

# Daily Price Report

A Summary of Price<sup>1</sup> Developments - 21 June 2021

Price (Rs./kg)

Last Friday 18.06.2021	Today
---------------------------	-------

## Vegetables

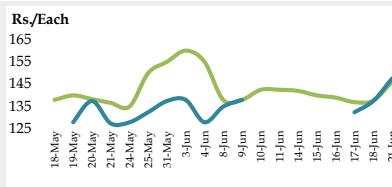


Prices of all vegetable varieties increased reportedly in Dambulla market compared to last Friday due to high demand and prices of most vegetable varieties increased in Pettah Market compared to last Friday due to low supply from other districts.

## Other



Price of **Local Potato** increased in **Pettah** and **Dambulla** markets compared to last Friday due to **low supply** from **Welimada and Nuwara Eliya** areas, respectively.



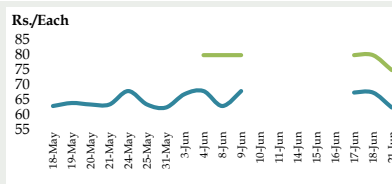
<b>Pettah :</b>	138.00	146.00
<b>Dambulla :</b>	138.00	148.00

Price of **White Egg** increased in **Pettah** market compared to last Friday reportedly due to **increase in production cost**.



<b>Pettah :</b>	15.50	18.75
-----------------	-------	-------

Prices of **Coconut** decreased in **Pettah** and **Dambulla** markets compared to last Friday due to **favourable supply** from **Gampaha, Kuliyaipitiya and Puttalam, and Melsiripura** areas, respectively.



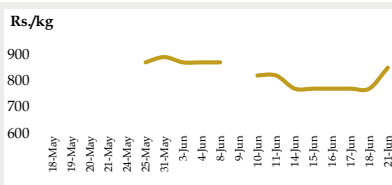
<b>Pettah :</b>	80.00	75.00
<b>Dambulla :</b>	68.00	63.00

## Fish

Prices of most fish varieties increased reportedly in Peliyagoda market compared to last Friday due to low supply.

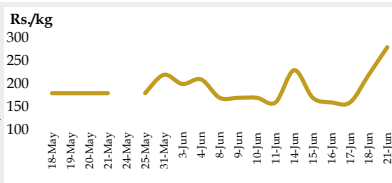


Price of **Thalapat** increased in **Negombo** market compared to last Friday reportedly due to **high producer prices** of **Southern coastal area**.



<b>Negombo :</b>	770.00	850.00
------------------	--------	--------

Price of **Salaya** increased in **Negombo** market compared to last Friday reportedly due to **high producer prices** of **Northern coastal area**.



<b>Negombo :</b>	220.00	280.00
------------------	--------	--------

1 : The above mentioned prices denote the **wholesale prices** in relevant markets.

Wholesale and Retail Prices: Selected Food Commodities - 21 June 2021

Item	Unit	Wholesale Prices				Retail Prices					
		Pettah		Dambulla		Pettah		Dambulla		Narahenpita	
		Last Friday 18.06.2021	Today	Last Friday 18.06.2021	Today	Last Friday 18.06.2021	Today	Last Friday 18.06.2021	Today	Last Friday 18.06.2021	Today
<b>V E G E T A B L E S</b>											
Beans	Rs./kg	180.00	300.00	205.00	295.00	240.00	340.00	n.a.	n.a.	240.00	360.00
Carrot	Rs./kg	120.00	150.00	123.00	135.00	150.00	180.00	n.a.	n.a.	200.00	200.00
Cabbage	Rs./kg	120.00	150.00	115.00	125.00	160.00	180.00	n.a.	n.a.	200.00	180.00
Tomato	Rs./kg	110.00	150.00	88.00	105.00	150.00	200.00	n.a.	n.a.	200.00	160.00
Brinjal	Rs./kg	110.00	150.00	115.00	155.00	150.00	200.00	n.a.	n.a.	200.00	240.00
Pumpkin	Rs./kg	40.00	40.00	65.00	78.00	60.00	60.00	n.a.	n.a.	80.00	120.00
Snake gourd	Rs./kg	135.00	150.00	115.00	245.00	180.00	200.00	n.a.	n.a.	180.00	240.00
Green Chilli	Rs./kg	200.00	300.00	165.00	293.00	250.00	350.00	n.a.	n.a.	310.00	360.00
Lime	Rs./kg	120.00	150.00	135.00	145.00	150.00	200.00	n.a.	n.a.	240.00	300.00
<b>O T H E R</b>											
Red Onion (Local)	Rs./kg	260.00	258.00	n.a.	198.00	280.00	280.00	n.a.	n.a.	n.a.	n.a.
Red Onion (Imp)	Rs./kg	262.00	266.00	255.00	258.00	320.00	320.00	n.a.	n.a.	400.00	380.00
Big Onion (Local)	Rs./kg	n.a.	n.a.	n.a.	n.a.	n.a.	n.a.	n.a.	n.a.	n.a.	n.a.
Big Onion (Imp)	Rs./kg	79.00	84.00	75.00	65.00	95.00	95.00	n.a.	n.a.	160.00	100.00
Potato (Local)	Rs./kg	138.00	146.00	138.00	148.00	160.00	160.00	n.a.	n.a.	200.00	200.00
Potato (Imp)	Rs./kg	118.00	122.00			140.00	140.00			160.00	140.00
Dried Chilli (Imp)	Rs./kg	483.00	480.00	475.00	n.a.	530.00	530.00	n.a.	n.a.	n.a.	n.a.
Coconut (Avg.)	Rs./Nut	80.00	75.00	68.00	63.00	93.00	93.00	n.a.	n.a.	90.00	80.00
Coconut oil	Rs./Ltr	590.00	574.00			680.00	680.00			n.a.	n.a.
Dhal	Rs./kg	190.00	190.00			210.00	210.00			220.00	210.00
Sugar (White)	Rs./kg	111.00	112.00			120.00	120.00			116.00	120.00
Egg (White)	Rs./Each	15.50	18.75			16.00	19.75			n.a.	19.50
Katta	Rs./kg	1,000.00	1,050.00			1,200.00	1,300.00			1,800.00	1,600.00
Sprat	Rs./kg	525.00	525.00			575.00	575.00			920.00	800.00
<b>F R U I T S</b>											
Banana (Sour)	Rs./kg	45.00	45.00	14.00	38.00	70.00	65.00	n.a.	n.a.	100.00	100.00
Papaw	Rs./kg	45.00	55.00	35.00	58.00	65.00	80.00	n.a.	n.a.	100.00	120.00
Pineapple	Rs./kg	n.a.	n.a.	50.00	78.00	85.00	85.00	n.a.	n.a.	100.00	110.00
Apple (Imp)	Rs./Each			n.a.	n.a.	50.00	50.00	n.a.	n.a.		
Orange (Imp)	Rs./Each			n.a.	n.a.	60.00	60.00	n.a.	n.a.		
<b>R I C E</b>											
				<b>Marandaghamula</b>							
Samba	Rs./kg	140.00	143.00	148.00	148.00	145.00	145.00	n.a.	n.a.	155.00	155.00
Nadu	Rs./kg	116.00	118.00	117.00	116.00	120.00	120.00	n.a.	n.a.	125.00	125.00
Kekulu (White)	Rs./kg	111.00	111.00	111.00	109.00	112.00	112.00	n.a.	n.a.	110.00	120.00
Kekulu (Red)	Rs./kg	98.00	97.00	99.00	99.00	105.00	105.00	n.a.	n.a.	104.00	105.00
<b>F I S H</b>											
				<b>Peliyagoda</b>		<b>Negombo</b>		<b>Peliyagoda</b>		<b>Negombo</b>	
Kelawalla	Rs./kg	600.00	600.00	540.00	550.00	n.a.	n.a.	n.a.	780.00	n.a.	620.00
Thalapath	Rs./kg	750.00	880.00	770.00	850.00	n.a.	n.a.	n.a.	1,100.00	n.a.	1,150.00
Balaya	Rs./kg	460.00	420.00	n.a.	400.00	n.a.	n.a.	n.a.	520.00	n.a.	480.00
Paraw	Rs./kg	600.00	700.00	650.00	650.00	n.a.	n.a.	n.a.	1,150.00	n.a.	950.00
Salaya	Rs./kg	220.00	350.00	220.00	280.00	n.a.	n.a.	n.a.	340.00	n.a.	380.00
Hurulla	Rs./kg	550.00	600.00	500.00	500.00	n.a.	n.a.	n.a.	580.00	n.a.	750.00

Price increased by more than 5% compared to Last Friday's price.

Price decreased by more than 5% compared to Last Friday's price.

Note :

Retail Prices of Dambulla market were not available last Friday and today.

Retail prices of Peliyagoda fish market were not available last Friday and today.