

# Daily Price Report

A Summary of Price<sup>1</sup> Developments - 8 June 2021

Price (Rs./kg)

Last Friday  
04.06.2021

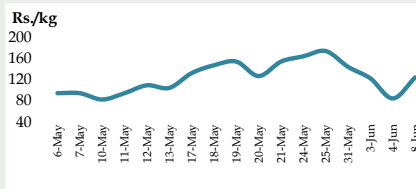
Today

## Vegetables

Prices of most vegetable varieties decreased reportedly in Dambulla market compared to last Friday due to favourable supply from other districts, whereas prices of most vegetable varieties increased reportedly in Pettah Market compared to last Friday due to low supply from other districts.



Price of **Carrot** increased in **Dambulla** market compared to last Friday due to **low supply** from **Nuwara Eliya** and **Ragala** areas.



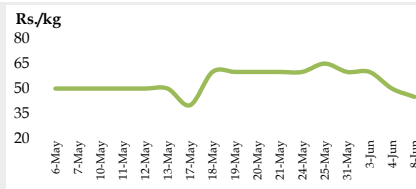
**Dambulla :**

85.00

125.00

## Fruits

Price of **Banana (Sour)** decreased in **Pettah** market compared to last Friday due to **favourable supply** from **Embilipitiya** area.



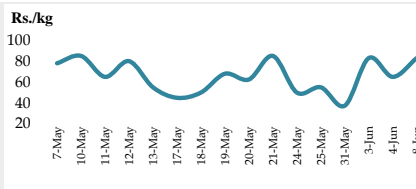
**Pettah :**

50.00

45.00



Price of **Pineapple** increased in **Dambulla** market compared to last Friday due to **low supply** from **Wennappuwa** area.



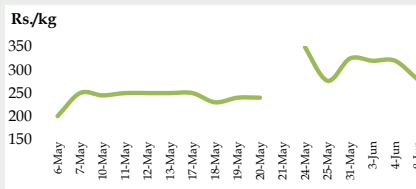
**Dambulla :**

65.00

83.00

## Other

Price of **Local Red Onion** decreased in **Pettah** market compared to last Friday due to **favourable supply** from **Jaffna** area.



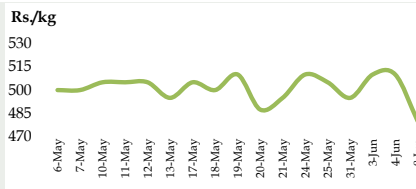
**Pettah :**

320.00

280.00



Price of **Imported Dried Chilli** decreased in **Pettah** market compared to last Friday due to **availability of a low quality variety** from **India**.



**Pettah :**

510.00

480.00

## Fish

Prices of most fish varieties decreased reportedly in Peliyagoda market compared to last Friday due to favourable supply from Southern, Eastern and Northern coastal areas.

1 : The above mentioned prices denote the **wholesale prices** in relevant markets.

Wholesale and Retail Prices: Selected Food Commodities - 8 June 2021

Item	Unit	Wholesale Prices				Retail Prices					
		Pettah		Dambulla		Pettah		Dambulla		Narahenpita	
		Last Friday 04.06.2021	Today	Last Friday 04.06.2021	Today	Last Friday 04.06.2021	Today	Last Friday 04.06.2021	Today	Last Friday 04.06.2021	Today
<b>V E G E T A B L E S</b>											
Beans	Rs./kg	130.00	150.00	135.00	135.00	160.00	200.00	n.a.	n.a.	n.a.	n.a.
Carrot	Rs./kg	120.00	150.00	85.00	125.00	140.00	200.00	n.a.	n.a.	n.a.	n.a.
Cabbage	Rs./kg	100.00	110.00	135.00	105.00	140.00	150.00	n.a.	n.a.	n.a.	n.a.
Tomato	Rs./kg	110.00	110.00	123.00	105.00	150.00	150.00	n.a.	n.a.	n.a.	n.a.
Brinjal	Rs./kg	110.00	150.00	145.00	120.00	150.00	200.00	n.a.	n.a.	n.a.	n.a.
Pumpkin	Rs./kg	35.00	40.00	48.00	35.00	60.00	60.00	n.a.	n.a.	n.a.	n.a.
Snake gourd	Rs./kg	120.00	120.00	95.00	105.00	160.00	160.00	n.a.	n.a.	n.a.	n.a.
Green Chilli	Rs./kg	165.00	180.00	175.00	145.00	200.00	225.00	n.a.	n.a.	n.a.	n.a.
Lime	Rs./kg	120.00	120.00	155.00	105.00	150.00	150.00	n.a.	n.a.	n.a.	n.a.
<b>O T H E R</b>											
Red Onion (Local)	Rs./kg	320.00	280.00	n.a.	215.00	350.00	320.00	n.a.	n.a.	n.a.	n.a.
Red Onion (Imp)	Rs./kg	n.a.	280.00	165.00	265.00	n.a.	320.00	n.a.	n.a.	n.a.	n.a.
Big Onion (Local)	Rs./kg	n.a.	n.a.	n.a.	n.a.	n.a.	n.a.	n.a.	n.a.	n.a.	n.a.
Big Onion (Imp)	Rs./kg	83.00	80.00	88.00	88.00	100.00	100.00	n.a.	n.a.	n.a.	n.a.
Potato (Local)	Rs./kg	155.00	138.00	128.00	135.00	175.00	160.00	n.a.	n.a.	n.a.	n.a.
Potato (Imp)	Rs./kg	120.00	123.00			140.00	140.00			n.a.	n.a.
Dried Chilli (Imp)	Rs./kg	510.00	480.00	535.00	505.00	550.00	530.00	n.a.	n.a.	n.a.	n.a.
Coconut (Avg.)	Rs./Nut	80.00	80.00	68.00	63.00	93.00	93.00	n.a.	n.a.	n.a.	n.a.
Coconut oil	Rs./Ltr	n.a.	n.a.			680.00	680.00			n.a.	n.a.
Dhal	Rs./kg	185.00	188.00			190.00	200.00			n.a.	n.a.
Sugar (White)	Rs./kg	110.00	112.00			120.00	120.00			n.a.	n.a.
Egg (White)	Rs./Each	15.50	15.50			16.50	16.00			n.a.	n.a.
Katta	Rs./kg	1,000.00	1,000.00			1,200.00	1,200.00			n.a.	n.a.
Sprat	Rs./kg	500.00	500.00			550.00	550.00			n.a.	n.a.
<b>F R U I T S</b>											
Banana (Sour)	Rs./kg	50.00	45.00	23.00	23.00	75.00	75.00	n.a.	n.a.	n.a.	n.a.
Papaw	Rs./kg	45.00	45.00	28.00	23.00	65.00	65.00	n.a.	n.a.	n.a.	n.a.
Pineapple	Rs./kg	n.a.	n.a.	65.00	83.00	95.00	85.00	n.a.	n.a.	n.a.	n.a.
Apple (Imp)	Rs./Each			n.a.	n.a.	50.00	50.00	n.a.	n.a.		
Orange (Imp)	Rs./Each			n.a.	n.a.	60.00	60.00	n.a.	n.a.		
<b>R I C E</b>											
				<b>Marandagahamula</b>							
Samba	Rs./kg	140.00	140.00	146.00	148.00	145.00	145.00	n.a.	n.a.	n.a.	n.a.
Nadu	Rs./kg	113.00	113.00	113.00	116.00	120.00	120.00	n.a.	n.a.	n.a.	n.a.
Kekulu (White)	Rs./kg	108.00	108.00	107.00	109.00	112.00	112.00	n.a.	n.a.	n.a.	n.a.
Kekulu (Red)	Rs./kg	98.00	98.00	99.00	100.00	105.00	105.00	n.a.	n.a.	n.a.	n.a.
<b>F I S H</b>											
		<b>Peliyagoda</b>		<b>Negombo</b>		<b>Peliyagoda</b>		<b>Negombo</b>			
Kelawalla	Rs./kg	650.00	650.00	570.00	570.00	n.a.	n.a.	n.a.	n.a.	n.a.	n.a.
Thalapath	Rs./kg	900.00	850.00	870.00	870.00	n.a.	n.a.	n.a.	n.a.	n.a.	n.a.
Balaya	Rs./kg	480.00	320.00	n.a.	n.a.	n.a.	n.a.	n.a.	n.a.	n.a.	n.a.
Paraw	Rs./kg	750.00	600.00	650.00	n.a.	n.a.	n.a.	n.a.	n.a.	n.a.	n.a.
Salaya	Rs./kg	160.00	160.00	210.00	170.00	n.a.	n.a.	n.a.	n.a.	n.a.	n.a.
Hurulla	Rs./kg	550.00	450.00	550.00	450.00	n.a.	n.a.	n.a.	n.a.	n.a.	n.a.

Price increased by more than 5% compared to last Friday's price.

Price decreased by more than 5% compared to last Friday's price.

Note : Retail prices of Dambulla and Narahenpita markets, and Negombo and Peliyagoda Fish markets were not available last Friday and today.