
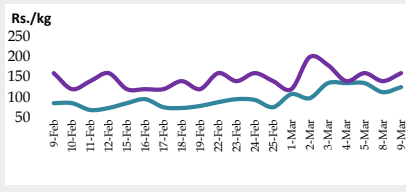
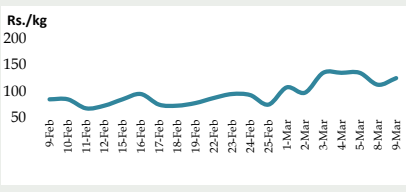
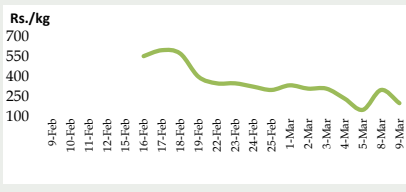

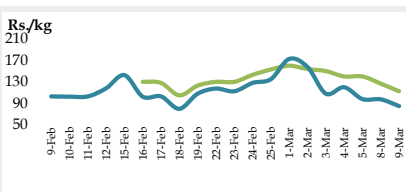
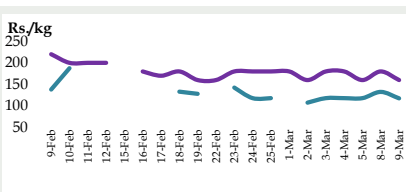


Daily Price Report

A Summary of Price Developments - 9 March 2021

| | | Price (Rs./kg) | | | |
|---|---|--|---|--------------------------|--------------------------|
| | | Yesterday | Today | | |
| Vegetables  | <p>Price of Beans increased in Dambulla and Narahenpita markets compared to yesterday due to low supply from Nuwara Eliya and Balangoda areas.</p> |  | <p>▲ Dambulla : 145.00 Narahenpita : 180.00</p> | <p>145.00 180.00</p> | <p>165.00 200.00</p> |
| | <p>Price of Cabbage increased in Dambulla and Narahenpita markets compared to yesterday due to low supply from Puttalam area.</p> |  | <p>▲ Dambulla : 113.00 Narahenpita : 140.00</p> | <p>113.00 140.00</p> | <p>125.00 160.00</p> |
| | <p>Price of Brinjal increased in Dambulla market compared to yesterday due to low supply from Rajanganaya area.</p> |  | <p>▲ Dambulla : 58.00</p> | <p>58.00</p> | <p>75.00</p> |
| | <p>Price of Green Chilli decreased in Pettah market compared to yesterday due to favourable supply from Jaffna area.</p> |  | <p>▼ Pettah : 300.00</p> | <p>300.00</p> | <p>200.00</p> |
| Other  | <p>Price of Imported Red Onion decreased in Pettah market compared to yesterday due to availability of local varieties from Jaffna and Puttalam areas.</p> |  | <p>▼ Pettah : 240.00</p> | <p>240.00</p> | <p>220.00</p> |
| | <p>Price of Imported Big Onion decreased in Pettah and Dambulla markets compared to yesterday due to availability of a low quality variety from Pakistan and Turkey, respectively.</p> |  | <p>▼ Pettah : 127.00 Dambulla : 98.00</p> | <p>127.00 98.00</p> | <p>113.00 85.00</p> |
| | <p>Price of Local Potato decreased in Dambulla and Narahenpita markets compared to yesterday due to favourable supply from Jaffna and Welimada areas.</p> |  | <p>▼ Dambulla : 133.00 Narahenpita : 180.00</p> | <p>133.00 180.00</p> | <p>118.00 160.00</p> |

Note: The above mentioned prices denote the **retail prices** in relevant markets.



Statistics Department
Central Bank of Sri Lanka

Wholesale and Retail Prices: Selected Food Commodities - 9 March 2021

| Item | Unit | Wholesale Prices | | | | Retail Prices | | | | | |
|----------------------------|----------|------------------|--------|-----------|--------|---------------|----------|-----------|--------|-------------|----------|
| | | Pettah | | Dambulla | | Pettah | | Dambulla | | Narahenpita | |
| | | Yesterday | Today | Yesterday | Today | Yesterday | Today | Yesterday | Today | Yesterday | Today |
| V E G E T A B L E S | | | | | | | | | | | |
| Beans | Rs./kg | 123.00 | 130.00 | 125.00 | 145.00 | 140.00 | 140.00 | 145.00 | 165.00 | 180.00 | 200.00 |
| Carrot | Rs./kg | 125.00 | 125.00 | 135.00 | 145.00 | 140.00 | 140.00 | 155.00 | 165.00 | 200.00 | 200.00 |
| Cabbage | Rs./kg | 110.00 | 123.00 | 93.00 | 105.00 | 135.00 | 135.00 | 113.00 | 125.00 | 140.00 | 160.00 |
| Tomato | Rs./kg | 145.00 | 145.00 | 125.00 | 135.00 | 165.00 | 160.00 | 145.00 | 155.00 | 200.00 | 200.00 |
| Brinjal | Rs./kg | 45.00 | 45.00 | 38.00 | 55.00 | 60.00 | 60.00 | 58.00 | 75.00 | 120.00 | 100.00 |
| Pumpkin | Rs./kg | 83.00 | 100.00 | 83.00 | 78.00 | 120.00 | 120.00 | 103.00 | 98.00 | 120.00 | 120.00 |
| Snake gourd | Rs./kg | 70.00 | 70.00 | 75.00 | 95.00 | 100.00 | 100.00 | 95.00 | 115.00 | 120.00 | 140.00 |
| Green Chilli | Rs./kg | 225.00 | 180.00 | 175.00 | 195.00 | 300.00 | 200.00 | 195.00 | 215.00 | 280.00 | 320.00 |
| Lime | Rs./kg | 70.00 | 70.00 | 75.00 | 75.00 | 90.00 | 90.00 | 95.00 | 95.00 | 160.00 | 160.00 |
| O T H E R | | | | | | | | | | | |
| Red Onion (Local) | Rs./kg | 200.00 | 200.00 | 165.00 | n.a. | 220.00 | 220.00 | 175.00 | n.a. | n.a. | n.a. |
| Red Onion (Imp) | Rs./kg | 190.00 | 193.00 | 178.00 | 173.00 | 240.00 | 220.00 | 188.00 | 183.00 | 320.00 | 390.00 |
| Big Onion (Local) | Rs./kg | n.a. | n.a. | n.a. | n.a. | n.a. | n.a. | n.a. | n.a. | n.a. | n.a. |
| Big Onion (Imp) | Rs./kg | 95.00 | 93.00 | 83.00 | 75.00 | 127.00 | 113.00 | 98.00 | 85.00 | 140.00 | 140.00 |
| Potato (Local) | Rs./kg | 135.00 | 133.00 | 123.00 | 108.00 | 160.00 | 160.00 | 133.00 | 118.00 | 180.00 | 160.00 |
| Potato (Imp) | Rs./kg | 90.00 | 80.00 | | | 115.00 | 115.00 | | | n.a. | n.a. |
| Dried Chilli (Imp) | Rs./kg | 475.00 | 475.00 | n.a. | 538.00 | 535.00 | 535.00 | n.a. | 548.00 | 580.00 | 580.00 |
| Coconut (Avg.) | Rs./Nut | n.a. | n.a. | 74.00 | 75.00 | 80.00 | 80.00 | 79.00 | 80.00 | 58.00 | 71.00 |
| Coconut oil | Rs./Ltr | 450.00 | 450.00 | | | 473.00 | 473.00 | | | 486.00 | 486.00 |
| Dhal | Rs./kg | 165.00 | 165.00 | | | 170.00 | 170.00 | | | 175.00 | 175.00 |
| Sugar (White) | Rs./kg | 106.00 | 103.00 | | | 115.00 | 115.00 | | | 113.00 | 113.00 |
| Egg (White) | Rs./Each | 16.00 | 16.50 | | | 17.00 | 17.50 | | | 17.50 | 15.50 |
| Katta | Rs./kg | 950.00 | 950.00 | | | 1,150.00 | 1,150.00 | | | 1,600.00 | 1,600.00 |
| Sprat | Rs./kg | 500.00 | 500.00 | | | 550.00 | 550.00 | | | 700.00 | 700.00 |
| F R U I T S | | | | | | | | | | | |
| Banana (Sour) | Rs./kg | 45.00 | 45.00 | 55.00 | 45.00 | 80.00 | 80.00 | 75.00 | 65.00 | 120.00 | 120.00 |
| Papaw | Rs./kg | 60.00 | 90.00 | 58.00 | 65.00 | 80.00 | 110.00 | 78.00 | 85.00 | 130.00 | 150.00 |
| Pineapple | Rs./kg | n.a. | n.a. | 83.00 | 95.00 | 130.00 | 130.00 | 103.00 | 115.00 | 130.00 | 140.00 |
| Apple (Imp) | Rs./Each | | | 44.00 | 44.00 | 50.00 | 50.00 | n.a. | n.a. | | |
| Orange (Imp) | Rs./Each | | | 55.00 | 55.00 | 65.00 | 60.00 | n.a. | n.a. | | |
| R I C E | | | | | | | | | | | |
| Marandagahamula | | | | | | | | | | | |
| Samba | Rs./kg | 118.00 | 118.00 | 110.00 | 113.00 | 129.00 | 129.00 | n.a. | n.a. | 125.00 | 125.00 |
| Nadu | Rs./kg | 98.00 | 98.00 | 93.00 | 94.00 | 99.00 | 99.00 | 97.00 | 98.00 | 100.00 | 103.00 |
| Kekulu (White) | Rs./kg | 95.00 | 95.00 | 92.00 | 92.00 | 98.00 | 98.00 | 92.00 | 94.00 | 100.00 | 103.00 |
| Kekulu (Red) | Rs./kg | 95.00 | 93.00 | 96.00 | 96.00 | 99.00 | 99.00 | 97.00 | 97.00 | 100.00 | 100.00 |
| F I S H | | | | | | | | | | | |
| Peliyagoda | | | | | | | | | | | |
| Kelawalla | Rs./kg | 480.00 | 480.00 | 450.00 | 450.00 | n.a. | n.a. | 720.00 | 740.00 | 980.00 | 980.00 |
| Thalapath | Rs./kg | 750.00 | 750.00 | 720.00 | 720.00 | n.a. | n.a. | 940.00 | 940.00 | 1,200.00 | 1,200.00 |
| Balaya | Rs./kg | 420.00 | 420.00 | 350.00 | 390.00 | n.a. | n.a. | 470.00 | 510.00 | 420.00 | 590.00 |
| Paraw | Rs./kg | 550.00 | 550.00 | 550.00 | 550.00 | n.a. | n.a. | 1,050.00 | 990.00 | 880.00 | 880.00 |
| Salaya | Rs./kg | 160.00 | 160.00 | 150.00 | 150.00 | n.a. | n.a. | 220.00 | 220.00 | 160.00 | 160.00 |
| Hurulla | Rs./kg | 450.00 | 450.00 | 450.00 | 430.00 | n.a. | n.a. | 570.00 | 550.00 | 590.00 | 590.00 |
| Negombo | | | | | | | | | | | |

■ Price increased by more than 5% compared to yesterday's price.

■ Price decreased by more than 5% compared to yesterday's price.

Note : Retail prices of Peliyagoda Fish market were not available yesterday and today.

Retail trade activities of Pettah market were partially carried out today.