
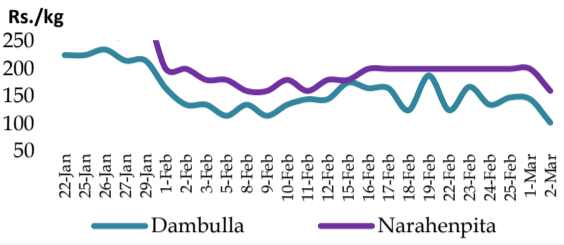
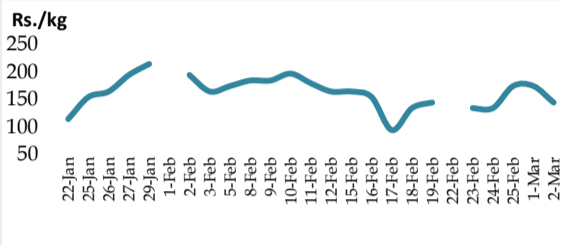
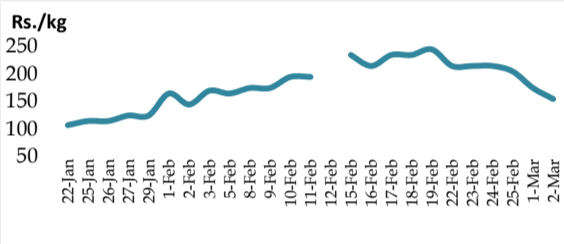
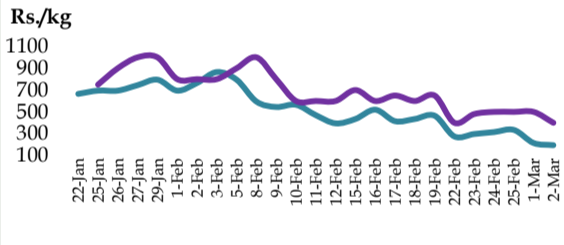
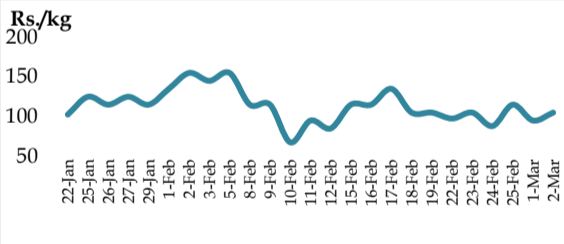

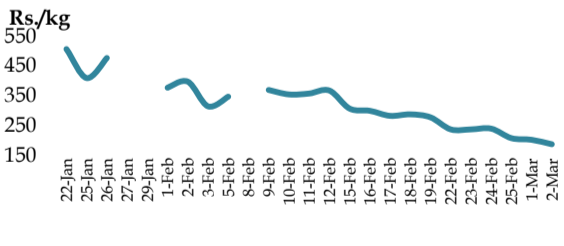
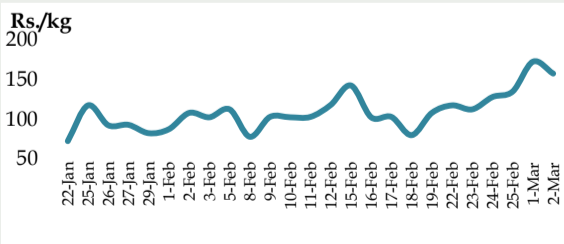


Daily Price Report

A Summary of Price Developments - 2 March 2021

		Price (Rs./kg)			
		Yesterday	Today		
Vegetables 	<p>Price of Beans decreased in both Dambulla and Narahenpita markets compared to yesterday due to favourable supply from Naula and Yatawatta areas.</p> 	<p>▼ Dambulla : 145.00 Narahenpita : 200.00</p>	<p>103.00 160.00</p>		
	<p>Price of Carrot decreased in Dambulla market compared to yesterday due to favourable supply from Ragala area.</p> 	<p>▼ Dambulla : 175.00</p>	<p>145.00</p>		
	<p>Price of Tomato decreased further in Dambulla market compared to yesterday due to favourable supply from Nuwara Eliya, Matale and Sigiriya areas.</p> 	<p>▼ Dambulla : 175.00</p>	<p>155.00</p>		
	<p>Price of Green Chilli decreased in both Dambulla and Narahenpita markets compared to yesterday due to favourable supply from Puttalam and Jaffna areas.</p> 	<p>▼ Dambulla : 215.00 Narahenpita : 500.00</p>	<p>195.00 400.00</p>		
	<p>Price of Lime increased in Dambulla market compared to yesterday due to low supply from Bibile and Monaragala areas.</p> 	<p>▲ Dambulla : 95.00</p>	<p>105.00</p>		
Other 	<p>Price of Imported Red Onion decreased in Dambulla market compared to yesterday due to availability of local varieties.</p> 	<p>▼ Dambulla : 203.00</p>	<p>188.00</p>		
	<p>Price of Imported Big Onion decreased in Dambulla market compared to yesterday due to availability of low quality varieties from Pakistan and Netherlands.</p> 	<p>▼ Dambulla : 173.00</p>	<p>158.00</p>		

Note: The above mentioned prices denote the **retail prices** in relevant markets.



Statistics Department
Central Bank of Sri Lanka

Wholesale and Retail Prices: Selected Food Commodities - 2 March 2021

Item	Unit	Wholesale Prices				Retail Prices					
		Pettah		Dambulla		Pettah		Dambulla		Narahrenpita	
		Yesterday	Today	Yesterday	Today	Yesterday	Today	Yesterday	Today	Yesterday	Today
V E G E T A B L E S											
Beans	Rs./kg	125.00	135.00	125.00	83.00	140.00	155.00	145.00	103.00	200.00	160.00
Carrot	Rs./kg	150.00	143.00	155.00	125.00	140.00	160.00	175.00	145.00	180.00	240.00
Cabbage	Rs./kg	115.00	125.00	88.00	78.00	115.00	130.00	108.00	98.00	120.00	200.00
Tomato	Rs./kg	213.00	220.00	155.00	135.00	245.00	265.00	175.00	155.00	320.00	320.00
Brinjal	Rs./kg	40.00	50.00	43.00	33.00	80.00	75.00	63.00	53.00	160.00	120.00
Pumpkin	Rs./kg	80.00	83.00	85.00	78.00	100.00	100.00	105.00	98.00	180.00	140.00
Snake gourd	Rs./kg	70.00	80.00	75.00	n.a.	100.00	100.00	95.00	n.a.	160.00	160.00
Green Chilli	Rs./kg	265.00	243.00	195.00	175.00	335.00	310.00	215.00	195.00	500.00	400.00
Lime	Rs./kg	75.00	70.00	75.00	85.00	100.00	100.00	95.00	105.00	200.00	200.00
O T H E R											
Red Onion (Local)	Rs./kg	300.00	300.00	n.a.	165.00	350.00	350.00	n.a.	175.00	n.a.	n.a.
Red Onion (Imp)	Rs./kg	270.00	230.00	193.00	178.00	300.00	300.00	203.00	188.00	500.00	500.00
Big Onion (Local)	Rs./kg	n.a.	n.a.	n.a.	n.a.	n.a.	n.a.	n.a.	n.a.	n.a.	n.a.
Big Onion (Imp)	Rs./kg	145.00	125.00	163.00	148.00	160.00	154.00	173.00	158.00	180.00	200.00
Potato (Local)	Rs./kg	128.00	130.00	n.a.	98.00	160.00	160.00	n.a.	108.00	180.00	160.00
Potato (Imp)	Rs./kg	100.00	103.00			120.00	120.00			n.a.	n.a.
Dried Chilli (Imp)	Rs./kg	485.00	480.00	n.a.	n.a.	540.00	540.00	n.a.	n.a.	600.00	600.00
Coconut (Avg.)	Rs./Nut	n.a.	n.a.	79.00	79.00	85.00	80.00	84.00	84.00	63.00	63.00
Coconut oil	Rs./Ltr	450.00	450.00			480.00	480.00			n.a.	486.00
Dhal	Rs./kg	165.00	165.00			173.00	170.00			175.00	175.00
Sugar (White)	Rs./kg	108.00	108.00			115.00	115.00			108.00	108.00
Egg (White)	Rs./Each	15.50	16.00			16.50	17.00			17.50	n.a.
Katta	Rs./kg	950.00	950.00			1,150.00	1,150.00			1,600.00	1,600.00
Sprat	Rs./kg	500.00	500.00			550.00	550.00			720.00	720.00
F R U I T S											
Banana (Sour)	Rs./kg	45.00	45.00	48.00	43.00	80.00	80.00	68.00	63.00	120.00	120.00
Papaw	Rs./kg	60.00	60.00	48.00	38.00	75.00	75.00	68.00	58.00	120.00	120.00
Pineapple	Rs./kg	n.a.	n.a.	85.00	70.00	125.00	125.00	105.00	90.00	110.00	110.00
Apple (Imp)	Rs./Each			44.00	44.00	55.00	55.00	n.a.	n.a.		
Orange (Imp)	Rs./Each			55.00	55.00	60.00	60.00	n.a.	n.a.		
R I C E											
				Marandagahamula							
Samba	Rs./kg	115.00	115.00	104.00	105.00	130.00	128.00	132.00	132.00	125.00	125.00
Nadu	Rs./kg	98.00	95.00	93.00	93.00	98.00	98.00	95.00	95.00	103.00	103.00
Kekulu (White)	Rs./kg	95.00	93.00	92.00	92.00	98.00	98.00	91.00	91.00	103.00	103.00
Kekulu (Red)	Rs./kg	95.00	93.00	96.00	96.00	99.00	99.00	94.00	94.00	103.00	103.00
F I S H											
		Peliyagoda		Negombo		Peliyagoda		Negombo			
Kelawalla	Rs./kg	580.00	550.00	460.00	460.00	n.a.	n.a.	720.00	720.00	1,060.00	960.00
Thalapath	Rs./kg	750.00	750.00	740.00	750.00	n.a.	n.a.	940.00	940.00	980.00	980.00
Balaya	Rs./kg	320.00	n.a.	450.00	450.00	n.a.	n.a.	560.00	550.00	400.00	n.a.
Paraw	Rs./kg	500.00	500.00	600.00	560.00	n.a.	n.a.	1,050.00	990.00	1,200.00	800.00
Salaya	Rs./kg	170.00	180.00	140.00	150.00	n.a.	n.a.	210.00	230.00	180.00	220.00
Hurulla	Rs./kg	530.00	460.00	450.00	480.00	n.a.	n.a.	570.00	580.00	550.00	n.a.

Price increased by more than 5% compared to yesterday's price.

Price decreased by more than 5% compared to yesterday's price.

Note : Retail prices of Peliyagoda Fish market were not available yesterday and today.
Retail trade activities of Pettah market were partially carried out today.