
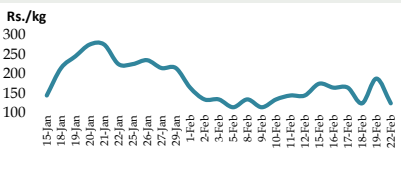
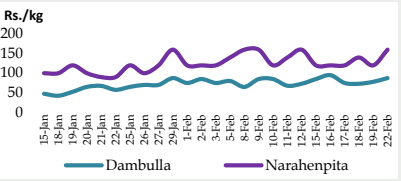
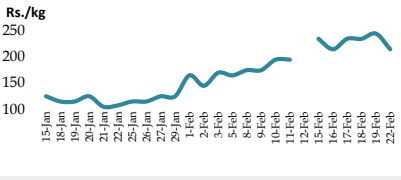
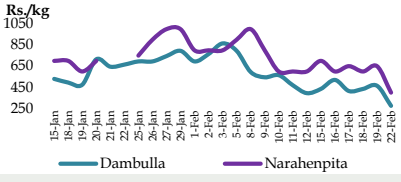
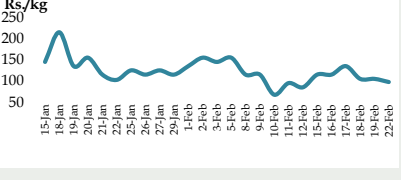

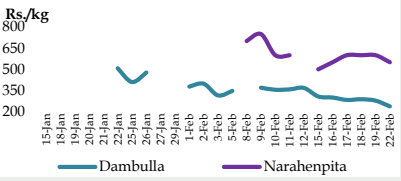
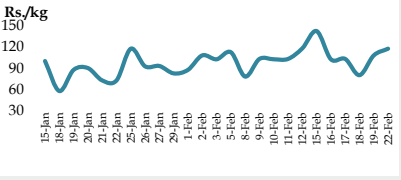


Daily Price Report

A Summary of Price Developments - 22 February 2021

		Price (Rs./kg)			
		Last Friday 19.02.2021	Today		
Vegetables 	Price of Beans decreased in Dambulla market compared to last Friday due to favourable supply from Yatawatta and Mandaramnuwara areas.		▼ Dambulla : 188.00	188.00	125.00
	Price of Cabbage increased in both Dambulla and Narahenpita markets compared to last Friday due to low supply from Nuwara Eliya area.		▲ Dambulla : 78.00 Narahenpita : 120.00	78.00 120.00	88.00 160.00
	Price of Tomato decreased in Dambulla market compared to last Friday due to favourable supply from neighbouring areas of Dambulla .		▼ Dambulla : 245.00	245.00	215.00
	Price of Green Chilli decreased in both Dambulla and Narahenpita markets compared to last Friday due to favourable supply from Puttalam and Nochchiyagama areas.		▼ Dambulla : 465.00 Narahenpita : 650.00	465.00 650.00	275.00 400.00
	Price of Lime decreased in Dambulla market compared to last Friday due to favourable supply from Bibile and Monaragala areas.		▼ Dambulla : 105.00	105.00	98.00
Other 	Price of Imported Red Onion decreased in both Dambulla and Narahenpita markets compared to last Friday due to availability of local varieties .		▼ Dambulla : 278.00 Narahenpita : 600.00	278.00 600.00	238.00 550.00
	Price of Imported Big Onion increased in Dambulla market compared to last Friday due to availability of a high quality variety from Pakistan .		▲ Dambulla : 108.00	108.00	118.00

Note: The above mentioned prices denote the **retail prices** in relevant markets.



Statistics Department
Central Bank of Sri Lanka

Wholesale and Retail Prices: Selected Food Commodities - 22 February 2021

Item	Unit	Wholesale Prices				Retail Prices					
		Pettah		Dambulla		Pettah		Dambulla		Narahenpita	
		Last Friday 19.02.2021	Today	Last Friday 19.02.2021	Today	Last Friday 19.02.2021	Today	Last Friday 19.02.2021	Today	Last Friday 19.02.2021	Today
V E G E T A B L E S											
Beans	Rs./kg	127.00	120.00	168.00	105.00	140.00	150.00	188.00	125.00	200.00	200.00
Carrot	Rs./kg	115.00	115.00	125.00	n.a.	140.00	140.00	145.00	n.a.	160.00	160.00
Cabbage	Rs./kg	90.00	90.00	58.00	68.00	100.00	100.00	78.00	88.00	120.00	160.00
Tomato	Rs./kg	240.00	247.00	225.00	195.00	290.00	280.00	245.00	215.00	320.00	320.00
Brinjal	Rs./kg	60.00	50.00	65.00	58.00	100.00	90.00	85.00	78.00	140.00	120.00
Pumpkin	Rs./kg	110.00	110.00	78.00	78.00	120.00	120.00	98.00	98.00	160.00	140.00
Snake gourd	Rs./kg	70.00	73.00	105.00	95.00	100.00	100.00	125.00	115.00	160.00	160.00
Green Chilli	Rs./kg	375.00	300.00	445.00	255.00	400.00	350.00	465.00	275.00	650.00	400.00
Lime	Rs./kg	83.00	83.00	85.00	78.00	100.00	100.00	105.00	98.00	200.00	200.00
O T H E R											
Red Onion (Local)	Rs./kg	325.00	250.00	208.00	198.00	350.00	350.00	218.00	208.00	n.a.	n.a.
Red Onion (Imp)	Rs./kg	285.00	240.00	268.00	228.00	375.00	300.00	278.00	238.00	600.00	550.00
Big Onion (Local)	Rs./kg	n.a.	n.a.	n.a.	n.a.	n.a.	n.a.	n.a.	n.a.	n.a.	n.a.
Big Onion (Imp)	Rs./kg	113.00	125.00	98.00	108.00	123.00	130.00	108.00	118.00	160.00	160.00
Potato (Local)	Rs./kg	133.00	130.00	118.00	n.a.	160.00	160.00	128.00	n.a.	160.00	160.00
Potato (Imp)	Rs./kg	105.00	105.00			123.00	120.00			n.a.	160.00
Dried Chilli (Imp)	Rs./kg	485.00	480.00	458.00	n.a.	545.00	540.00	468.00	n.a.	550.00	550.00
Coconut (Avg.)	Rs./Nut	n.a.	n.a.	79.00	79.00	85.00	85.00	85.00	84.00	93.00	93.00
Coconut oil	Rs./Ltr	450.00	450.00			480.00	480.00			n.a.	486.00
Dhal	Rs./kg	165.00	162.00			173.00	170.00			175.00	170.00
Sugar (White)	Rs./kg	106.00	103.00			115.00	115.00			105.00	105.00
Egg (White)	Rs./Each	15.00	14.50			16.50	16.00			17.50	n.a.
Katta	Rs./kg	1,000.00	1,000.00			1,200.00	1,200.00			1,600.00	1,600.00
Sprat	Rs./kg	550.00	523.00			600.00	600.00			720.00	720.00
F R U I T S											
Banana (Sour)	Rs./kg	50.00	45.00	43.00	45.00	65.00	75.00	63.00	65.00	120.00	120.00
Papaw	Rs./kg	60.00	60.00	58.00	43.00	75.00	75.00	78.00	63.00	100.00	120.00
Pineapple	Rs./kg	n.a.	n.a.	75.00	83.00	115.00	115.00	95.00	103.00	110.00	110.00
Apple (Imp)	Rs./Each			50.00	44.00	50.00	55.00	n.a.	n.a.		
Orange (Imp)	Rs./Each			80.00	55.00	60.00	60.00	n.a.	n.a.		
R I C E											
				Marandagahamula							
Samba	Rs./kg	115.00	115.00	115.00	105.00	130.00	130.00	132.00	132.00	120.00	120.00
Nadu	Rs./kg	96.00	94.00	95.00	93.00	98.00	98.00	97.00	95.00	100.00	100.00
Kekulu (White)	Rs./kg	95.00	92.00	94.00	93.00	99.00	98.00	97.00	92.00	98.00	100.00
Kekulu (Red)	Rs./kg	95.00	92.00	98.00	97.00	100.00	100.00	100.00	100.00	98.00	103.00
F I S H											
		Peliyagoda		Negombo		Peliyagoda		Negombo			
Kelawalla	Rs./kg	500.00	450.00	530.00	520.00	n.a.	n.a.	740.00	760.00	980.00	960.00
Thalapath	Rs./kg	750.00	750.00	720.00	750.00	n.a.	n.a.	940.00	940.00	980.00	980.00
Balaya	Rs./kg	350.00	350.00	330.00	360.00	n.a.	n.a.	450.00	480.00	450.00	400.00
Paraw	Rs./kg	500.00	500.00	550.00	600.00	n.a.	n.a.	990.00	1,050.00	700.00	750.00
Salaya	Rs./kg	150.00	n.a.	160.00	170.00	n.a.	n.a.	230.00	240.00	280.00	280.00
Hurulla	Rs./kg	500.00	500.00	460.00	480.00	n.a.	n.a.	580.00	580.00	620.00	600.00

Price increased by more than 5% compared to last Friday's price.

Price decreased by more than 5% compared to last Friday's price.

Note : Retail prices of Peliyagoda Fish market were not available last Friday and today.
Retail trading activities of Pettah market were partially carried out today.