
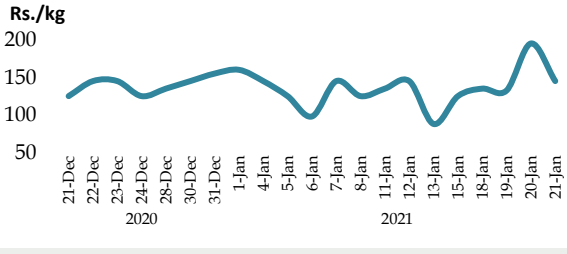
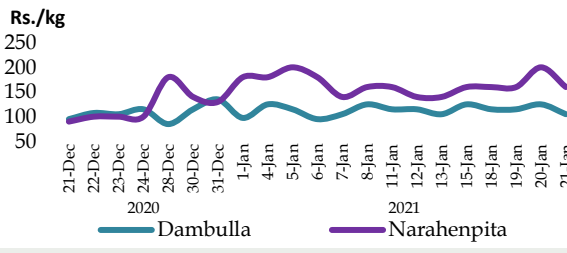
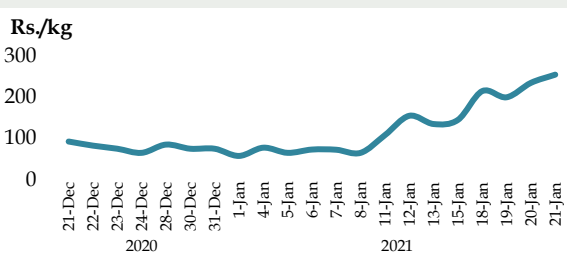
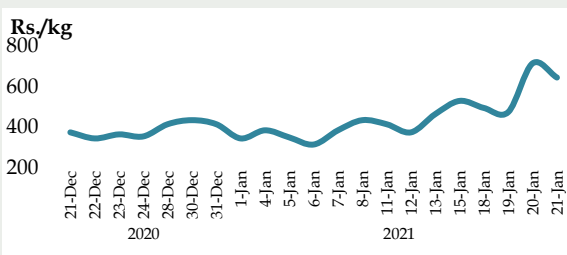
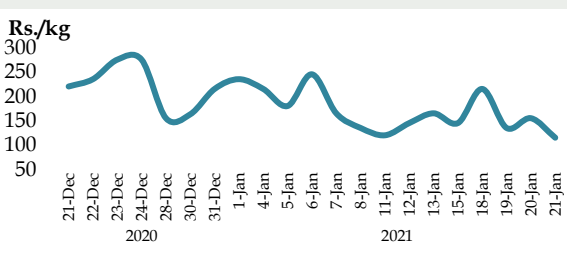



# Daily Price Report

## A Summary of Price Developments - 21 January 2021

		Price (Rs./kg)	
		Yesterday	Today
<b>Vegetables</b>  	<p>Price of <b>Carrot</b> decreased in <b>Dambulla</b> market compared to yesterday due to <b>favourable supply</b> from <b>Ragala</b> and <b>Bandarawela</b> areas.</p> 	<p>▼ <b>Dambulla :</b></p>	<p>195.00</p> <p>145.00</p>
	<p>Price of <b>Tomato</b> decreased in both <b>Dambulla</b> and <b>Narahenpita</b> markets compared to yesterday due to <b>favourable supply</b> from <b>Mathalapitiya</b> and <b>Yatawatta</b> areas.</p> 	<p>▼ <b>Dambulla :</b> <b>Narahenpita :</b></p>	<p>125.00</p> <p>200.00</p> <p>105.00</p> <p>160.00</p>
	<p>Price of <b>Brinjal</b> increased further in <b>Dambulla</b> market compared to yesterday due to <b>low supply</b> from <b>Galenbindunuwewa</b> area.</p> 	<p>▲ <b>Dambulla :</b></p>	<p>235.00</p> <p>255.00</p>
	<p>Price of <b>Green Chilli</b> decreased in <b>Dambulla</b> market compared to yesterday due to <b>favourable supply</b> from <b>Vilachchiya</b> and <b>Anuradhapura</b> areas.</p> 	<p>▼ <b>Dambulla :</b></p>	<p>715.00</p> <p>645.00</p>
	<p>Price of <b>Lime</b> decreased in <b>Dambulla</b> market compared to yesterday due to <b>favourable supply</b> from <b>Bibile</b>, <b>Kuliyapitiya</b> and <b>Jaffna</b> areas.</p> 	<p>▼ <b>Dambulla :</b></p>	<p>155.00</p> <p>115.00</p>
	<p>Price of <b>Imported Big Onion</b> decreased in <b>Dambulla</b> market compared to yesterday due to <b>availability of a low quality variety</b> from <b>Pakistan</b>.</p> 	<p>▼ <b>Dambulla :</b></p>	<p>90.00</p> <p>73.00</p>

Note: The above mentioned prices denote the **retail prices** in relevant markets.



Statistics Department  
Central Bank of Sri Lanka

**Wholesale and Retail Prices: Selected Food Commodities - 21 January 2021**

Item	Unit	Wholesale Prices				Retail Prices					
		Pettah		Dambulla		Pettah		Dambulla		Narahenpita	
		Yesterday	Today	Yesterday	Today	Yesterday	Today	Yesterday	Today	Yesterday	Today
<b>V E G E T A B L E S</b>											
Beans	Rs./kg	190.00	175.00	255.00	255.00	n.a.	n.a.	275.00	275.00	300.00	240.00
Carrot	Rs./kg	135.00	120.00	175.00	125.00	n.a.	n.a.	195.00	145.00	200.00	200.00
Cabbage	Rs./kg	40.00	35.00	45.00	48.00	n.a.	n.a.	65.00	68.00	100.00	90.00
Tomato	Rs./kg	100.00	90.00	105.00	85.00	n.a.	n.a.	125.00	105.00	200.00	160.00
Brinjal	Rs./kg	155.00	155.00	215.00	235.00	n.a.	n.a.	235.00	255.00	240.00	240.00
Pumpkin	Rs./kg	155.00	155.00	155.00	155.00	n.a.	n.a.	175.00	175.00	200.00	200.00
Snake gourd	Rs./kg	140.00	145.00	165.00	155.00	n.a.	n.a.	185.00	175.00	200.00	200.00
Green Chilli	Rs./kg	600.00	625.00	695.00	625.00	n.a.	n.a.	715.00	645.00	700.00	n.a.
Lime	Rs./kg	150.00	150.00	135.00	95.00	n.a.	n.a.	155.00	115.00	240.00	n.a.
<b>O T H E R</b>											
Red Onion (Local)	Rs./kg	375.00	475.00	478.00	470.00	n.a.	n.a.	488.00	480.00	380.00	700.00
Red Onion (Imp)	Rs./kg	480.00	480.00	n.a.	n.a.	n.a.	n.a.	n.a.	n.a.	n.a.	n.a.
Big Onion (Local)	Rs./kg	n.a.	n.a.	n.a.	n.a.	n.a.	n.a.	n.a.	n.a.	n.a.	n.a.
Big Onion (Imp)	Rs./kg	85.00	75.00	78.00	63.00	n.a.	n.a.	90.00	73.00	120.00	120.00
Potato (Local)	Rs./kg	160.00	145.00	138.00	138.00	n.a.	n.a.	148.00	148.00	200.00	200.00
Potato (Imp)	Rs./kg	88.00	95.00			n.a.	n.a.			160.00	n.a.
Dried Chilli (Imp)	Rs./kg	465.00	450.00	n.a.	n.a.	n.a.	n.a.	n.a.	n.a.	550.00	n.a.
Coconut (Avg.)	Rs./Nut	85.00	85.00	83.00	84.00	n.a.	n.a.	88.00	89.00	85.00	n.a.
Coconut oil	Rs./Ltr	427.00	427.00			n.a.	n.a.			480.00	n.a.
Dhal	Rs./kg	158.00	158.00			n.a.	n.a.			180.00	n.a.
Sugar (White)	Rs./kg	99.00	98.00			n.a.	n.a.			120.00	n.a.
Egg (White)	Rs./Each	14.00	13.00			n.a.	n.a.			14.50	n.a.
Katta	Rs./kg	1,100.00	1,150.00			n.a.	n.a.			1,600.00	n.a.
Sprat	Rs./kg	575.00	575.00			n.a.	n.a.			880.00	n.a.
<b>F R U I T S</b>											
Banana (Sour)	Rs./kg	55.00	55.00	43.00	38.00	n.a.	n.a.	63.00	58.00	100.00	100.00
Papaw	Rs./kg	65.00	60.00	38.00	38.00	n.a.	n.a.	58.00	58.00	130.00	120.00
Pineapple	Rs./kg	130.00	130.00	95.00	95.00	n.a.	n.a.	115.00	115.00	200.00	160.00
Apple (Imp)	Rs./Each			50.00	50.00	n.a.	n.a.	n.a.	n.a.		
Orange (Imp)	Rs./Each			68.00	70.00	n.a.	n.a.	n.a.	n.a.		
<b>R I C E</b>											
				<b>Marandagahamula</b>							
Samba	Rs./kg	135.00	135.00	129.00	128.00	n.a.	n.a.	n.a.	n.a.	n.a.	n.a.
Nadu	Rs./kg	105.00	105.00	99.00	97.00	n.a.	n.a.	n.a.	n.a.	96.00	n.a.
Kekulu (White)	Rs./kg	98.00	95.00	97.00	97.00	n.a.	n.a.	n.a.	n.a.	93.00	n.a.
Kekulu (Red)	Rs./kg	95.00	95.00	99.00	99.00	n.a.	n.a.	n.a.	n.a.	93.00	n.a.
<b>F I S H</b>											
		<b>Peliyagoda</b>		<b>Negombo</b>		<b>Peliyagoda</b>		<b>Negombo</b>			
Kelawalla	Rs./kg	600.00	600.00	450.00	450.00	n.a.	n.a.	540.00	740.00	980.00	1,500.00
Thalapath	Rs./kg	780.00	750.00	700.00	700.00	n.a.	n.a.	920.00	920.00	950.00	1,500.00
Balaya	Rs./kg	350.00	350.00	330.00	n.a.	n.a.	n.a.	450.00	n.a.	350.00	1,000.00
Paraw	Rs./kg	650.00	700.00	600.00	550.00	n.a.	n.a.	990.00	990.00	850.00	n.a.
Salaya	Rs./kg	220.00	180.00	200.00	170.00	n.a.	n.a.	280.00	240.00	240.00	600.00
Hurulla	Rs./kg	450.00	450.00	450.00	450.00	n.a.	n.a.	570.00	550.00	600.00	1,000.00

■ Price increased by more than 5% compared to yesterday's price.

■ Price decreased by more than 5% compared to yesterday's price.

Note : Retail prices of Peliyagoda Fish market and Pettah market are not available yesterday and today.