
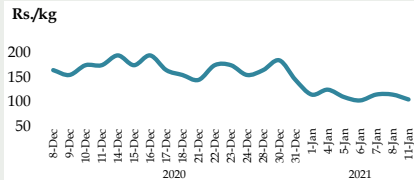
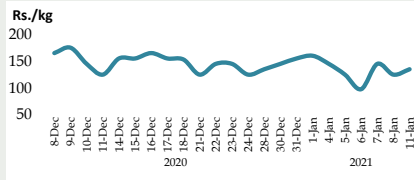
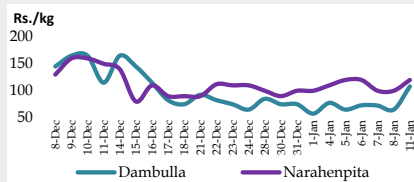
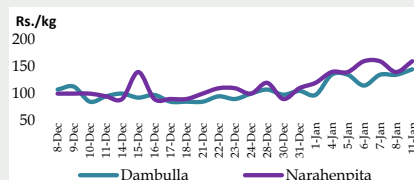
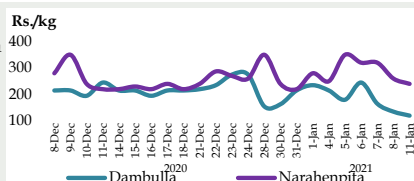

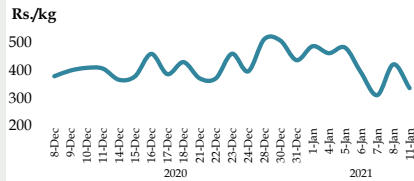
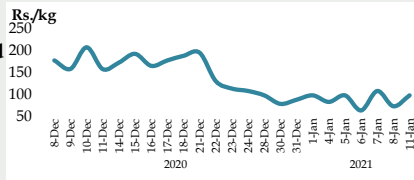


Daily Price Report

A Summary of Price Developments - 11 January 2021

		Price (Rs./kg)	
		Last Friday 08.01.2021	Today
Vegetables 	<p>Price of Beans decreased in Dambulla market compared to last Friday due to favourable supply from Nuwara Eliya, Matale and Puttalam areas.</p>		<p>▼ Dambulla : 115.00 105.00</p>
	<p>Price of Carrot increased in Dambulla market compared to last Friday due to low supply from Bandarawela and Ragala areas.</p>		<p>▲ Dambulla : 125.00 135.00</p>
	<p>Price of Brinjal increased in both Dambulla and Narahenpita markets compared to last Friday due to low supply from Galenbindunuwewa area.</p>		<p>▲ Dambulla : 65.00 108.00 Narahenpita : 100.00 120.00</p>
	<p>Price of Pumpkin increased in both Dambulla and Narahenpita markets compared to last Friday due to low supply from Monaragala and Laggala areas.</p>		<p>▲ Dambulla : 135.00 145.00 Narahenpita : 140.00 160.00</p>
	<p>Price of Lime decreased further in both Dambulla and Narahenpita markets compared to last Friday due to favourable supply from Bibile, Monaragala and Kuliyapitiya areas.</p>		<p>▼ Dambulla : 135.00 120.00 Narahenpita : 260.00 240.00</p>
Other 	<p>Price of Local Red Onion decreased in Dambulla market compared to last Friday due to availability of a low quality variety from Puttalam area.</p>		<p>▼ Dambulla : 420.00 335.00</p>
	<p>Price of Imported Big Onion increased in Dambulla market compared to last Friday due to availability of a high quality variety from Netherlands.</p>		<p>▲ Dambulla : 73.00 98.00</p>

Note: The above mentioned prices denote the **retail prices** in relevant markets.



Statistics Department
Central Bank of Sri Lanka

Wholesale and Retail Prices: Selected Food Commodities - 11 January 2021

Item	Unit	Wholesale Prices				Retail Prices					
		Pettah		Dambulla		Pettah		Dambulla		Narahenpita	
		Last Friday 08.01.2021	Today	Last Friday 08.01.2021	Today	Last Friday 08.01.2021	Today	Last Friday 08.01.2021	Today	Last Friday 08.01.2021	Today
V E G E T A B L E S											
Beans	Rs./kg	145.00	120.00	95.00	85.00	n.a.	n.a.	115.00	105.00	200.00	200.00
Carrot	Rs./kg	110.00	100.00	105.00	115.00	n.a.	n.a.	125.00	135.00	160.00	160.00
Cabbage	Rs./kg	40.00	40.00	18.00	21.00	n.a.	n.a.	38.00	41.00	80.00	80.00
Tomato	Rs./kg	80.00	83.00	105.00	95.00	n.a.	n.a.	125.00	115.00	160.00	160.00
Brinjal	Rs./kg	53.00	90.00	45.00	85.00	n.a.	n.a.	65.00	108.00	100.00	120.00
Pumpkin	Rs./kg	105.00	120.00	115.00	125.00	n.a.	n.a.	135.00	145.00	140.00	160.00
Snake gourd	Rs./kg	108.00	103.00	75.00	105.00	n.a.	n.a.	95.00	125.00	160.00	180.00
Green Chilli	Rs./kg	375.00	400.00	415.00	395.00	n.a.	n.a.	435.00	415.00	500.00	600.00
Lime	Rs./kg	135.00	123.00	115.00	110.00	n.a.	n.a.	135.00	120.00	260.00	240.00
O T H E R											
Red Onion (Local)	Rs./kg	400.00	390.00	410.00	325.00	n.a.	n.a.	420.00	335.00	380.00	380.00
Red Onion (Imp)	Rs./kg	400.00	350.00	398.00	n.a.	n.a.	n.a.	408.00	n.a.	600.00	n.a.
Big Onion (Local)	Rs./kg	n.a.	n.a.	n.a.	n.a.	n.a.	n.a.	n.a.	n.a.	n.a.	n.a.
Big Onion (Imp)	Rs./kg	75.00	84.00	63.00	88.00	n.a.	n.a.	73.00	98.00	100.00	100.00
Potato (Local)	Rs./kg	175.00	160.00	168.00	n.a.	n.a.	n.a.	178.00	n.a.	220.00	200.00
Potato (Imp)	Rs./kg	123.00	102.00			n.a.	n.a.			160.00	160.00
Dried Chilli (Imp)	Rs./kg	490.00	480.00	n.a.	n.a.	n.a.	n.a.	n.a.	n.a.	550.00	550.00
Coconut (Avg.)	Rs./Nut	85.00	85.00	79.00	78.00	n.a.	n.a.	84.00	83.00	85.00	85.00
Coconut oil	Rs./Ltr	460.00	423.00			n.a.	n.a.			480.00	480.00
Dhal	Rs./kg	155.00	157.00			n.a.	n.a.			180.00	180.00
Sugar (White)	Rs./kg	109.00	107.00			n.a.	n.a.			125.00	120.00
Egg (White)	Rs./Each	15.00	13.50			n.a.	n.a.			17.00	17.00
Katta	Rs./kg	1,100.00	1,100.00			n.a.	n.a.			1,600.00	1,600.00
Sprat	Rs./kg	575.00	575.00			n.a.	n.a.			850.00	850.00
F R U I T S											
Banana (Sour)	Rs./kg	55.00	55.00	48.00	48.00	n.a.	n.a.	68.00	68.00	100.00	120.00
Papaw	Rs./kg	50.00	50.00	28.00	43.00	n.a.	n.a.	48.00	63.00	100.00	100.00
Pineapple	Rs./kg	95.00	95.00	78.00	83.00	n.a.	n.a.	98.00	103.00	250.00	120.00
Apple (Imp)	Rs./Each			n.a.	50.00	n.a.	n.a.	n.a.	n.a.		
Orange (Imp)	Rs./Each			n.a.	68.00	n.a.	n.a.	n.a.	n.a.		
R I C E											
				Marandagahamula							
Samba	Rs./kg	135.00	135.00	128.00	129.00	n.a.	n.a.	134.00	n.a.	n.a.	n.a.
Nadu	Rs./kg	106.00	105.00	99.00	99.00	n.a.	n.a.	104.00	n.a.	96.00	96.00
Kekulu (White)	Rs./kg	100.00	100.00	97.00	97.00	n.a.	n.a.	100.00	n.a.	93.00	93.00
Kekulu (Red)	Rs./kg	100.00	98.00	97.00	97.00	n.a.	n.a.	100.00	n.a.	93.00	93.00
F I S H											
				Peliyagoda		Negombo		Peliyagoda		Negombo	
Kelawalla	Rs./kg	500.00	500.00	500.00	520.00	n.a.	n.a.	740.00	760.00	960.00	960.00
Thalapath	Rs./kg	760.00	750.00	700.00	700.00	n.a.	n.a.	940.00	920.00	980.00	980.00
Balaya	Rs./kg	320.00	320.00	n.a.	350.00	n.a.	n.a.	n.a.	470.00	350.00	350.00
Paraw	Rs./kg	600.00	550.00	600.00	550.00	n.a.	n.a.	1,050.00	990.00	850.00	850.00
Salaya	Rs./kg	200.00	180.00	180.00	180.00	n.a.	n.a.	240.00	250.00	280.00	280.00
Hurulla	Rs./kg	400.00	400.00	400.00	430.00	n.a.	n.a.	520.00	540.00	550.00	550.00

■ Price increased by more than 5% compared to last Friday's price.

■ Price decreased by more than 5% compared to last Friday's price.

Note : Retail prices of Peliyagoda Fish market and Pettah market are not available last Friday and today.