
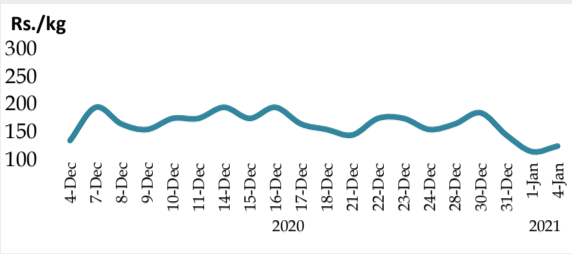
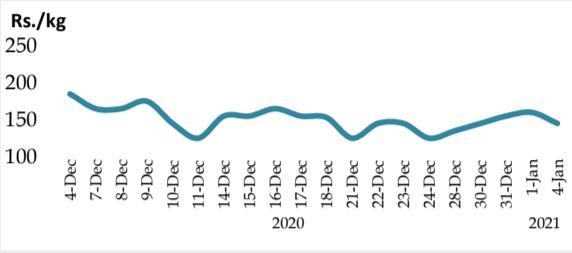
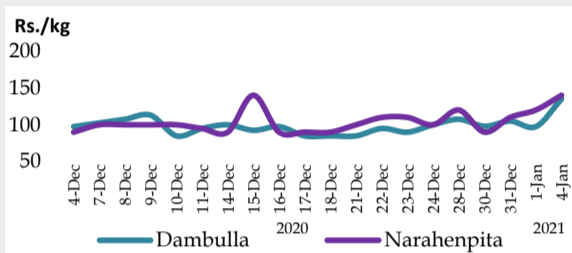
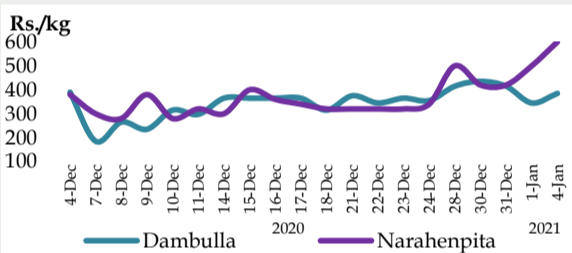
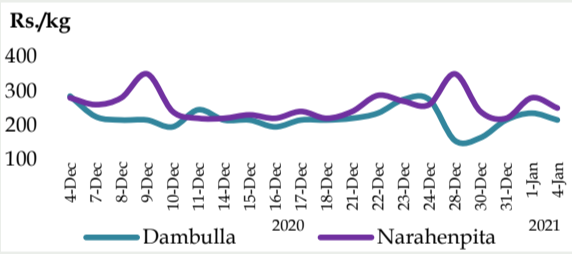

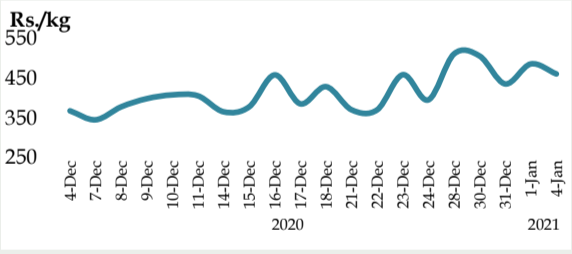
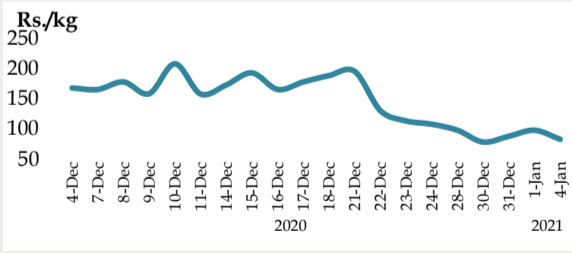



Daily Price Report

A Summary of Price Developments - 4 January 2021

		Price (Rs./kg)	
		Last Friday 01.01.2021	Today
Vegetables 	<p>Price of Beans increased in Dambulla market compared to last Friday due to low supply from Nuwara Eliya area.</p> 	Dambulla : 115.00	125.00
	<p>Price of Carrot decreased in Dambulla market compared to last Friday due to favourable supply from Nuwara Eliya, Bandarawela and Pussellawa areas.</p> 	Dambulla : 160.00	145.00
	<p>Price of Pumpkin increased in both Dambulla and Narahenpita markets compared to last Friday due to low supply from Embilipitiya and Galenbindunuwewa areas.</p> 	Dambulla : 98.00 Narahenpita : 120.00	135.00 140.00
	<p>Price of Green Chilli increased in both Dambulla and Narahenpita markets compared to last Friday due to low supply from Nochchiyagama area.</p> 	Dambulla : 345.00 Narahenpita : 500.00	385.00 600.00
	<p>Price of Lime decreased in both Dambulla and Narahenpita markets compared to last Friday due to favourable supply from Bibile area.</p> 	Dambulla : 235.00 Narahenpita : 280.00	215.00 250.00
Other 	<p>Price of Local Red Onion decreased in Dambulla market compared to last Friday due to favourable supply from Jaffna and Puttalam areas.</p> 	Dambulla : 485.00	460.00
	<p>Price of Imported Big Onion decreased in Dambulla market compared to last Friday due to availability of a low quality variety from Pakistan.</p> 	Dambulla : 98.00	83.00
	<p>Price of Local Potato decreased in Dambulla market compared to last Friday due to favourable supply from Welimada area.</p> 	Dambulla : 228.00	188.00

Note: The above mentioned prices denote the **retail prices** in relevant markets.



Statistics Department
Central Bank of Sri Lanka

Wholesale and Retail Prices: Selected Food Commodities - 4 January 2021

Item	Unit	Wholesale Prices				Retail Prices					
		Pettah		Dambulla		Pettah		Dambulla		Narahenpita	
		Last Friday 01.01.2021	Today	Last Friday 01.01.2021	Today	Last Friday 01.01.2021	Today	Last Friday 01.01.2021	Today	Last Friday 01.01.2021	Today
V E G E T A B L E S											
Beans	Rs./kg	143.00	118.00	95.00	105.00	n.a.	n.a.	115.00	125.00	240.00	200.00
Carrot	Rs./kg	113.00	110.00	140.00	125.00	n.a.	n.a.	160.00	145.00	160.00	180.00
Cabbage	Rs./kg	27.00	33.00	18.00	23.00	n.a.	n.a.	38.00	43.00	80.00	80.00
Tomato	Rs./kg	90.00	97.00	78.00	105.00	n.a.	n.a.	98.00	125.00	180.00	180.00
Brinjal	Rs./kg	53.00	55.00	38.00	58.00	n.a.	n.a.	58.00	78.00	100.00	110.00
Pumpkin	Rs./kg	97.00	77.00	78.00	115.00	n.a.	n.a.	98.00	135.00	120.00	140.00
Snake gourd	Rs./kg	90.00	103.00	103.00	95.00	n.a.	n.a.	123.00	115.00	180.00	140.00
Green Chilli	Rs./kg	343.00	383.00	325.00	365.00	n.a.	n.a.	345.00	385.00	500.00	600.00
Lime	Rs./kg	175.00	180.00	215.00	195.00	n.a.	n.a.	235.00	215.00	280.00	250.00
O T H E R											
Red Onion (Local)	Rs./kg	n.a.	n.a.	475.00	450.00	n.a.	n.a.	485.00	460.00	380.00	380.00
Red Onion (Imp)	Rs./kg	600.00	n.a.	n.a.	n.a.	n.a.	n.a.	n.a.	n.a.	n.a.	n.a.
Big Onion (Local)	Rs./kg	n.a.	n.a.	n.a.	n.a.	n.a.	n.a.	n.a.	n.a.	n.a.	n.a.
Big Onion (Imp)	Rs./kg	79.00	72.00	88.00	73.00	n.a.	n.a.	98.00	83.00	160.00	160.00
Potato (Local)	Rs./kg	180.00	175.00	218.00	178.00	n.a.	n.a.	228.00	188.00	280.00	280.00
Potato (Imp)	Rs./kg	130.00	118.00			n.a.	n.a.			160.00	160.00
Dried Chilli (Imp)	Rs./kg	520.00	510.00	n.a.	538.00	n.a.	n.a.	n.a.	548.00	550.00	550.00
Coconut (Avg.)	Rs./Nut	n.a.	85.00	79.00	75.00	n.a.	n.a.	84.00	80.00	85.00	85.00
Coconut oil	Rs./Ltr	440.00	415.00			n.a.	n.a.			480.00	480.00
Dhal	Rs./kg	155.00	155.00			n.a.	n.a.			180.00	180.00
Sugar (White)	Rs./kg	113.00	115.00			n.a.	n.a.			125.00	125.00
Egg (White)	Rs./Each	16.00	13.50			n.a.	n.a.			17.00	17.00
Katta	Rs./kg	n.a.	n.a.			n.a.	n.a.			1,600.00	1,600.00
Sprat	Rs./kg	n.a.	n.a.			n.a.	n.a.			850.00	850.00
F R U I T S											
Banana (Sour)	Rs./kg	55.00	55.00	28.00	48.00	n.a.	n.a.	48.00	68.00	70.00	70.00
Papaw	Rs./kg	n.a.	50.00	33.00	30.00	n.a.	n.a.	53.00	50.00	90.00	90.00
Pineapple	Rs./kg	85.00	95.00	78.00	95.00	n.a.	n.a.	98.00	115.00	130.00	130.00
Apple (Imp)	Rs./Each			50.00	50.00	n.a.	n.a.	n.a.	n.a.		
Orange (Imp)	Rs./Each			68.00	68.00	n.a.	n.a.	n.a.	n.a.		
R I C E											
				Marandagahamula							
Samba	Rs./kg	130.00	132.00	132.00	131.00	n.a.	n.a.	137.00	137.00	n.a.	n.a.
Nadu	Rs./kg	106.00	108.00	104.00	101.00	n.a.	n.a.	104.00	104.00	96.00	96.00
Kekulu (White)	Rs./kg	99.00	100.00	98.00	97.00	n.a.	n.a.	100.00	100.00	93.00	93.00
Kekulu (Red)	Rs./kg	96.00	100.00	97.00	97.00	n.a.	n.a.	100.00	100.00	93.00	93.00
F I S H											
		Peliyagoda		Negombo		Peliyagoda		Negombo			
Kelawalla	Rs./kg	550.00	550.00	470.00	520.00	n.a.	n.a.	740.00	790.00	1,050.00	1,100.00
Thalapath	Rs./kg	700.00	750.00	n.a.	720.00	n.a.	n.a.	n.a.	940.00	940.00	900.00
Balaya	Rs./kg	n.a.	350.00	n.a.	350.00	n.a.	n.a.	n.a.	470.00	570.00	580.00
Paraw	Rs./kg	n.a.	650.00	600.00	n.a.	n.a.	n.a.	1,100.00	n.a.	860.00	840.00
Salaya	Rs./kg	n.a.	160.00	200.00	200.00	n.a.	n.a.	270.00	270.00	220.00	220.00
Hurulla	Rs./kg	n.a.	450.00	400.00	430.00	n.a.	n.a.	520.00	540.00	500.00	520.00

■ Price increased by more than 5% compared to last Friday's price.

■ Price decreased by more than 5% compared to last Friday's price.

Note : Retail prices of Peliyagoda Fish market and Pettah market are not available last Friday and today.