
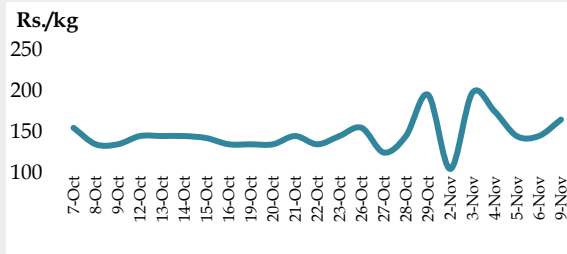

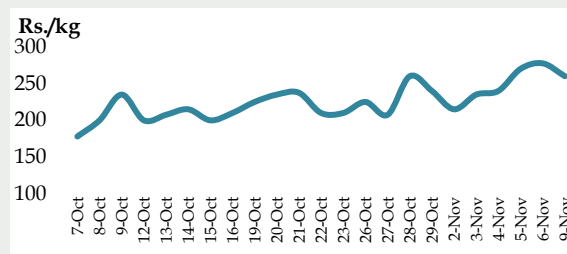
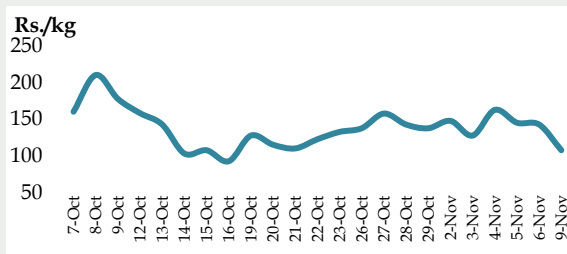
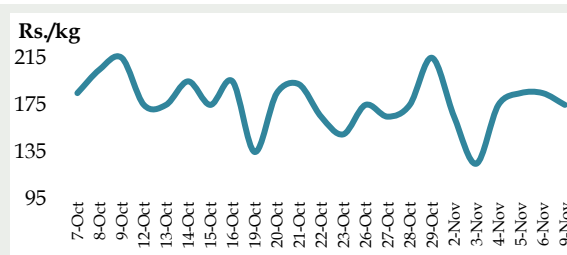
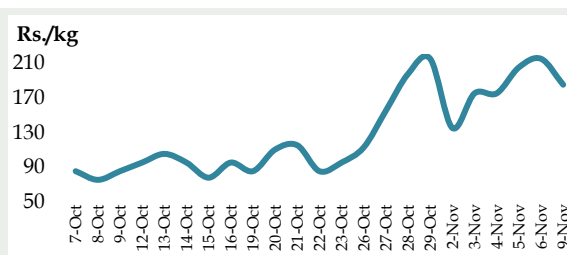


# Daily Price Report

## A Summary of Price Developments - 9 November 2020

		Price (Rs./kg)	
		Last Friday 06.11.2020	Today
<b>Vegetables</b>  	<p>Prices of most vegetable varieties decreased in Dambulla market compared to last Friday due to low trading activities.</p>		
	<p>Price of <b>Carrot</b> increased in Dambulla market compared to last Friday due to <b>low supply</b> from <b>Nuwara Eliya</b> area.</p>  <p style="text-align: right;"><b>Dambulla :</b> 145.00 165.00</p>		
<b>Other</b>  	<p>Price of <b>Local Red Onion</b> decreased in <b>Dambulla</b> market compared to last Friday due to <b>favourable supply</b> from <b>Jaffna</b> and <b>Puttalam</b> areas.</p>  <p style="text-align: right;"><b>Dambulla :</b> 278.00 260.00</p>		
	<p>Price of <b>Imported Big Onion</b> decreased in <b>Dambulla</b> market compared to last Friday due to <b>availability of a low quality variety</b> from <b>Pakistan</b>.</p>  <p style="text-align: right;"><b>Dambulla :</b> 143.00 108.00</p>		
	<p>Price of <b>Green Chilli</b> decreased in <b>Dambulla</b> market compared to last Friday due to <b>favourable supply</b> from <b>Vilachchiya, Medawachchiya</b> and <b>Anuradhapura</b> areas.</p>  <p style="text-align: right;"><b>Dambulla :</b> 185.00 175.00</p>		
	<p>Price of <b>Lime</b> decreased in <b>Dambulla</b> market compared to last Friday due to <b>favourable supply</b> from <b>Ampara</b> area.</p>  <p style="text-align: right;"><b>Dambulla :</b> 215.00 185.00</p>		

Note: The above mentioned prices denote the **retail prices** in relevant markets.



Statistics Department  
Central Bank of Sri Lanka

# Wholesale and Retail Prices: Selected Food Commodities - 9 November 2020

Item	Unit	Wholesale Prices				Retail Prices					
		Pettah		Dambulla		Pettah		Dambulla		Narahenpita	
		Last Friday 06.11.2020	Today	Last Friday 06.11.2020	Today	Last Friday 06.11.2020	Today	Last Friday 06.11.2020	Today	Last Friday 06.11.2020	Today
<b>V E G E T A B L E S</b>											
Beans	Rs./kg	n.a.	n.a.	115.00	115.00	n.a.	n.a.	135.00	135.00	n.a.	150.00
Carrot	Rs./kg	n.a.	n.a.	125.00	145.00	n.a.	n.a.	145.00	165.00	n.a.	120.00
Cabbage	Rs./kg	n.a.	n.a.	38.00	38.00	n.a.	n.a.	58.00	58.00	n.a.	80.00
Tomato	Rs./kg	n.a.	n.a.	68.00	45.00	n.a.	n.a.	88.00	65.00	n.a.	80.00
Brinjal	Rs./kg	n.a.	n.a.	85.00	55.00	n.a.	n.a.	105.00	75.00	n.a.	100.00
Pumpkin	Rs./kg	n.a.	n.a.	53.00	45.00	n.a.	n.a.	73.00	65.00	n.a.	70.00
Snake gourd	Rs./kg	n.a.	n.a.	100.00	63.00	n.a.	n.a.	120.00	83.00	n.a.	80.00
<b>O T H E R</b>											
Red Onion (Local)	Rs./kg	280.00	280.00	268.00	250.00	n.a.	n.a.	278.00	260.00	n.a.	320.00
Red Onion (Imp)	Rs./kg	n.a.	n.a.	n.a.	n.a.	n.a.	n.a.	n.a.	n.a.	n.a.	n.a.
Big Onion (Local)	Rs./kg	250.00	130.00	268.00	258.00	n.a.	n.a.	278.00	268.00	n.a.	n.a.
Big Onion (Imp)	Rs./kg	135.00	150.00	133.00	98.00	n.a.	n.a.	143.00	108.00	n.a.	150.00
Potato (Local)	Rs./kg	180.00	215.00	158.00	158.00	n.a.	n.a.	168.00	168.00	n.a.	200.00
Potato (Imp)	Rs./kg	135.00	140.00			n.a.	n.a.			n.a.	160.00
Dried Chilli (Imp)	Rs./kg	490.00	500.00	498.00	498.00	n.a.	n.a.	508.00	508.00	n.a.	540.00
Coconut (Avg.)	Rs./Nut	n.a.	n.a.	69.00	69.00	n.a.	n.a.	74.00	74.00	n.a.	75.00
Coconut oil	Rs./Ltr	n.a.	n.a.			n.a.	n.a.			n.a.	480.00
Dhal	Rs./kg	165.00	170.00			n.a.	n.a.			n.a.	180.00
Sugar (White)	Rs./kg	125.00	125.00			n.a.	n.a.			n.a.	85.00
Egg (White)	Rs./Each	n.a.	n.a.			n.a.	n.a.			n.a.	n.a.
Katta	Rs./kg	n.a.	n.a.			n.a.	n.a.			n.a.	n.a.
Sprat	Rs./kg	n.a.	n.a.			n.a.	n.a.			n.a.	n.a.
Green Chilli	Rs./kg	n.a.	n.a.	165.00	155.00	n.a.	n.a.	185.00	175.00	n.a.	180.00
Lime	Rs./kg	n.a.	n.a.	195.00	165.00	n.a.	n.a.	215.00	185.00	n.a.	260.00
<b>F R U I T S</b>											
Banana (Sour)	Rs./kg	n.a.	n.a.	33.00	38.00	n.a.	n.a.	53.00	58.00	n.a.	120.00
Papaw	Rs./kg	n.a.	n.a.	23.00	23.00	n.a.	n.a.	43.00	43.00	n.a.	120.00
Pineapple	Rs./kg	n.a.	n.a.	63.00	68.00	n.a.	n.a.	83.00	88.00	n.a.	130.00
Apple (Imp)	Rs./Each			55.00	55.00	n.a.	n.a.	n.a.	n.a.		
Orange (Imp)	Rs./Each			50.00	50.00	n.a.	n.a.	n.a.	n.a.		
<b>R I C E</b>											
				<b>Marandagahamula</b>							
Samba	Rs./kg	120.00	120.00	n.a.	112.00	n.a.	n.a.	119.00	119.00	n.a.	98.00
Nadu	Rs./kg	101.00	101.00	n.a.	103.00	n.a.	n.a.	107.00	102.00	n.a.	96.00
Kekulu (White)	Rs./kg	100.00	100.00	n.a.	95.00	n.a.	n.a.	100.00	100.00	n.a.	93.00
Kekulu (Red)	Rs./kg	100.00	100.00	n.a.	95.00	n.a.	n.a.	102.00	98.00	n.a.	93.00
<b>F I S H</b>											
		<b>Peliyagoda</b>		<b>Negombo</b>		<b>Peliyagoda</b>		<b>Negombo</b>			
Kelawalla	Rs./kg	n.a.	n.a.	n.a.	n.a.	n.a.	n.a.	n.a.	n.a.	n.a.	n.a.
Thalapath	Rs./kg	n.a.	n.a.	n.a.	n.a.	n.a.	n.a.	n.a.	n.a.	n.a.	n.a.
Balaya	Rs./kg	n.a.	n.a.	n.a.	n.a.	n.a.	n.a.	n.a.	n.a.	n.a.	n.a.
Paraw	Rs./kg	n.a.	n.a.	n.a.	n.a.	n.a.	n.a.	n.a.	n.a.	n.a.	n.a.
Salaya	Rs./kg	n.a.	n.a.	n.a.	n.a.	n.a.	n.a.	n.a.	n.a.	n.a.	n.a.
Hurulla	Rs./kg	n.a.	n.a.	n.a.	n.a.	n.a.	n.a.	n.a.	n.a.	n.a.	n.a.

■ Price increased by more than 5% compared to last Friday's price.

■ Price decreased by more than 5% compared to last Friday's price.

Notes : • Negombo and Peliyagoda fish markets were not in operation last Friday and today.

• Marandagahamula rice market was not in operation last Friday.

• Retail trade activities in Narahenpita market were not carried out last Friday.

• In Pettah market, wholesale trading activities for some selected food items were carried out last Friday and today.