
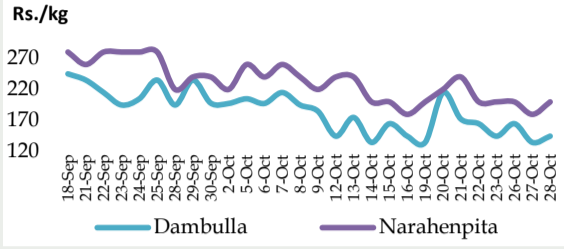
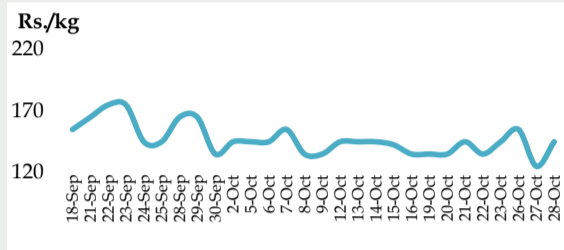
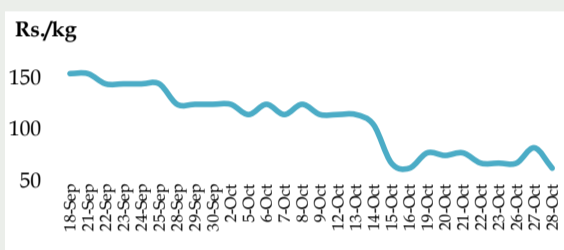

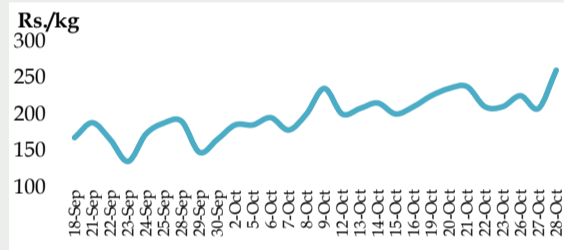
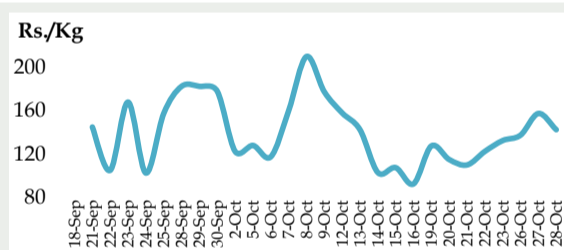
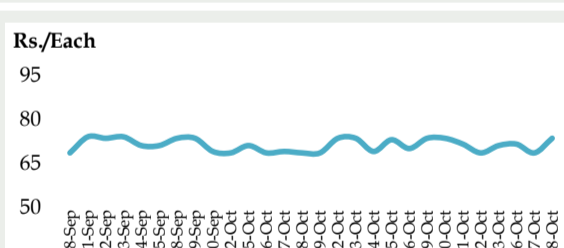
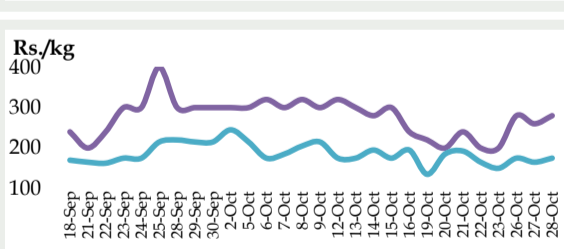
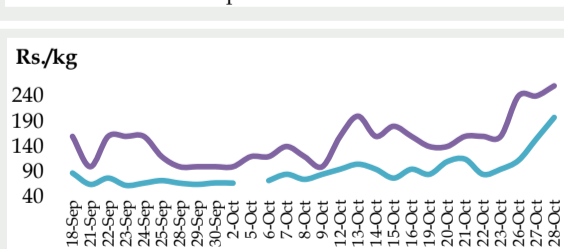


# Daily Price Report

## A Summary of Price Developments - 28 October 2020

		Price (Rs./kg)		
		Yesterday	Today	
<b>Vegetables</b>  	Price of <b>Beans</b> increased in <b>Dambulla</b> and <b>Narahenpita</b> markets compared to yesterday due to <b>low supply</b> from <b>Nuwara Eliya</b> area.		▲ <b>Dambulla :</b> 135.00 <b>Narahenpita :</b> 180.00	145.00 200.00
	Price of <b>Carrot</b> increased in <b>Dambulla</b> market compared to yesterday due to <b>low supply</b> from <b>Ragala</b> and <b>Kandapola</b> areas.		▲ <b>Dambulla :</b> 125.00	145.00
	Price of <b>Tomato</b> decreased in <b>Dambulla</b> market compared to yesterday due to <b>favourable supply</b> from <b>neighbouring areas</b> of <b>Dambulla</b> and <b>Yatawatta</b> .		▼ <b>Dambulla :</b> 83.00	63.00
<b>Other</b>  	Price of <b>Local Red Onion</b> increased in <b>Dambulla</b> market compared to yesterday due to <b>availability of a high quality variety</b> from <b>Nilaveli</b> area.		▲ <b>Dambulla :</b> 208.00	260.00
	Price of <b>Imported Big Onion</b> decreased in <b>Dambulla</b> market compared to yesterday due to <b>availability of a low quality variety</b> from <b>Pakistan</b> and <b>low demand</b> .		▼ <b>Dambulla :</b> 158.00	143.00
	Price of <b>Coconut</b> increased in <b>Dambulla</b> market compared to yesterday due to <b>low supply</b> from <b>Kurunegala</b> area.		▲ <b>Dambulla :</b> 69.00	74.00
	Price of <b>Green Chillie</b> increased in <b>Dambulla</b> and <b>Narahenpita</b> markets compared to yesterday due to <b>low supply</b> from <b>Puttalam</b> and <b>Jaffna</b> areas.		▲ <b>Dambulla :</b> 165.00 <b>Narahenpita :</b> 260.00	175.00 280.00
	Price of <b>Lime</b> increased in <b>Dambulla</b> and <b>Narahenpita</b> markets compared to yesterday due to <b>low supply</b> from <b>Bibile</b> and <b>Kuliyapitiya</b> areas.		▲ <b>Dambulla :</b> 155.00 <b>Narahenpita :</b> 240.00	198.00 260.00

Note: The above mentioned prices denote the **retail prices** in relevant markets.



Statistics Department  
Central Bank of Sri Lanka

## Wholesale and Retail Prices: Selected Food Commodities - 28 October 2020

Item	Unit	Wholesale Prices				Retail Prices					
		Pettah		Dambulla		Pettah		Dambulla		Narahenpita	
		Yesterday	Today	Yesterday	Today	Yesterday	Today	Yesterday	Today	Yesterday	Today
<b>V E G E T A B L E S</b>											
Beans	Rs./kg	n.a.	n.a.	115.00	125.00	n.a.	n.a.	135.00	145.00	180.00	200.00
Carrot	Rs./kg	n.a.	n.a.	105.00	125.00	n.a.	n.a.	125.00	145.00	160.00	160.00
Cabbage	Rs./kg	n.a.	n.a.	55.00	55.00	n.a.	n.a.	75.00	75.00	120.00	120.00
Tomato	Rs./kg	n.a.	n.a.	63.00	43.00	n.a.	n.a.	83.00	63.00	120.00	140.00
Brinjal	Rs./kg	n.a.	n.a.	95.00	83.00	n.a.	n.a.	115.00	103.00	160.00	160.00
Pumpkin	Rs./kg	n.a.	n.a.	38.00	28.00	n.a.	n.a.	58.00	48.00	100.00	100.00
Snake gourd	Rs./kg	n.a.	n.a.	65.00	50.00	n.a.	n.a.	85.00	70.00	140.00	160.00
<b>O T H E R</b>											
Red Onion (Local)	Rs./kg	n.a.	n.a.	198.00	250.00	n.a.	n.a.	208.00	260.00	360.00	360.00
Red Onion (Imp)	Rs./kg	n.a.	n.a.	n.a.	n.a.	n.a.	n.a.	n.a.	n.a.	n.a.	n.a.
Big Onion (Local)	Rs./kg	n.a.	n.a.	248.00	248.00	n.a.	n.a.	258.00	258.00	300.00	300.00
Big Onion (Imp)	Rs./kg	n.a.	n.a.	148.00	133.00	n.a.	n.a.	158.00	143.00	100.00	100.00
Potato (Local)	Rs./kg	n.a.	n.a.	148.00	148.00	n.a.	n.a.	158.00	158.00	180.00	180.00
Potato (Imp)	Rs./kg	n.a.	n.a.			n.a.	n.a.			160.00	160.00
Dried Chillie (Imp)	Rs./kg	n.a.	n.a.	468.00	458.00	n.a.	n.a.	478.00	468.00	520.00	520.00
Coconut (Avg.)	Rs./Nut	n.a.	n.a.	64.00	69.00	n.a.	n.a.	69.00	74.00	65.00	65.00
Coconut oil	Rs./Ltr	n.a.	n.a.			n.a.	n.a.			493.00	493.00
Dhal	Rs./kg	n.a.	n.a.			n.a.	n.a.			170.00	170.00
Sugar (White)	Rs./kg	n.a.	n.a.			n.a.	n.a.			85.00	85.00
Egg (White)	Rs./Each	n.a.	n.a.			n.a.	n.a.			16.00	16.00
Katta	Rs./kg	n.a.	n.a.			n.a.	n.a.			1,500.00	1,600.00
Sprat	Rs./kg	n.a.	n.a.			n.a.	n.a.			800.00	800.00
Green Chillie	Rs./kg	n.a.	n.a.	145.00	155.00	n.a.	n.a.	165.00	175.00	260.00	280.00
Lime	Rs./kg	n.a.	n.a.	135.00	178.00	n.a.	n.a.	155.00	198.00	240.00	260.00
<b>F R U I T S</b>											
Banana (Sour)	Rs./kg	n.a.	n.a.	33.00	38.00	n.a.	n.a.	53.00	58.00	120.00	120.00
Papaw	Rs./kg	n.a.	n.a.	18.00	23.00	n.a.	n.a.	38.00	43.00	130.00	130.00
Pineapple	Rs./kg	n.a.	n.a.	85.00	78.00	n.a.	n.a.	105.00	98.00	120.00	140.00
Apple (Imp)	Rs./Each			48.00	48.00	n.a.	n.a.	n.a.	n.a.		
Orange (Imp)	Rs./Each			58.00	58.00	n.a.	n.a.	n.a.	n.a.		
<b>R I C E</b>											
				<b>Maradagahamula</b>							
Samba	Rs./kg	n.a.	n.a.	n.a.	n.a.	n.a.	n.a.	119.00	119.00	n.a.	n.a.
Nadu	Rs./kg	n.a.	n.a.	n.a.	n.a.	n.a.	n.a.	100.00	100.00	96.00	96.00
Kekulu (White)	Rs./kg	n.a.	n.a.	n.a.	n.a.	n.a.	n.a.	94.00	94.00	93.00	93.00
Kekulu (Red)	Rs./kg	n.a.	n.a.	n.a.	n.a.	n.a.	n.a.	97.00	97.00	93.00	93.00
<b>F I S H</b>											
		<b>Peliyagoda</b>		<b>Negombo</b>		<b>Peliyagoda</b>		<b>Negombo</b>			
Kelawalla	Rs./kg	n.a.	n.a.	n.a.	n.a.	n.a.	n.a.	n.a.	n.a.	n.a.	n.a.
Thalapath	Rs./kg	n.a.	n.a.	n.a.	n.a.	n.a.	n.a.	n.a.	n.a.	n.a.	n.a.
Balaya	Rs./kg	n.a.	n.a.	n.a.	n.a.	n.a.	n.a.	n.a.	n.a.	n.a.	n.a.
Paraw	Rs./kg	n.a.	n.a.	n.a.	n.a.	n.a.	n.a.	n.a.	n.a.	n.a.	n.a.
Salaya	Rs./kg	n.a.	n.a.	n.a.	n.a.	n.a.	n.a.	n.a.	n.a.	n.a.	n.a.
Hurulla	Rs./kg	n.a.	n.a.	n.a.	n.a.	n.a.	n.a.	n.a.	n.a.	n.a.	n.a.

■ Price increased by more than 5% compared to yesterday's price.

■ Price decreased by more than 5% compared to yesterday's price.

Note : Pettah market, Marandagahamula rice market, Negombo and Peliyagoda fish markets are not in operation today.