
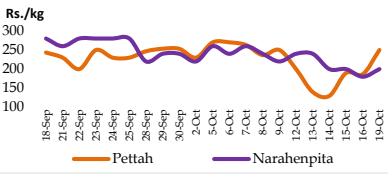
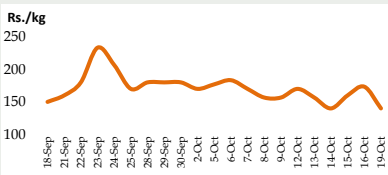
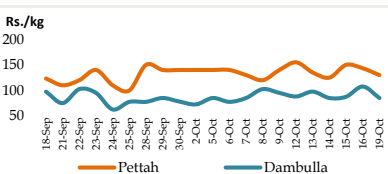
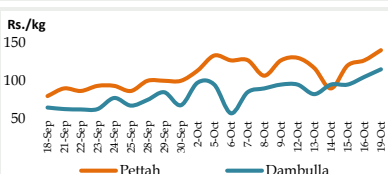

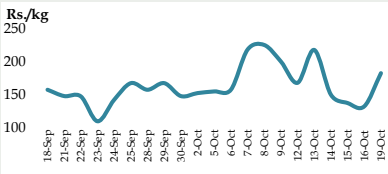
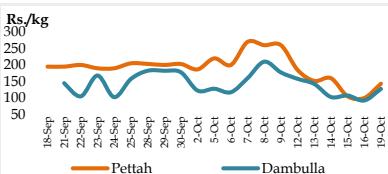



Daily Price Report

A Summary of Price Developments - 19 October 2020

		Price (Rs./kg)		
		Friday 16.10.2020	Today	
Vegetables 	<p>Price of Beans increased in Pettah and Narahenpita markets compared to last Friday due to low supply from Nuwara Eliya, Kandy and Naula areas.</p>		<p>▲ Pettah : 187.00 Narahenpita : 180.00</p>	<p>250.00 200.00</p>
	<p>Price of Carrot decreased in Pettah market compared to last Friday due to favourable supply from Nuwara Eliya, Kandapola and Ragala areas.</p>		<p>▼ Pettah : 173.00</p>	<p>140.00</p>
	<p>Price of Cabbage decreased in Pettah and Dambulla markets compared to last Friday due to favourable supply from Nuwara Eliya and Kandy areas, respectively.</p>		<p>▼ Pettah : 143.00 Dambulla : 108.00</p>	<p>130.00 85.00</p>
	<p>Price of Brinjal increased in Pettah and Dambulla markets compared to last Friday due to low supply from Rajanganaya and Galenbindunuwewa areas, respectively.</p>		<p>▲ Pettah : 127.00 Dambulla : 105.00</p>	<p>140.00 115.00</p>
Other 	<p>Price of Local Big Onion increased in Dambulla market compared to last Friday due to low supply from Habarana, Sigiriya and neighbouring areas of Dambulla.</p>		<p>▲ Dambulla : 133.00</p>	<p>183.00</p>
	<p>Price of Imported Big Onion increased in Pettah and Dambulla markets compared to last Friday due to low availability of varieties from Netherland, Pakistan and China and low availability of Indian variety, respectively.</p>		<p>▲ Pettah : 100.00 Dambulla : 93.00</p>	<p>143.00 128.00</p>
Fish 	<p>Price of most fish varieties increased in Peliyagoda market compared to last Friday due to low supply from Northern, Southern, Eastern and North Western coastal areas. However, price of most fish varieties decreased in Narahenpita market compared to last Friday reportedly due to low demand.</p>			

Note: The above mentioned prices denote the **retail prices** in relevant markets.



Statistics Department
Central Bank of Sri Lanka

Wholesale and Retail Prices: Selected Food Commodities - 19 October 2020

Item	Unit	Wholesale Prices				Retail Prices						
		Pettah		Dambulla		Pettah		Dambulla		Narahenpita		
		Friday 09.10.2020	Today	Friday 09.10.2020	Today	Friday 09.10.2020	Today	Friday 09.10.2020	Today	Friday 09.10.2020	Today	
V E G E T A B L E S												
Beans	Rs./kg	143.00	215.00	125.00	115.00	187.00	250.00	145.00	135.00	180.00	200.00	
Carrot	Rs./kg	130.00	100.00	115.00	115.00	173.00	140.00	135.00	135.00	160.00	180.00	
Cabbage	Rs./kg	90.00	80.00	88.00	65.00	143.00	130.00	108.00	85.00	140.00	160.00	
Tomato	Rs./kg	57.00	65.00	43.00	58.00	87.00	100.00	63.00	78.00	180.00	120.00	
Brinjal	Rs./kg	77.00	105.00	85.00	95.00	127.00	140.00	105.00	115.00	140.00	140.00	
Pumpkin	Rs./kg	50.00	45.00	28.00	33.00	85.00	75.00	48.00	53.00	100.00	100.00	
Snake gourd	Rs./kg	85.00	87.00	55.00	55.00	130.00	130.00	75.00	75.00	200.00	180.00	
O T H E R												
Red Onion (Local)	Rs./kg	250.00	267.00	200.00	215.00	293.00	290.00	210.00	225.00	360.00	380.00	
Red Onion (Imp)	Rs./kg	280.00	260.00	n.a.	n.a.	320.00	300.00	n.a.	n.a.	n.a.	n.a.	
Big Onion (Local)	Rs./kg	183.00	183.00	123.00	173.00	210.00	220.00	133.00	183.00	100.00	200.00	
Big Onion (Imp)	Rs./kg	78.00	116.00	83.00	118.00	100.00	143.00	93.00	128.00	n.a.	n.a.	
Potato (Local)	Rs./kg	125.00	130.00	133.00	123.00	157.00	160.00	143.00	133.00	160.00	200.00	
Potato (Imp)	Rs./kg	108.00	112.00			127.00	135.00			140.00	100.00	
Dried Chillie (Imp)	Rs./kg	410.00	410.00	n.a.	n.a.	450.00	450.00	n.a.	n.a.	480.00	480.00	
Coconut (Avg.)	Rs./Nut	n.a.	n.a.	65.00	69.00	80.00	80.00	70.00	74.00	65.00	65.00	
Coconut oil	Rs./Ltr	380.00	380.00			410.00	410.00			493.00	493.00	
Dhal	Rs./kg	160.00	160.00			170.00	170.00			160.00	160.00	
Sugar (White)	Rs./kg	100.00	113.00			110.00	123.00			85.00	85.00	
Egg (White)	Rs./Each	13.50	13.50			14.50	14.50			16.00	16.00	
Katta	Rs./kg	1,100.00	1,100.00			1,200.00	1,200.00			1,650.00	1,400.00	
Sprat	Rs./kg	550.00	550.00			600.00	600.00			800.00	800.00	
Green Chillie	Rs./kg	120.00	120.00	175.00	115.00	180.00	160.00	195.00	135.00	240.00	220.00	
Lime	Rs./kg	80.00	80.00	75.00	65.00	100.00	110.00	95.00	85.00	160.00	140.00	
F R U I T S												
Banana (Sour)	Rs./kg	60.00	60.00	38.00	45.00	100.00	100.00	58.00	65.00	120.00	100.00	
Papaw	Rs./kg	45.00	45.00	18.00	18.00	75.00	75.00	38.00	38.00	120.00	80.00	
Pineapple	Rs./kg	n.a.	n.a.	95.00	115.00	150.00	150.00	115.00	135.00	140.00	120.00	
Apple (Imp)	Rs./Each			50.00	n.a.	48.00	48.00	n.a.	n.a.			
Orange (Imp)	Rs./Each			50.00	n.a.	58.00	58.00	n.a.	n.a.			
R I C E												
				Maradagahamula								
Samba	Rs./kg	106.00	106.00	108.00	n.a.	110.00	110.00	100.00	n.a.	n.a.	n.a.	
Nadu	Rs./kg	91.00	91.00	99.00	n.a.	96.00	96.00	94.00	98.00	96.00	96.00	
Kekulu (White)	Rs./kg	90.00	90.00	93.00	n.a.	93.00	93.00	90.00	92.00	96.00	93.00	
Kekulu (Red)	Rs./kg	90.00	90.00	92.00	n.a.	93.00	93.00	92.00	92.00	93.00	93.00	
F I S H												
		Peliyagoda		Negombo		Peliyagoda		Negombo				
Kelawalla	Rs./kg	480.00	520.00	450.00	450.00	750.00	800.00	760.00	760.00	1,150.00	790.00	
Thalapath	Rs./kg	680.00	780.00	700.00	700.00	850.00	1,000.00	990.00	920.00	1,100.00	950.00	
Balaya	Rs./kg	350.00	380.00	n.a.	350.00	450.00	480.00	n.a.	470.00	480.00	n.a.	
Paraw	Rs./kg	650.00	700.00	n.a.	n.a.	950.00	1,000.00	n.a.	n.a.	860.00	750.00	
Salaya	Rs./kg	180.00	200.00	200.00	180.00	220.00	250.00	280.00	250.00	300.00	250.00	
Hurulla	Rs./kg	380.00	350.00	450.00	380.00	480.00	450.00	570.00	490.00	560.00	300.00	

■ Price increased by more than 5% compared to last Friday's price.

■ Price decreased by more than 5% compared to last Friday's price.

Note: Maradagahamula rice market was not in operation today.