
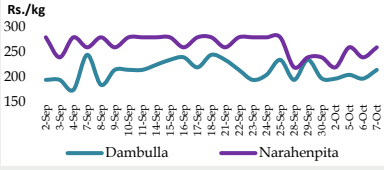
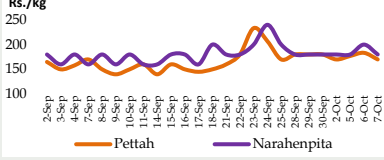
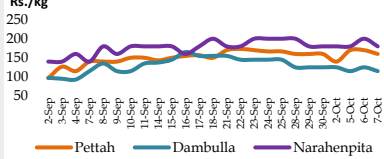

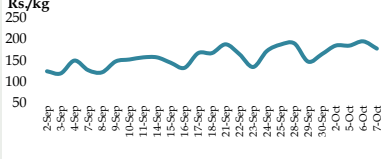
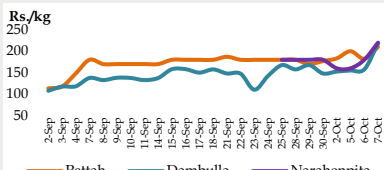
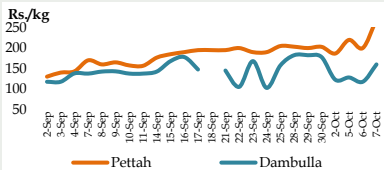
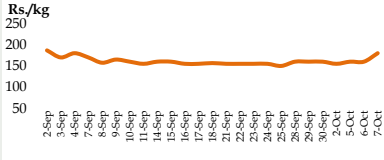


# Daily Price Report

A Summary of Price Developments - 7 October 2020

		Price (Rs./kg)		Yesterday	Today
<b>Vegetables</b>  	<p>Price of <b>Beans</b> increased in both <b>Dambulla</b> and <b>Narahenpita</b> markets compared to yesterday due to <b>low supply</b> from <b>Nuwara Eliya</b> and <b>Yatawatte</b> areas.</p>		▲	<b>Dambulla :</b> 198.00 <b>Narahenpita :</b> 240.00	215.00 260.00
	<p>Price of <b>Carrot</b> decreased in both <b>Pettah</b> and <b>Narahenpita</b> markets compared to yesterday due to <b>favourable supply</b> from <b>Nuwara Eliya</b>, <b>Kandapola</b> and <b>Ragala</b> areas.</p>		▼	<b>Pettah :</b> 183.00 <b>Narahenpita :</b> 200.00	170.00 180.00
	<p>Price of <b>Tomato</b> decreased in <b>Pettah</b>, <b>Dambulla</b> and <b>Narahenpita</b> markets compared to yesterday due to <b>favourable supply</b> from <b>Matale</b> area.</p>		▼	<b>Pettah :</b> 170.00 <b>Dambulla :</b> 125.00 <b>Narahenpita :</b> 200.00	160.00 115.00 180.00
<b>Other</b>  	<p>Price of <b>Local Red Onion</b> decreased in <b>Dambulla</b> market compared to yesterday due to <b>favourable supply</b> from <b>Jaffna</b> and <b>Puttalam</b> areas.</p>		▼	<b>Dambulla :</b> 195.00	178.00
	<p>Price of <b>Local Big Onion</b> increased in <b>Pettah</b>, <b>Dambulla</b> and <b>Narahenpita</b> markets compared to yesterday due to <b>low supply</b> from <b>Puttalam</b> and <b>Sigiriya</b> areas.</p>		▲	<b>Pettah :</b> 183.00 <b>Dambulla :</b> 158.00 <b>Narahenpita :</b> 180.00	210.00 218.00 220.00
	<p>Price of <b>Imported Big Onion</b> increased in <b>Pettah</b> and <b>Dambulla</b> markets compared to yesterday due to <b>low supply</b> of <b>Pakistan variety</b>.</p>		▲	<b>Pettah :</b> 200.00 <b>Dambulla :</b> 118.00	270.00 160.00
	<p>Price of <b>Local Potato</b> increased in <b>Pettah</b> market compared to yesterday due to <b>low supply</b> from <b>Nuwara Eliya</b> and <b>Welimada</b> areas.</p>		▲	<b>Pettah :</b> 160.00	180.00

Note: The above mentioned prices denote the **retail prices** in relevant markets.



Statistics Department  
Central Bank of Sri Lanka

## Wholesale and Retail Prices: Selected Food Commodities - 7 October 2020

Item	Unit	Wholesale Prices				Retail Prices					
		Pettah		Dambulla		Pettah		Dambulla		Narahenpita	
		Yesterday	Today	Yesterday	Today	Yesterday	Today	Yesterday	Today	Yesterday	Today
<b>V E G E T A B L E S</b>											
Beans	Rs./kg	230.00	220.00	178.00	195.00	270.00	263.00	198.00	215.00	240.00	260.00
Carrot	Rs./kg	140.00	135.00	125.00	135.00	183.00	170.00	145.00	155.00	200.00	180.00
Cabbage	Rs./kg	90.00	87.00	58.00	65.00	140.00	130.00	78.00	85.00	160.00	160.00
Tomato	Rs./kg	123.00	123.00	105.00	95.00	170.00	160.00	125.00	115.00	200.00	180.00
Brinjal	Rs./kg	83.00	77.00	38.00	65.00	127.00	127.00	58.00	85.00	140.00	160.00
Pumpkin	Rs./kg	75.00	67.00	55.00	45.00	107.00	90.00	75.00	65.00	120.00	100.00
Snake gourd	Rs./kg	145.00	140.00	88.00	65.00	190.00	180.00	108.00	85.00	240.00	220.00
<b>O T H E R</b>											
Red Onion (Local)	Rs./kg	183.00	195.00	185.00	168.00	227.00	230.00	195.00	178.00	280.00	280.00
Red Onion (Imp)	Rs./kg	230.00	240.00	n.a.	n.a.	260.00	280.00	n.a.	n.a.	n.a.	n.a.
Big Onion (Local)	Rs./kg	153.00	175.00	148.00	208.00	183.00	210.00	158.00	218.00	180.00	220.00
Big Onion (Imp)	Rs./kg	170.00	230.00	108.00	150.00	200.00	270.00	118.00	160.00	n.a.	n.a.
Potato (Local)	Rs./kg	127.00	137.00	123.00	118.00	160.00	180.00	133.00	128.00	180.00	180.00
Potato (Imp)	Rs./kg	112.00	123.00			140.00	157.00			160.00	160.00
Dried Chillie (Imp)	Rs./kg	410.00	410.00	470.00	470.00	450.00	450.00	480.00	480.00	480.00	480.00
Coconut (Avg.)	Rs./Nut	n.a.	n.a.	64.00	64.00	65.00	65.00	69.00	69.00	65.00	65.00
Coconut oil	Rs./Ltr	380.00	380.00			410.00	410.00			493.00	493.00
Dhal	Rs./kg	138.00	138.00			150.00	150.00			160.00	160.00
Sugar (White)	Rs./kg	126.00	126.00			135.00	135.00			130.00	130.00
Egg (White)	Rs./Each	16.50	16.50			18.00	17.50			17.00	17.00
Katta	Rs./kg	1,100.00	1,100.00			1,200.00	1,200.00			1,600.00	1,600.00
Sprat	Rs./kg	550.00	550.00			600.00	600.00			800.00	800.00
Green Chillie	Rs./kg	200.00	200.00	155.00	165.00	260.00	260.00	175.00	185.00	320.00	300.00
Lime	Rs./kg	65.00	65.00	53.00	65.00	90.00	90.00	73.00	85.00	120.00	140.00
<b>F R U I T S</b>											
Banana (Sour)	Rs./kg	65.00	65.00	n.a.	n.a.	110.00	110.00	n.a.	n.a.	140.00	140.00
Papaw	Rs./kg	60.00	60.00	20.00	25.00	80.00	80.00	n.a.	45.00	100.00	100.00
Pineapple	Rs./kg	n.a.	n.a.	115.00	120.00	210.00	210.00	n.a.	160.00	130.00	130.00
Apple (Imp)	Rs./Each			43.00	43.00	48.00	48.00	n.a.	50.00		
Orange (Imp)	Rs./Each			47.00	48.00	58.00	58.00	n.a.	60.00		
<b>R I C E</b>											
				Maradaghamula							
Samba	Rs./kg	n.a.	n.a.	n.a.	n.a.	108.00	108.00	100.00	100.00	n.a.	n.a.
Nadu	Rs./kg	90.00	90.00	n.a.	n.a.	96.00	96.00	98.00	98.00	96.00	96.00
Kekulu (White)	Rs./kg	90.00	90.00	n.a.	n.a.	93.00	93.00	87.00	87.00	93.00	93.00
Kekulu (Red)	Rs./kg	88.00	88.00	n.a.	n.a.	93.00	93.00	92.00	92.00	93.00	93.00
<b>F I S H</b>											
		Peliyagoda		Negombo		Peliyagoda		Negombo			
Kelawalla	Rs./kg	700.00	650.00	n.a.	620.00	1,000.00	950.00	n.a.	940.00	1,200.00	1,280.00
Thalapath	Rs./kg	900.00	n.a.	n.a.	n.a.	1,100.00	n.a.	n.a.	n.a.	1,150.00	1,050.00
Balaya	Rs./kg	400.00	400.00	n.a.	380.00	500.00	500.00	n.a.	490.00	420.00	550.00
Paraw	Rs./kg	700.00	700.00	n.a.	600.00	1,000.00	1,000.00	n.a.	1,050.00	920.00	n.a.
Salaya	Rs./kg	280.00	280.00	250.00	230.00	320.00	320.00	320.00	280.00	360.00	220.00
Hurulla	Rs./kg	400.00	400.00	n.a.	n.a.	500.00	500.00	n.a.	n.a.	560.00	440.00

■ Price increased by more than 5% compared to yesterday's price.

■ Price decreased by more than 5% compared to yesterday's price.

Note: Maradaghamula rice market was not in operation since 05<sup>th</sup> October 2020.