



# Daily Price Report

A Summary of Price Developments - 24 July 2020

		Price (Rs./kg)	
		Yesterday	Today
<b>Vegetables</b> 	<ul style="list-style-type: none"> <li>Price of <b>Carrot increased</b> in <b>Dambulla</b> market compared to yesterday due to <b>low supply</b> from <b>Pussellawa</b> and <b>Nuwara Eliya</b> areas.</li> </ul>	▲ Dambulla :	103.00 113.00
	<ul style="list-style-type: none"> <li>Price of <b>Cabbage increased</b> in <b>Dambulla</b> market compared to yesterday due to <b>low supply</b> from <b>Nuwara Eliya</b> area.</li> </ul>	▲ Dambulla :	85.00 93.00
	<ul style="list-style-type: none"> <li>Price of <b>Tomatoes decreased</b> in <b>Pettah</b> and <b>Dambulla</b> markets compared to yesterday due to <b>low trading activities</b> and <b>favourable supply</b> from <b>neighbouring areas of Dambulla</b>, respectively.</li> </ul>	▼ Pettah : Dambulla :	95.00 90.00 48.00 45.00
	<ul style="list-style-type: none"> <li>Price of <b>Brinjal increased</b> in <b>Dambulla</b> market compared to yesterday due to <b>low supply</b> from <b>Anuradhapura</b> area.</li> </ul>	▲ Dambulla :	78.00 103.00
<b>Other</b> 	<ul style="list-style-type: none"> <li>Price of <b>Local Red Onion decreased further</b> in <b>Dambulla</b> market compared to yesterday due to <b>favourable supply</b> from <b>Jaffna, Puttalam</b> and <b>Melsiripura</b> areas.</li> </ul>	▼ Dambulla :	148.00 130.00
	<ul style="list-style-type: none"> <li>Price of <b>Green Chillie decreased further</b> in <b>Dambulla</b> market compared to yesterday due to <b>favourable supply</b> from <b>Laggala, Walapane</b> and <b>Matale</b> areas.</li> </ul>	▼ Dambulla :	265.00 205.00
	<ul style="list-style-type: none"> <li>Price of <b>Lime increased</b> in <b>Pettah</b> market compared to yesterday due to <b>low supply</b> from <b>Monaragala</b> area.</li> </ul>	▲ Pettah :	225.00 250.00

Note: The above mentioned prices denote the **retail prices** reported as of today in relevant markets.

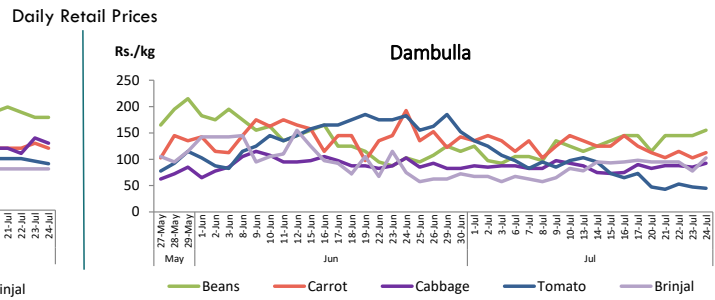
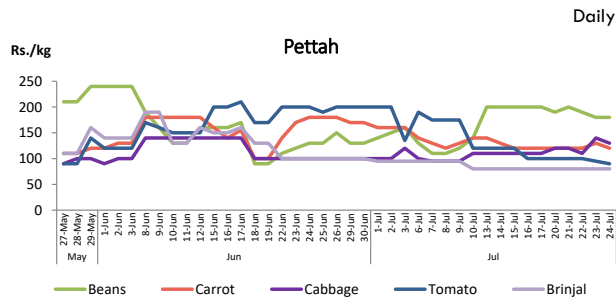


Statistics Department  
Central Bank of Sri Lanka

Vegetables

Item	Wholesale Prices				Retail Prices					
	Pettah		Dambulla		Pettah		Dambulla		Narahenpita	
	Yesterday	Today	Yesterday	Today	Yesterday	Today	Yesterday	Today	Yesterday	Today
	Rs./kg		Rs./kg		Rs./kg		Rs./kg		Rs./kg	
Beans	145.00	145.00	125.00	130.00	180.00	180.00	145.00	155.00	160.00	160.00
Carrot	85.00	85.00	83.00	93.00	130.00	120.00	103.00	113.00	160.00	140.00
Cabbage	80.00	80.00	65.00	73.00	140.00	130.00	85.00	93.00	140.00	140.00
Tomato	60.00	60.00	28.00	25.00	95.00	90.00	48.00	45.00	100.00	80.00
Brinjal	50.00	50.00	58.00	83.00	80.00	80.00	78.00	103.00	120.00	120.00
Pumpkin	40.00	40.00	33.00	40.00	75.00	75.00	53.00	60.00	80.00	80.00
Snake gourd	70.00	70.00	44.00	43.00	110.00	110.00	64.00	63.00	140.00	140.00

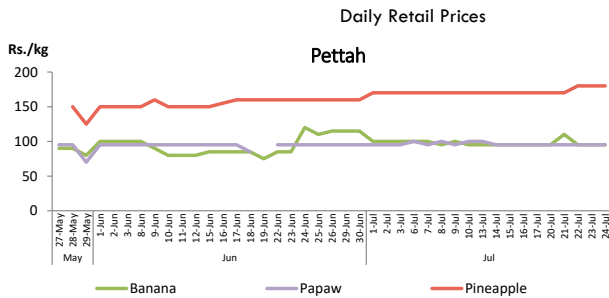
■ Price increased by more than 5% compared to yesterday's price.  
■ Price decreased by more than 5% compared to yesterday's price.



Fruits

Item	Wholesale Prices		Retail Prices			
	Pettah		Pettah		Narahenpita	
	Yesterday	Today	Yesterday	Today	Yesterday	Today
Banana (Sour)	Rs./kg		Rs./kg			
	60.00	60.00	95.00	95.00	110.00	110.00
Papaw	65.00	70.00	95.00	95.00	120.00	120.00
Pineapple	n.a.	n.a.	180.00	180.00	140.00	140.00
	Rs./Each		Rs./Each			
Apple (Imp)	n.a.	n.a.	51.00	51.00	n.a.	n.a.
Orange (Imp)	n.a.	n.a.	60.00	60.00	n.a.	n.a.

■ Price increased by more than 5% compared to yesterday's price.  
■ Price decreased by more than 5% compared to yesterday's price.

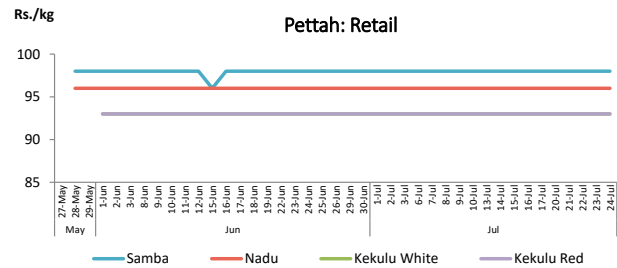
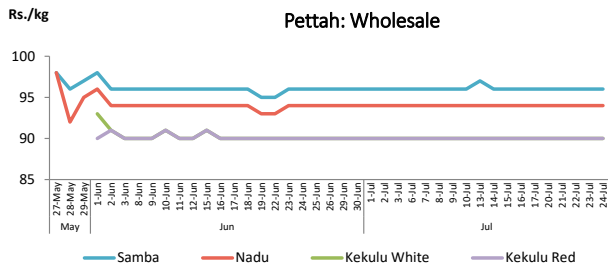


Rice

Item	Wholesale Prices				Retail Prices					
	Marandagamulla		Pettah		Dambulla		Pettah		Narahenpita	
	Yesterday	Today	Yesterday	Today	Yesterday	Today	Yesterday	Today	Yesterday	Today
	Rs./kg		Rs./kg		Rs./kg		Rs./kg		Rs./kg	
Samba	94.00	94.00	96.00	96.00	98.00	98.00	98.00	98.00	98.00	98.00
Nadu	87.00	87.00	94.00	94.00	97.00	97.00	96.00	96.00	96.00	96.00
Kekulu White	87.00	87.00	90.00	90.00	87.00	87.00	93.00	93.00	93.00	93.00
Kekulu Red	89.00	89.00	90.00	90.00	92.00	92.00	93.00	93.00	93.00	93.00

■ Price increased by more than 5% compared to yesterday's price.  
■ Price decreased by more than 5% compared to yesterday's price.

Daily Wholesale and Retail Prices

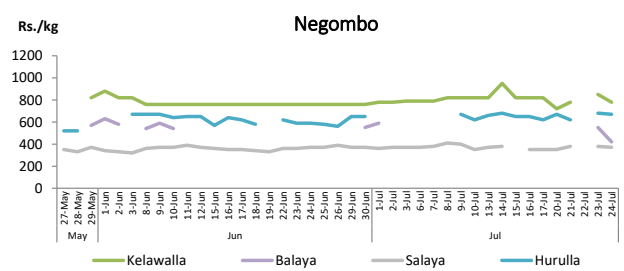
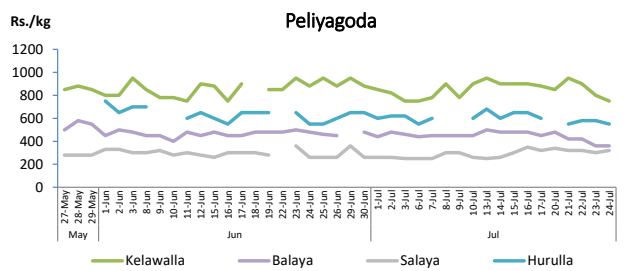


Fish

Item	Wholesale Prices				Retail Prices					
	Peliyagoda		Negombo		Peliyagoda		Negombo		Narahenpita	
	Yesterday	Today	Yesterday	Today	Yesterday	Today	Yesterday	Today	Yesterday	Today
	Rs./kg		Rs./kg		Rs./kg		Rs./kg		Rs./kg	
Kelawalla	500.00	450.00	450.00	450.00	800.00	750.00	850.00	780.00	790.00	760.00
Thalapath	850.00	n.a.	850.00	860.00	1,000.00	n.a.	1,100.00	1,100.00	1,050.00	1,050.00
Balaya	260.00	260.00	300.00	300.00	360.00	360.00	550.00	420.00	450.00	500.00
Paraw	n.a.	580.00	650.00	650.00	n.a.	880.00	1,200.00	1,100.00	890.00	890.00
Salaya	250.00	280.00	300.00	310.00	300.00	320.00	380.00	370.00	360.00	360.00
Hurulla	480.00	450.00	550.00	560.00	580.00	550.00	680.00	670.00	560.00	580.00

■ Price increased by more than 5% compared to yesterday's price.  
■ Price decreased by more than 5% compared to yesterday's price.

Daily Retail Prices



Other

Item	Wholesale Prices				Retail Prices					
	Pettah		Dambulla		Pettah		Dambulla		Narahenpita	
	Yesterday	Today	Yesterday	Today	Yesterday	Today	Yesterday	Today	Yesterday	Today
	Rs./kg		Rs./kg		Rs./kg		Rs./kg		Rs./kg	
Red Onion (local)	160.00	160.00	138.00	120.00	200.00	200.00	148.00	130.00	280.00	280.00
Red Onion (Imp)	140.00	140.00	n.a.	n.a.	160.00	160.00	n.a.	n.a.	240.00	240.00
Big Onion (local)	n.a.	n.a.	n.a.	n.a.	n.a.	n.a.	n.a.	n.a.	n.a.	n.a.
Big Onion (Imp)	53.00	53.00	59.00	57.00	70.00	70.00	69.00	67.00	80.00	80.00
Potato (local)	220.00	220.00	188.00	n.a.	250.00	250.00	198.00	n.a.	240.00	240.00
Potato (Imp)	115.00	115.00			135.00				140.00	140.00
Dried Chillie (Imp)	390.00	390.00	400.00	400.00	420.00	420.00	410.00	413.00	500.00	500.00
Coconut (Rs./Nut)	n.a.	n.a.	54.00	54.00	63.00	63.00	59.00	59.00	70.00	70.00
Coconut oil (Rs./Ltr)	500.00	500.00			540.00	540.00			493.00	493.00
Dhal (Small)	140.00	140.00			150.00	150.00			160.00	160.00
Sugar	127.00	127.00			135.00	135.00			135.00	135.00
Egg (Rs./Each)	19.50	19.50			20.50	20.50			20.00	20.00
Katta	1,100.00	1,100.00			1,200.00	1,200.00			1,600.00	1,600.00
Sprat	600.00	600.00			650.00	650.00			750.00	750.00
Green Chillie	190.00	190.00	245.00	185.00	250.00	240.00	265.00	205.00	300.00	300.00
Lime	170.00	180.00	125.00	125.00	225.00	250.00	145.00	145.00	400.00	400.00

■ Price increased by more than 5% compared to yesterday's price.  
■ Price decreased by more than 5% compared to yesterday's price.

Daily Retail Prices

