




Daily Price Report

A Summary of Price Developments - 21 July 2020

| | | Price (Rs./kg) | | | |
|--|--|----------------|--------------------------------------|------------------|--------|
| | | Yesterday | Today | | |
| Vegetables  | <ul style="list-style-type: none"> Price of Beans increased in both Pettah and Dambulla markets compared to yesterday due to low supply from Nuwara Eliya and Matale areas. | ▲ | Pettah : 190.00 Dambulla : 115.00 | 200.00 145.00 | |
| | <ul style="list-style-type: none"> Price of Carrot decreased in Dambulla market compared to yesterday due to favourable supply from Nuwara Eliya and Ragala areas. | ▼ | Dambulla : | 113.00 | 103.00 |
| | <ul style="list-style-type: none"> Price of Cabbage increased in Dambulla market compared to yesterday due to low supply from Nuwara Eliya area. | ▲ | Dambulla : | 83.00 | 88.00 |
| | <ul style="list-style-type: none"> Price of Tomato decreased in Dambulla market compared to yesterday due to low supply from neighbouring areas of Dambulla. | ▼ | Dambulla : | 48.00 | 43.00 |
| Fish  | <ul style="list-style-type: none"> Price of most fish varieties decreased in Peliyagoda fish market compared to yesterday due to low trading activities. | | | | |
| Other  | <ul style="list-style-type: none"> Price of Local Red Onion increased in Dambulla market compared to yesterday due to low supply from Jaffna and Puttalam areas. | ▲ | Dambulla : | 120.00 | 140.00 |
| | <ul style="list-style-type: none"> Price of Local Potato increased in Dambulla market compared to yesterday due to low supply from Welimada and Jaffna areas. | ▲ | Dambulla : | 178.00 | 193.00 |
| | <ul style="list-style-type: none"> Price of Lime increased in Pettah market compared to yesterday due to low supply from Bibile area. | ▲ | Pettah : | 275.00 | 300.00 |
| | <ul style="list-style-type: none"> Price of Lime decreased in Dambulla market compared to yesterday due to favourable supply from Monaragala and Bibile areas. | ▼ | Dambulla : | 145.00 | 125.00 |

Note: The above mentioned prices denote the **retail prices** reported as of today in relevant markets.



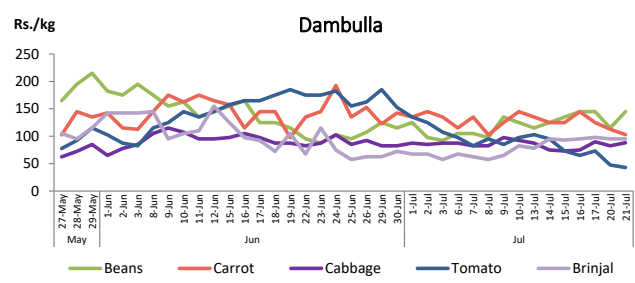
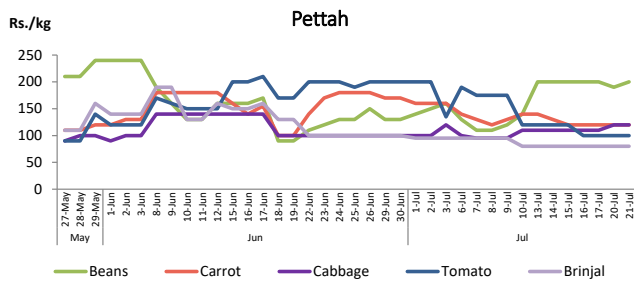
Statistics Department
Central Bank of Sri Lanka

Vegetables

| Item | Wholesale Prices | | | | Retail Prices | | | | | |
|-------------|------------------|--------|-----------|--------|---------------|--------|-----------|--------|-------------|--------|
| | Pettah | | Dambulla | | Pettah | | Dambulla | | Narahenpita | |
| | Yesterday | Today | Yesterday | Today | Yesterday | Today | Yesterday | Today | Yesterday | Today |
| | Rs./kg | | Rs./kg | | Rs./kg | | Rs./kg | | Rs./kg | |
| Beans | 145.00 | 145.00 | 95.00 | 125.00 | 190.00 | 200.00 | 115.00 | 145.00 | 160.00 | 160.00 |
| Carrot | 75.00 | 80.00 | 93.00 | 83.00 | 120.00 | 120.00 | 113.00 | 103.00 | 140.00 | 150.00 |
| Cabbage | 70.00 | 65.00 | 63.00 | 68.00 | 120.00 | 120.00 | 83.00 | 88.00 | 140.00 | 140.00 |
| Tomato | 65.00 | 65.00 | 28.00 | 23.00 | 100.00 | 100.00 | 48.00 | 43.00 | 100.00 | 100.00 |
| Brinjal | 50.00 | 50.00 | 75.00 | 75.00 | 80.00 | 80.00 | 95.00 | 95.00 | 120.00 | 120.00 |
| Pumpkin | 40.00 | 40.00 | 45.00 | 33.00 | 75.00 | 75.00 | 65.00 | 53.00 | 80.00 | 80.00 |
| Snake gourd | 70.00 | 70.00 | 38.00 | 33.00 | 110.00 | 120.00 | 58.00 | 53.00 | 140.00 | 140.00 |

■ Price increased by more than 5% compared to Yesterday's price.
■ Price decreased by more than 5% compared to Yesterday's price.

Daily Retail Prices

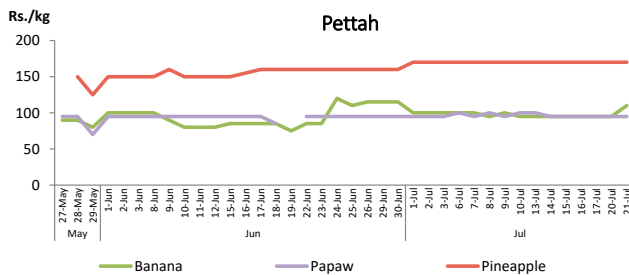


Fruits

| Item | Wholesale Prices | | Retail Prices | | | |
|---------------|------------------|-------|---------------|--------|-------------|--------|
| | Pettah | | Pettah | | Narahenpita | |
| | Yesterday | Today | Yesterday | Today | Yesterday | Today |
| | Rs./kg | | Rs./kg | | | |
| Banana (Sour) | 60.00 | 60.00 | 95.00 | 110.00 | 120.00 | 120.00 |
| Papaw | 65.00 | 65.00 | 95.00 | 95.00 | 120.00 | 130.00 |
| Pineapple | n.a. | n.a. | 170.00 | 170.00 | 130.00 | 140.00 |
| | Rs./Each | | Rs./Each | | | |
| Apple (Imp) | n.a. | n.a. | 51.00 | 53.00 | n.a. | n.a. |
| Orange (Imp) | n.a. | n.a. | 60.00 | 60.00 | n.a. | n.a. |

■ Price increased by more than 5% compared to Yesterday's price.
■ Price decreased by more than 5% compared to Yesterday's price.

Daily Retail Prices

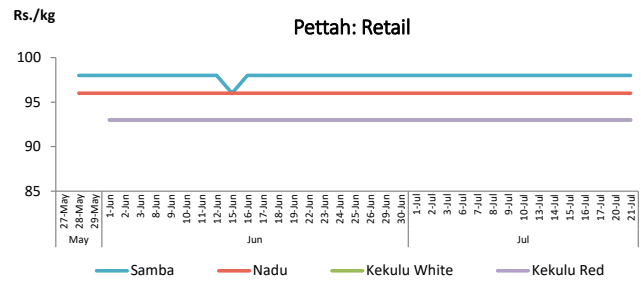
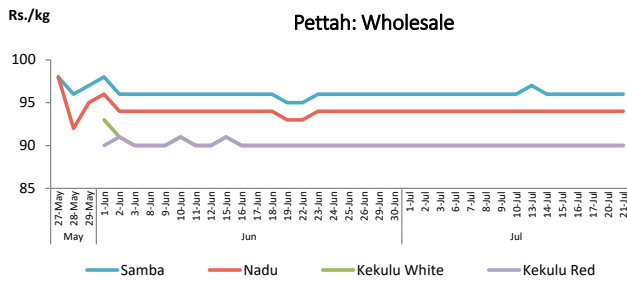


Rice

| Item | Wholesale Prices | | | | Retail Prices | | | | | |
|--------------|------------------|-------|-----------|-------|---------------|-------|-----------|-------|-------------|-------|
| | Marandagamula | | Pettah | | Dambulla | | Pettah | | Narahenpita | |
| | Yesterday | Today | Yesterday | Today | Yesterday | Today | Yesterday | Today | Yesterday | Today |
| | Rs./kg | | Rs./kg | | Rs./kg | | Rs./kg | | Rs./kg | |
| Samba | 94.00 | 94.00 | 96.00 | 96.00 | 98.00 | 98.00 | 98.00 | 98.00 | 98.00 | 98.00 |
| Nadu | 87.00 | 87.00 | 94.00 | 94.00 | 98.00 | 97.00 | 96.00 | 96.00 | 96.00 | 96.00 |
| Kekulu White | 87.00 | 87.00 | 90.00 | 90.00 | 85.00 | 87.00 | 93.00 | 93.00 | 93.00 | 93.00 |
| Kekulu Red | 89.00 | 89.00 | 90.00 | 90.00 | 92.00 | 92.00 | 93.00 | 93.00 | 93.00 | 93.00 |

■ Price increased by more than 5% compared to Yesterday's price.
■ Price decreased by more than 5% compared to Yesterday's price.

Daily Wholesale and Retail Prices

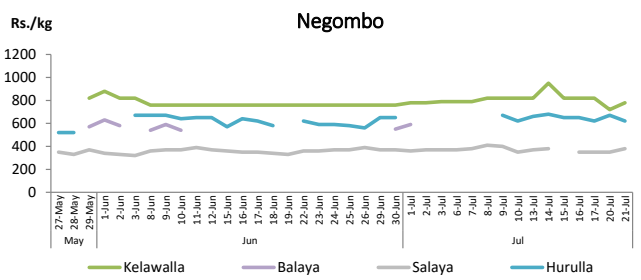
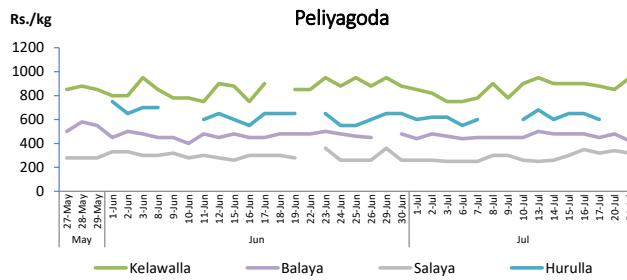


Fish

| Item | Wholesale Prices | | | | Retail Prices | | | | | |
|-----------|------------------|--------|-----------|--------|---------------|----------|-----------|----------|-------------|----------|
| | Peliyagoda | | Negombo | | Peliyagoda | | Negombo | | Narahenpita | |
| | Yesterday | Today | Yesterday | Today | Yesterday | Today | Yesterday | Today | Yesterday | Today |
| | Rs./kg | | Rs./kg | | Rs./kg | | Rs./kg | | Rs./kg | |
| Kelawalla | 550.00 | 650.00 | 500.00 | 450.00 | 850.00 | 950.00 | 720.00 | 780.00 | 880.00 | 890.00 |
| Thalopath | 850.00 | 860.00 | 850.00 | 860.00 | 1,000.00 | 1,000.00 | 1,050.00 | 1,060.00 | 1,300.00 | 1,050.00 |
| Balaya | 380.00 | 320.00 | n.a. | n.a. | 480.00 | 420.00 | n.a. | 510.00 | 450.00 | 480.00 |
| Paraw | 550.00 | 500.00 | 620.00 | 620.00 | 850.00 | 800.00 | 990.00 | 1,100.00 | 640.00 | 890.00 |
| Salaya | 300.00 | 280.00 | 290.00 | 320.00 | 340.00 | 320.00 | 350.00 | 380.00 | 260.00 | 400.00 |
| Hurulla | n.a. | 450.00 | 550.00 | 500.00 | n.a. | 550.00 | 670.00 | 620.00 | 600.00 | 520.00 |

■ Price increased by more than 5% compared to Yesterday's price.
■ Price decreased by more than 5% compared to Yesterday's price.

Daily Retail Prices



Other

| Item | Wholesale Prices | | | | Retail Prices | | | | | |
|-----------------------|------------------|----------|-----------|--------|---------------|----------|-----------|--------|-------------|----------|
| | Pettah | | Dambulla | | Pettah | | Dambulla | | Narahenpita | |
| | Yesterday | Today | Yesterday | Today | Yesterday | Today | Yesterday | Today | Yesterday | Today |
| | Rs./kg | | Rs./kg | | Rs./kg | | Rs./kg | | Rs./kg | |
| Red Onion (local) | 155.00 | 160.00 | 110.00 | 130.00 | 200.00 | 200.00 | 120.00 | 140.00 | 280.00 | 280.00 |
| Red Onion (Imp) | 140.00 | 140.00 | n.a. | n.a. | 160.00 | 160.00 | n.a. | n.a. | 240.00 | 240.00 |
| Big Onion (local) | n.a. | n.a. | n.a. | n.a. | n.a. | n.a. | n.a. | n.a. | n.a. | n.a. |
| Big Onion (Imp) | 53.00 | 53.00 | 61.00 | 59.00 | 70.00 | 70.00 | 71.00 | 69.00 | 80.00 | 80.00 |
| Potato (local) | 220.00 | 220.00 | 168.00 | 183.00 | 250.00 | 250.00 | 178.00 | 193.00 | 240.00 | 240.00 |
| Potato (Imp) | 140.00 | 135.00 | | | 165.00 | 160.00 | | | 140.00 | 140.00 |
| Dried Chillie (Imp) | 390.00 | 390.00 | 398.00 | 398.00 | 420.00 | 420.00 | 408.00 | 403.00 | 520.00 | 520.00 |
| Coconut (Rs./Nut) | n.a. | n.a. | 59.00 | 57.00 | 60.00 | 60.00 | 64.00 | 62.00 | 70.00 | 70.00 |
| Coconut oil (Rs./Ltr) | 500.00 | 500.00 | | | 540.00 | 540.00 | | | 493.00 | 493.00 |
| Dhal (Small) | 140.00 | 140.00 | | | 150.00 | 150.00 | | | 160.00 | 160.00 |
| Sugar | 127.00 | 127.00 | | | 135.00 | 135.00 | | | 135.00 | 135.00 |
| Egg (Rs./Each) | 19.00 | 19.00 | | | 20.00 | 20.00 | | | 20.00 | 20.00 |
| Katta | 1,100.00 | 1,100.00 | | | 1,200.00 | 1,200.00 | | | 1,600.00 | 1,600.00 |
| Sprat | 600.00 | 600.00 | | | 650.00 | 650.00 | | | 750.00 | 750.00 |
| Green Chillie | 200.00 | 200.00 | 275.00 | 275.00 | 260.00 | 260.00 | 295.00 | 295.00 | 280.00 | 280.00 |
| Lime | 225.00 | 225.00 | 125.00 | 105.00 | 275.00 | 300.00 | 145.00 | 125.00 | 400.00 | 400.00 |

■ Price increased by more than 5% compared to Yesterday's price.
■ Price decreased by more than 5% compared to Yesterday's price.

Daily Retail Prices

