




Daily Price Report

A Summary of Price Developments - 17 July 2020

		Price (Rs./kg)		
		Yesterday	Today	
Vegetables 	<ul style="list-style-type: none"> Price of Carrot decreased in Dambulla market compared to yesterday due to favourable supply from Nuwara Eliya and Ragala areas. 	▼	Dambulla : 145.00	125.00
	<ul style="list-style-type: none"> Price of Cabbage increased in Dambulla market compared to yesterday due to low supply from Nuwara Eliya area. 	▲	Dambulla : 75.00	90.00
	<ul style="list-style-type: none"> Price of Pumpkin decreased in Dambulla market compared to yesterday due to favourable supply from Monaragala area. 	▼	Dambulla : 55.00	48.00
Fish 	<ul style="list-style-type: none"> Prices of all fish varieties decreased in Peliyagoda fish market compared to yesterday due to favourable supply from Northern coastal area. 			
Other 	<ul style="list-style-type: none"> Price of Local Red Onion increased in Dambulla market compared to yesterday due to low supply from Jaffna and Puttalam areas. 	▲	Dambulla : 125.00	148.00
	<ul style="list-style-type: none"> Price of Imported Red Onion increased in Dambulla market compared to yesterday due to availability of high quality variety from India in addition to the price increased in local variety. 	▲	Dambulla : 125.00	160.00
	<ul style="list-style-type: none"> Price of Imported Big Onion decreased in both Pettah and Dambulla markets compared to yesterday due to availability of low quality variety from India. 	▼	Pettah : 85.00 Dambulla : 78.00	75.00 68.00
	<ul style="list-style-type: none"> Price of Imported Potato decreased in Pettah market compared to yesterday due to availability of low quality variety from China. 	▼	Pettah : 180.00	170.00
	<ul style="list-style-type: none"> Price of Green Chillie increased in Dambulla market compared to yesterday due to low supply from Matale area. 	▲	Dambulla : 215.00	255.00

Note: The above mentioned prices denote the **retail prices** reported as of today in relevant markets.

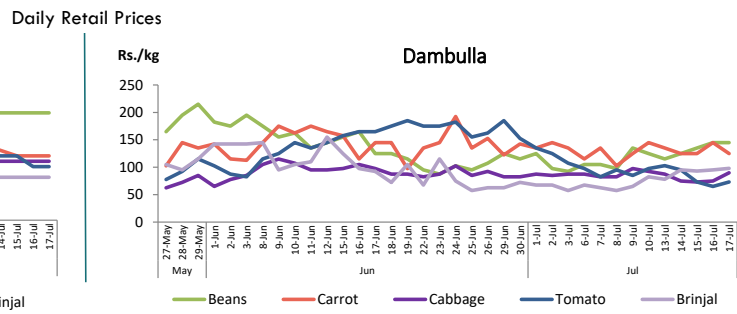
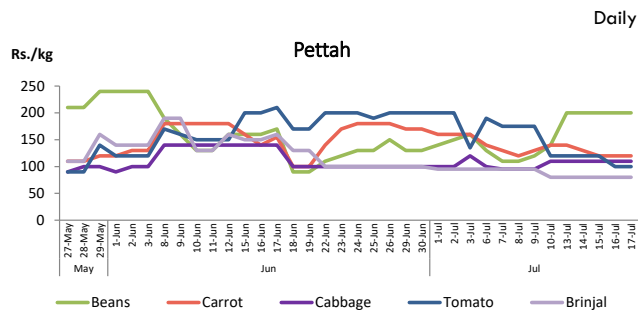


Statistics Department
Central Bank of Sri Lanka

Vegetables

Item	Wholesale Prices				Retail Prices					
	Pettah		Dambulla		Pettah		Dambulla		Narahenpita	
	Yesterday	Today	Yesterday	Today	Yesterday	Today	Yesterday	Today	Yesterday	Today
	Rs./kg		Rs./kg		Rs./kg		Rs./kg		Rs./kg	
Beans	150.00	150.00	125.00	125.00	200.00	200.00	145.00	145.00	160.00	160.00
Carrot	80.00	80.00	125.00	105.00	120.00	120.00	145.00	125.00	140.00	160.00
Cabbage	65.00	65.00	55.00	70.00	110.00	110.00	75.00	90.00	140.00	140.00
Tomato	65.00	65.00	45.00	53.00	100.00	100.00	65.00	73.00	120.00	120.00
Brinjal	50.00	50.00	75.00	78.00	80.00	80.00	95.00	98.00	120.00	120.00
Pumpkin	40.00	40.00	35.00	28.00	75.00	75.00	55.00	48.00	80.00	80.00
Snake gourd	70.00	70.00	38.00	43.00	110.00	110.00	58.00	63.00	140.00	120.00

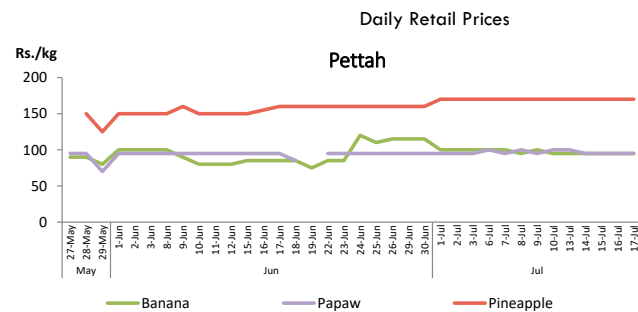
■ Price increased by more than 5% compared to yesterday's price.
■ Price decreased by more than 5% compared to yesterday's price.



Fruits

Item	Wholesale Prices		Retail Prices			
	Pettah		Pettah		Narahenpita	
	Yesterday	Today	Yesterday	Today	Yesterday	Today
	Rs./kg		Rs./kg			
Banana (Sour)	60.00	60.00	95.00	95.00	130.00	120.00
Papaw	65.00	65.00	95.00	95.00	130.00	120.00
Pineapple	n.a.	n.a.	170.00	170.00	140.00	130.00
	Rs./Each		Rs./Each			
Apple (Imp)	n.a.	n.a.	51.00	53.00	n.a.	n.a.
Orange (Imp)	n.a.	n.a.	60.00	60.00	n.a.	n.a.

■ Price increased by more than 5% compared to yesterday's price.
■ Price decreased by more than 5% compared to yesterday's price.

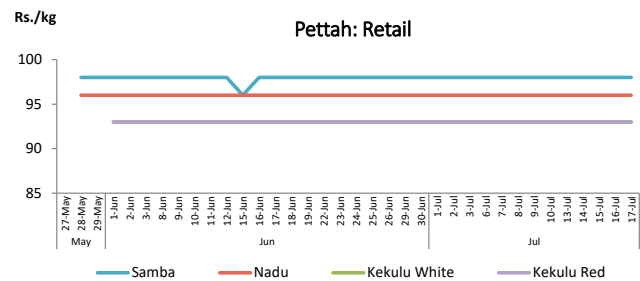
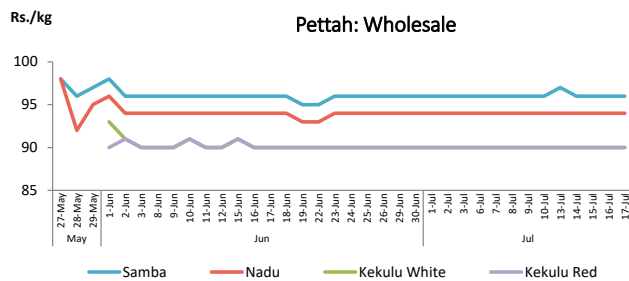


Rice

Item	Wholesale Prices				Retail Prices					
	Marandagahamula		Pettah		Dambulla		Pettah		Narahenpita	
	Yesterday	Today	Yesterday	Today	Yesterday	Today	Yesterday	Today	Yesterday	Today
	Rs./kg		Rs./kg		Rs./kg		Rs./kg		Rs./kg	
Samba	93.00	93.00	96.00	96.00	98.00	98.00	98.00	98.00	98.00	98.00
Nadu	87.00	87.00	94.00	94.00	94.00	97.00	96.00	96.00	96.00	96.00
Kekulu White	87.00	87.00	90.00	90.00	87.00	85.00	93.00	93.00	93.00	93.00
Kekulu Red	89.00	89.00	90.00	90.00	92.00	92.00	93.00	93.00	93.00	93.00

■ Price increased by more than 5% compared to yesterday's price.
■ Price decreased by more than 5% compared to yesterday's price.

Daily Wholesale and Retail Prices

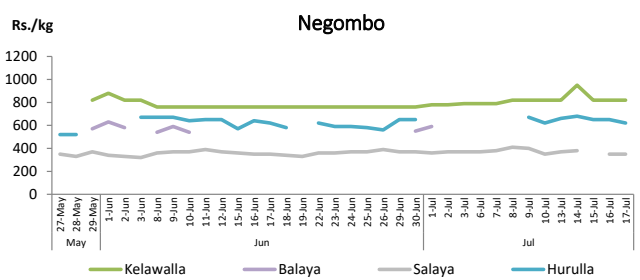
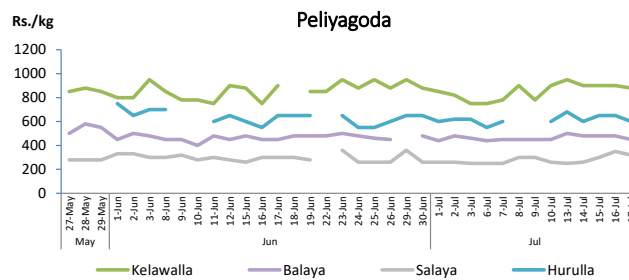


Fish

Item	Wholesale Prices				Retail Prices					
	Peliyagoda		Negombo		Peliyagoda		Negombo		Narahenpita	
	Yesterday	Today	Yesterday	Today	Yesterday	Today	Yesterday	Today	Yesterday	Today
	Rs./kg		Rs./kg		Rs./kg		Rs./kg		Rs./kg	
Kelawalla	600.00	580.00	580.00	560.00	900.00	880.00	820.00	820.00	890.00	860.00
Thalapat	900.00	830.00	n.a.	840.00	1,050.00	960.00	n.a.	1,050.00	960.00	1,000.00
Balaya	380.00	350.00	n.a.	n.a.	480.00	450.00	n.a.	n.a.	450.00	450.00
Paraw	650.00	600.00	650.00	600.00	950.00	900.00	980.00	1,100.00	680.00	650.00
Salaya	300.00	280.00	300.00	290.00	350.00	320.00	350.00	350.00	400.00	380.00
Hurulla	550.00	500.00	540.00	520.00	650.00	600.00	650.00	620.00	600.00	600.00

■ Price increased by more than 5% compared to yesterday's price.
■ Price decreased by more than 5% compared to yesterday's price.

Daily Retail Prices



Other

Item	Wholesale Prices				Retail Prices					
	Pettah		Dambulla		Pettah		Dambulla		Narahenpita	
	Yesterday	Today	Yesterday	Today	Yesterday	Today	Yesterday	Today	Yesterday	Today
	Rs./kg		Rs./kg		Rs./kg		Rs./kg		Rs./kg	
Red Onion (local)	160.00	160.00	115.00	138.00	200.00	200.00	125.00	148.00	240.00	240.00
Red Onion (Imp)	140.00	140.00	115.00	150.00	170.00	170.00	125.00	160.00	240.00	240.00
Big Onion (local)	n.a.	n.a.	n.a.	n.a.	n.a.	n.a.	n.a.	n.a.	n.a.	n.a.
Big Onion (Imp)	63.00	63.00	68.00	58.00	85.00	75.00	78.00	68.00	90.00	90.00
Potato (local)	210.00	220.00	208.00	205.00	225.00	250.00	218.00	215.00	240.00	240.00
Potato (Imp)	165.00	150.00			190.00	170.00			140.00	140.00
Dried Chillie (Imp)	390.00	390.00	398.00	398.00	420.00	420.00	408.00	398.00	520.00	520.00
Coconut (Rs./Nut)	n.a.	n.a.	54.00	53.00	60.00	60.00	59.00	59.00	70.00	70.00
Coconut oil (Rs./Ltr)	500.00	500.00			540.00	540.00			493.00	493.00
Dhal (Small)	140.00	140.00			150.00	150.00			160.00	160.00
Sugar	127.00	127.00			135.00	135.00			135.00	135.00
Egg (Rs./Each)	19.00	19.00			20.00	20.00			20.00	20.00
Katta	1,100.00	1,100.00			1,200.00	1,200.00			1,600.00	1,600.00
Sprat	600.00	600.00			650.00	650.00			750.00	750.00
Green Chillie	200.00	200.00	195.00	235.00	260.00	260.00	215.00	255.00	280.00	280.00
Lime	300.00	300.00	165.00	165.00	350.00	350.00	185.00	188.00	450.00	450.00

■ Price increased by more than 5% compared to yesterday's price.
■ Price decreased by more than 5% compared to yesterday's price.

Daily Retail Prices

