

Daily Price Report

A Summary of Price Developments - 16 July 2020

		Price (Rs./kg)			
		Yesterday	Today		
Vegetables 	<ul style="list-style-type: none"> Price of Carrot increased in Dambulla market compared to yesterday due to low supply from Ragala area. 	▲	Dambulla : 125.00	145.00	
	<ul style="list-style-type: none"> Price of Tomato decreased in Pettah, Dambulla and Narahenpita markets compared to yesterday due to favourable supply from Sooriyawewa and Hambantota areas. 	▼	Pettah : 120.00 Dambulla : 73.00 Narahenpita : 160.00	100.00 65.00 120.00	
	<ul style="list-style-type: none"> Price of Pumpkin decreased in Dambulla market compared to yesterday due to favourable supply from Anuradhapura, Monaragala and Jaffna areas. 	▼	Dambulla :	68.00	55.00
Other 	<ul style="list-style-type: none"> Price of Local Red Onion decreased in Dambulla market compared to yesterday due to availability of low quality varieties from Jaffna area. 	▼	Dambulla :	148.00	125.00
	<ul style="list-style-type: none"> Price of Imported Red Onion decreased in both Pettah and Dambulla markets compared to yesterday due to availability of low quality variety from India and price decline in local varieties, respectively. 	▼	Pettah : 180.00 Dambulla : 158.00	170.00 125.00	
	<ul style="list-style-type: none"> Price of Imported Dried Chillie increased in Dambulla market compared to yesterday due to availability of high quality variety from India. 	▲	Dambulla :	388.00	408.00
	<ul style="list-style-type: none"> Price of Green Chillie decreased in both Dambulla and Narahenpita markets compared to yesterday due to favourable supply from Walapane and Matale areas. 	▼	Dambulla : 235.00 Narahenpita : 300.00	215.00 280.00	

Note: The above mentioned prices denote the **retail prices** reported as of today in relevant markets.



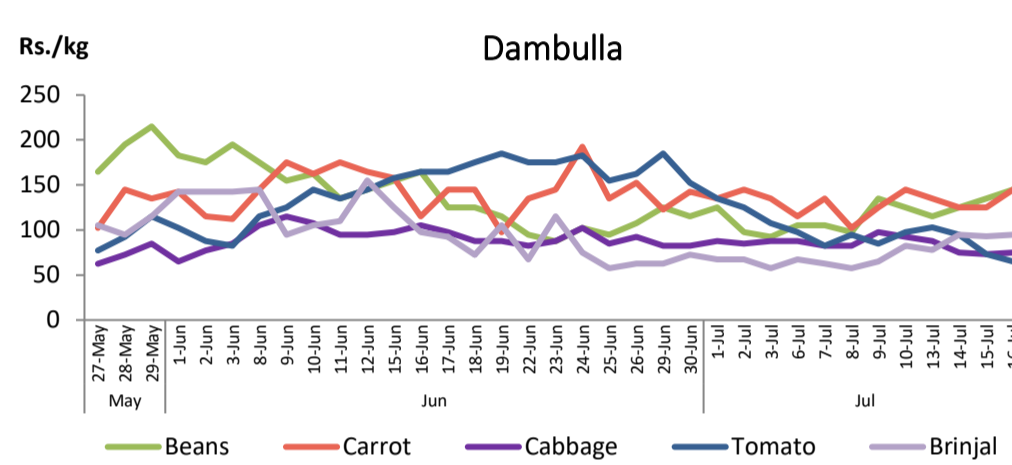
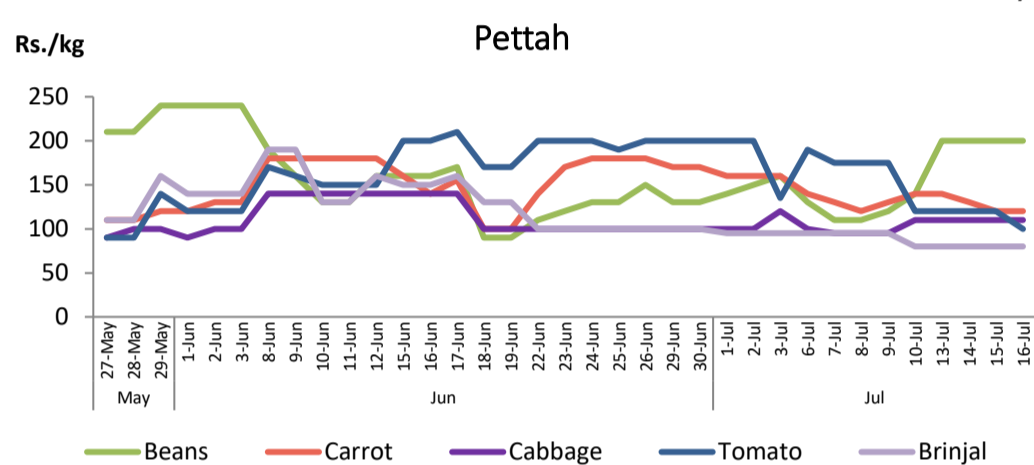
Statistics Department
Central Bank of Sri Lanka

Vegetables

Item	Wholesale Prices				Retail Prices					
	Pettah		Dambulla		Pettah		Dambulla		Narahenpita	
	Yesterday	Today	Yesterday	Today	Yesterday	Today	Yesterday	Today	Yesterday	Today
	Rs./kg		Rs./kg		Rs./kg		Rs./kg		Rs./kg	
Beans	150.00	150.00	120.00	125.00	200.00	200.00	135.00	145.00	180.00	160.00
Carrot	80.00	80.00	105.00	125.00	120.00	120.00	125.00	145.00	140.00	140.00
Cabbage	65.00	65.00	53.00	55.00	110.00	110.00	73.00	75.00	160.00	140.00
Tomato	95.00	65.00	53.00	45.00	120.00	100.00	73.00	65.00	160.00	120.00
Brinjal	50.00	50.00	73.00	75.00	80.00	80.00	93.00	95.00	120.00	120.00
Pumpkin	40.00	40.00	48.00	35.00	75.00	75.00	68.00	55.00	80.00	80.00
Snake gourd	75.00	70.00	43.00	38.00	120.00	110.00	63.00	58.00	160.00	140.00

■ Price increased by more than 5% compared to yesterday's price.
■ Price decreased by more than 5% compared to yesterday's price.

Daily Retail Prices

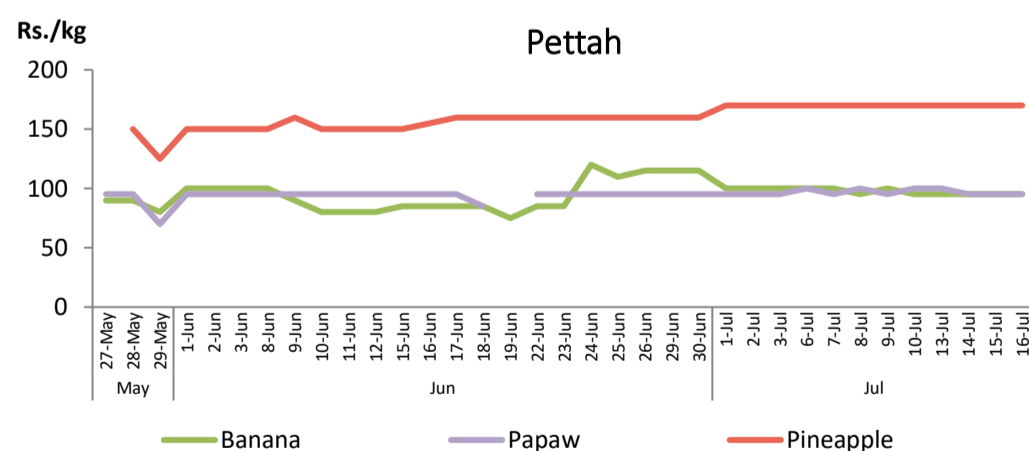


Fruits

Item	Wholesale Prices		Retail Prices			
	Pettah		Pettah		Narahenpita	
	Yesterday	Today	Yesterday	Today	Yesterday	Today
	Rs./kg		Rs./kg			
Banana (Sour)	60.00	60.00	95.00	95.00	130.00	130.00
Papaw	65.00	65.00	95.00	95.00	140.00	130.00
Pineapple	n.a.	n.a.	170.00	170.00	130.00	140.00
	Rs./Each		Rs./Each			
Apple (Imp)	n.a.	n.a.	53.00	51.00	n.a.	n.a.
Orange (Imp)	n.a.	n.a.	60.00	60.00	n.a.	n.a.

■ Price increased by more than 5% compared to yesterday's price.
■ Price decreased by more than 5% compared to yesterday's price.

Daily Retail Prices

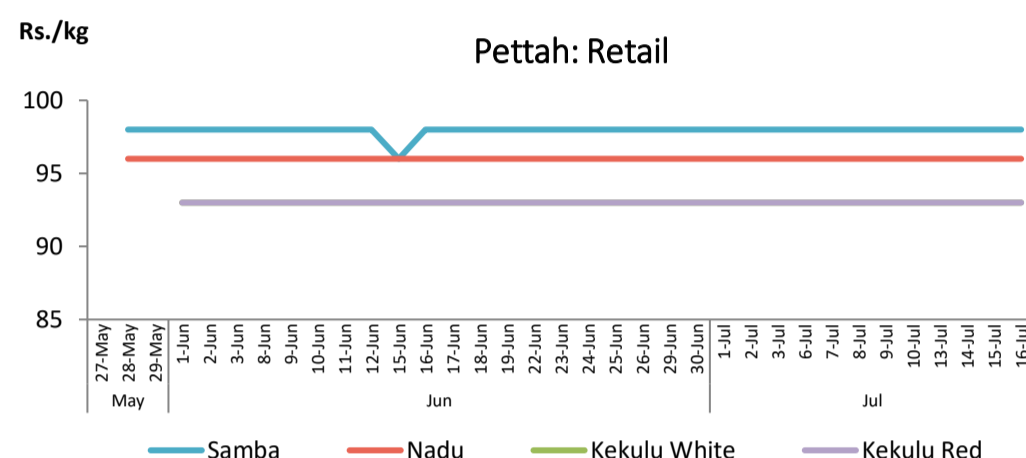
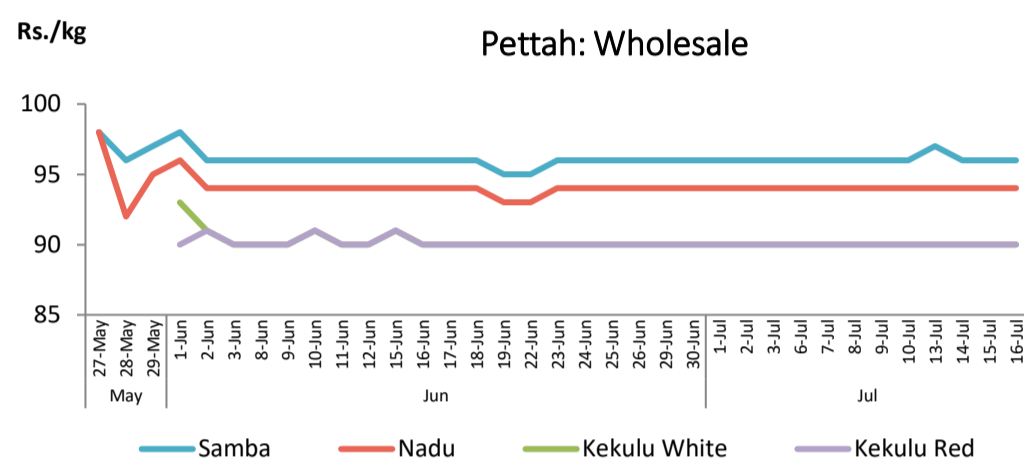


Rice

Item	Wholesale Prices				Retail Prices					
	Marandagamula		Pettah		Dambulla		Pettah		Narahenpita	
	Yesterday	Today	Yesterday	Today	Yesterday	Today	Yesterday	Today	Yesterday	Today
	Rs./kg		Rs./kg		Rs./kg		Rs./kg		Rs./kg	
Samba	94.00	93.00	96.00	96.00	98.00	98.00	98.00	98.00	98.00	98.00
Nadu	87.00	87.00	94.00	94.00	94.00	94.00	96.00	96.00	96.00	96.00
Kekulu White	88.00	87.00	90.00	90.00	87.00	87.00	93.00	93.00	93.00	93.00
Kekulu Red	90.00	89.00	90.00	90.00	92.00	92.00	93.00	93.00	93.00	93.00

■ Price increased by more than 5% compared to yesterday's price.
■ Price decreased by more than 5% compared to yesterday's price.

Daily Wholesale and Retail Prices

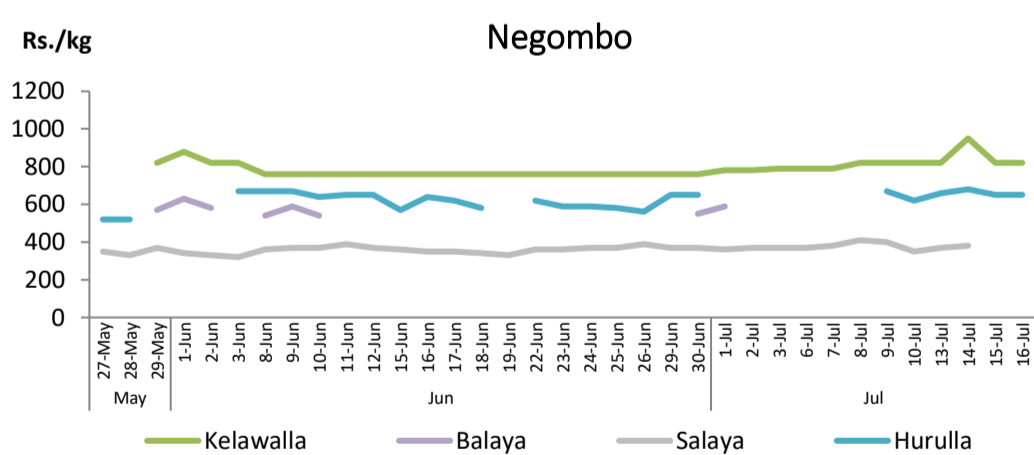
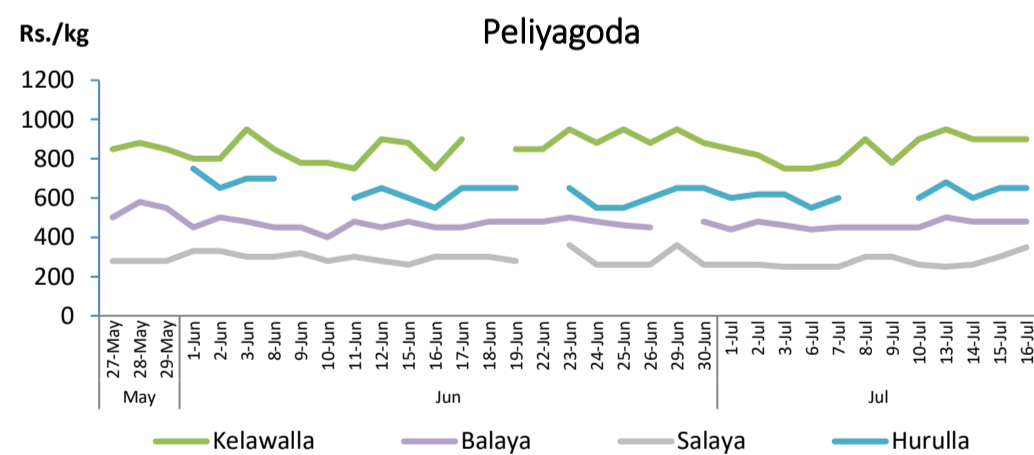


Fish

Item	Wholesale Prices				Retail Prices					
	Peliyagoda		Negombo		Peliyagoda		Negombo		Narahenpita	
	Yesterday	Today	Yesterday	Today	Yesterday	Today	Yesterday	Today	Yesterday	Today
	Rs./kg		Rs./kg		Rs./kg		Rs./kg		Rs./kg	
Kelawalla	600.00	600.00	580.00	580.00	900.00	900.00	820.00	820.00	960.00	890.00
Thalapath	900.00	900.00	720.00	n.a.	1,100.00	1,050.00	1,050.00	n.a.	880.00	960.00
Balaya	380.00	380.00	n.a.	n.a.	480.00	480.00	n.a.	n.a.	550.00	950.00
Paraw	650.00	650.00	670.00	650.00	950.00	950.00	1,100.00	980.00	860.00	680.00
Salaya	260.00	300.00	n.a.	300.00	300.00	350.00	n.a.	350.00	320.00	400.00
Hurulla	550.00	550.00	550.00	540.00	650.00	650.00	650.00	650.00	700.00	600.00

■ Price increased by more than 5% compared to yesterday's price.
■ Price decreased by more than 5% compared to yesterday's price.

Daily Retail Prices



Other

Item	Wholesale Prices				Retail Prices					
	Pettah		Dambulla		Pettah		Dambulla		Narahenpita	
	Yesterday	Today	Yesterday	Today	Yesterday	Today	Yesterday	Today	Yesterday	Today
	Rs./kg		Rs./kg		Rs./kg		Rs./kg		Rs./kg	
Red Onion (local)	160.00	160.00	138.00	115.00	200.00	200.00	148.00	125.00	240.00	240.00
Red Onion (Imp)	140.00	140.00	148.00	115.00	180.00	170.00	158.00	125.00	240.00	240.00
Big Onion (local)	n.a.	n.a.	n.a.	n.a.	n.a.	n.a.	n.a.	n.a.	n.a.	n.a.
Big Onion (Imp)	65.00	63.00	68.00	68.00	85.00	85.00	78.00	78.00	90.00	90.00
Potato (local)	205.00	210.00	203.00	208.00	230.00	225.00	213.00	218.00	240.00	240.00
Potato (Imp)	165.00	165.00			190.00	190.00			140.00	140.00
Dried Chillie (Imp)	390.00	390.00	378.00	398.00	420.00	420.00	388.00	408.00	520.00	520.00
Coconut (Rs./Nut)	n.a.	n.a.	53.00	54.00	60.00	60.00	58.00	59.00	70.00	70.00
Coconut oil (Rs./Ltr)	500.00	500.00			540.00	540.00			493.00	493.00
Dhal (Small)	140.00	140.00			150.00	150.00			160.00	160.00
Sugar	127.00	127.00			135.00	135.00			135.00	135.00
Egg (Rs./Each)	19.00	19.00			20.00	20.00			20.00	20.00
Katta	1,100.00	1,100.00			1,200.00	1,200.00			1,600.00	1,600.00
Sprat	600.00	600.00			650.00	650.00			750.00	750.00
Green Chillie	200.00	200.00	215.00	195.00	270.00	260.00	235.00	215.00	300.00	280.00
Lime	300.00	300.00	145.00	165.00	350.00	350.00	165.00	185.00	600.00	450.00

■ Price increased by more than 5% compared to yesterday's price.
■ Price decreased by more than 5% compared to yesterday's price.

Daily Retail Prices

