




Daily Price Report

A Summary of Price Developments - 14 July 2020

		Price (Rs./kg)		
		Yesterday	Today	
Vegetables 	<ul style="list-style-type: none"> Price of Beans increased in Dambulla market compared to yesterday due to low supply from Nuwara Eliya and Yatawatta areas. 	▲	Pettah : 115.00	125.00
	<ul style="list-style-type: none"> Price of Carrot decreased in Pettah, Dambulla and Narahenpita markets compared to yesterday due to favourable supply from Nuwara Eliya, Ragala and Kandapola areas. 	▼	Pettah : 140.00 Dambulla : 135.00 Narahenpita : 160.00	130.00 125.00 120.00
	<ul style="list-style-type: none"> Price of Tomato decreased in Dambulla market compared to yesterday due to favourable supply from Galenbindunuwewa and neighbouring areas of Dambulla. 	▼	Dambulla : 103.00	95.00
	<ul style="list-style-type: none"> Price of Brinjal increased in Dambulla market compared to yesterday due to low supply from Galenbindunuwewa area. 	▲	Dambulla : 78.00	95.00
Fish 	<ul style="list-style-type: none"> Prices of Hurulla decreased in Peliyagoda fish market compared to yesterday due to favourable supply from North Western and Northern coastal areas. 	▼	Peliyagoda : 680.00	600.00
	<ul style="list-style-type: none"> Prices of Kelawalla increased in Negombo fish market compared to yesterday due to low supply from Northern, Southern and Eastern coastal areas. 	▲	Negombo : 820.00	950.00
Other 	<ul style="list-style-type: none"> Price of Local Red Onion increased in Dambulla market compared to yesterday due to low supply from Jaffna and Puttalam area. 	▲	Dambulla : 140.00	178.00
	<ul style="list-style-type: none"> Price of Imported Big Onion increased in Dambulla market compared to yesterday due to low availability of Pakistan variety. 	▲	Dambulla : 73.00	79.00
	<ul style="list-style-type: none"> Price of Lime increased in Dambulla market compared to yesterday due to low supply from Bibile area. 	▲	Dambulla : 215.00	235.00

Note: The above mentioned prices denote the **retail prices** reported as of today in relevant markets.

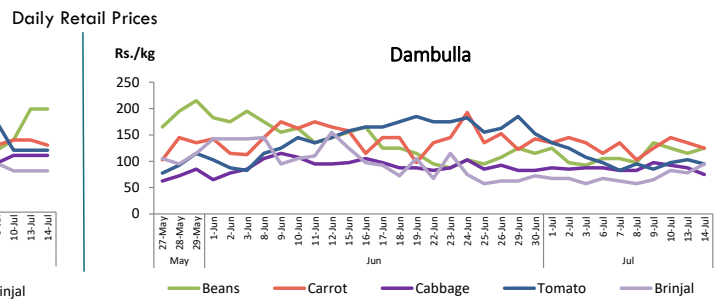
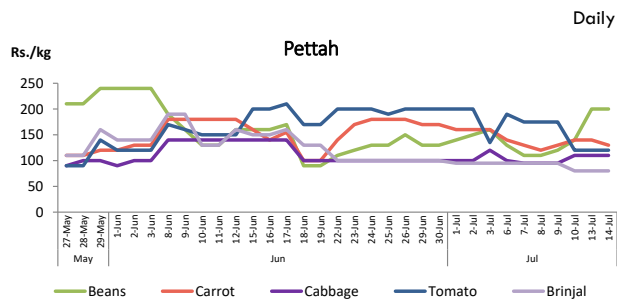


Statistics Department
Central Bank of Sri Lanka

Vegetables

Item	Wholesale Prices				Retail Prices					
	Pettah		Dambulla		Pettah		Dambulla		Narahenpita	
	Yesterday	Today	Yesterday	Today	Yesterday	Today	Yesterday	Today	Yesterday	Today
	Rs./kg		Rs./kg		Rs./kg		Rs./kg		Rs./kg	
Beans	150.00	150.00	95.00	105.00	200.00	200.00	115.00	125.00	160.00	140.00
Carrot	100.00	80.00	115.00	105.00	140.00	130.00	135.00	125.00	160.00	120.00
Cabbage	65.00	65.00	68.00	55.00	110.00	110.00	88.00	75.00	140.00	160.00
Tomato	95.00	95.00	83.00	75.00	120.00	120.00	103.00	95.00	140.00	160.00
Brinjal	50.00	50.00	58.00	75.00	80.00	80.00	78.00	95.00	120.00	120.00
Pumpkin	40.00	40.00	48.00	43.00	75.00	75.00	68.00	63.00	100.00	100.00
Snake gourd	75.00	75.00	48.00	43.00	120.00	120.00	68.00	63.00	140.00	140.00

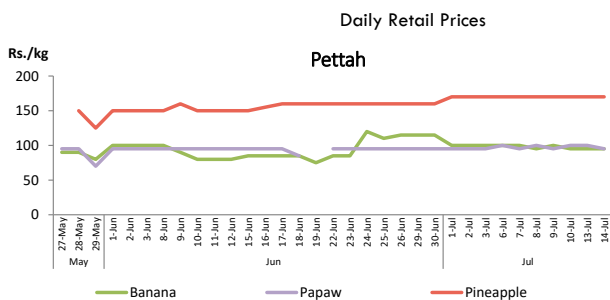
■ Price increased by more than 5% compared to yesterday's price.
■ Price decreased by more than 5% compared to yesterday's price.



Fruits

Item	Wholesale Prices		Retail Prices			
	Pettah		Pettah		Narahenpita	
	Yesterday	Today	Yesterday	Today	Yesterday	Today
Banana (Sour)	60.00	60.00	95.00	95.00	130.00	130.00
Papaw	70.00	65.00	100.00	95.00	120.00	130.00
Pineapple	n.a.	n.a.	170.00	170.00	130.00	140.00
	Rs./Each		Rs./Each			
Apple (Imp)	n.a.	n.a.	53.00	51.00	n.a.	n.a.
Orange (Imp)	n.a.	n.a.	60.00	60.00	n.a.	n.a.

■ Price increased by more than 5% compared to yesterday's price.
■ Price decreased by more than 5% compared to yesterday's price.

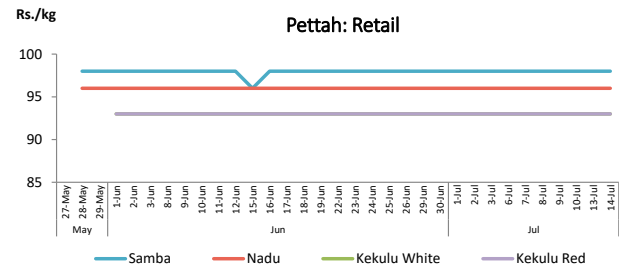
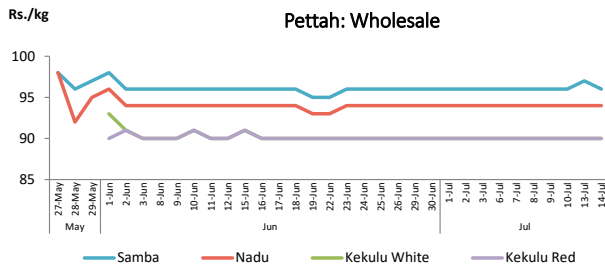


Rice

Item	Wholesale Prices				Retail Prices					
	Marandagamulla		Pettah		Dambulla		Pettah		Narahenpita	
	Yesterday	Today	Yesterday	Today	Yesterday	Today	Yesterday	Today	Yesterday	Today
	Rs./kg		Rs./kg		Rs./kg		Rs./kg		Rs./kg	
Samba	94.00	93.00	97.00	96.00	98.00	98.00	98.00	98.00	98.00	98.00
Nadu	87.00	87.00	94.00	94.00	94.00	94.00	96.00	96.00	96.00	96.00
Kekulu White	88.00	88.00	90.00	90.00	87.00	87.00	93.00	93.00	93.00	93.00
Kekulu Red	91.00	90.00	90.00	90.00	92.00	92.00	93.00	93.00	93.00	93.00

■ Price increased by more than 5% compared to yesterday's price.
■ Price decreased by more than 5% compared to yesterday's price.

Daily Wholesale and Retail Prices

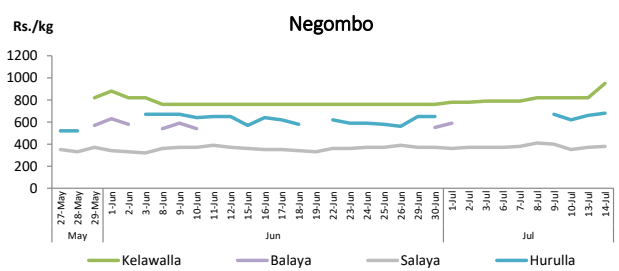
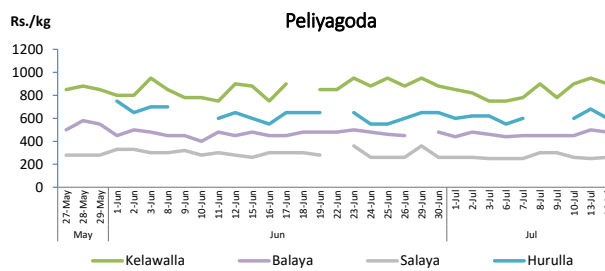


Fish

Item	Wholesale Prices				Retail Prices					
	Peliyagoda		Negombo		Peliyagoda		Negombo		Narahenpita	
	Yesterday	Today	Yesterday	Today	Yesterday	Today	Yesterday	Today	Yesterday	Today
	Rs./kg		Rs./kg		Rs./kg		Rs./kg		Rs./kg	
Kelawalla	650.00	600.00	570.00	600.00	950.00	900.00	820.00	950.00	940.00	960.00
Thalapath	880.00	830.00	1,000.00	950.00	1,000.00	1,000.00	1,100.00	1,200.00	850.00	860.00
Balaya	400.00	380.00	n.a.	380.00	500.00	480.00	n.a.	550.00	500.00	550.00
Paraw	650.00	650.00	660.00	680.00	950.00	950.00	1,100.00	1,150.00	880.00	860.00
Salaya	200.00	220.00	310.00	300.00	250.00	260.00	370.00	380.00	350.00	320.00
Hurulla	600.00	500.00	550.00	550.00	680.00	600.00	660.00	680.00	720.00	700.00

■ Price increased by more than 5% compared to yesterday's price.
■ Price decreased by more than 5% compared to yesterday's price.

Daily Retail Prices



Other

Item	Wholesale Prices				Retail Prices					
	Pettah		Dambulla		Pettah		Dambulla		Narahenpita	
	Yesterday	Today	Yesterday	Today	Yesterday	Today	Yesterday	Today	Yesterday	Today
	Rs./kg	Rs./kg	Rs./kg	Rs./kg	Rs./kg	Rs./kg	Rs./kg	Rs./kg	Rs./kg	Rs./kg
Red Onion (local)	160.00	160.00	130.00	168.00	200.00	200.00	140.00	178.00	240.00	240.00
Red Onion (Imp)	140.00	140.00	143.00	138.00	180.00	180.00	153.00	148.00	240.00	240.00
Big Onion (local)	n.a.	n.a.	n.a.	n.a.	n.a.	n.a.	n.a.	n.a.	n.a.	n.a.
Big Onion (Imp)	68.00	68.00	63.00	69.00	85.00	85.00	73.00	79.00	80.00	90.00
Potato (local)	200.00	200.00	n.a.	n.a.	220.00	220.00	n.a.	n.a.	220.00	220.00
Potato (Imp)	165.00	165.00			180.00	180.00			120.00	120.00
Dried Chillie (Imp)	390.00	390.00	388.00	398.00	420.00	420.00	398.00	408.00	500.00	520.00
Coconut (Rs./Nut)	n.a.	n.a.	54.00	54.00	60.00	60.00	59.00	59.00	70.00	70.00
Coconut oil (Rs./Ltr)	500.00	500.00			540.00	540.00			493.00	493.00
Dhal (Small)	140.00	140.00			150.00	150.00			160.00	160.00
Sugar	127.00	127.00			135.00	135.00			135.00	135.00
Egg (Rs./Each)	19.00	19.00			20.00	20.00			20.00	20.00
Katta	1,100.00	1,100.00			1,200.00	1,200.00			1,600.00	1,600.00
Sprat	600.00	600.00			650.00	650.00			750.00	750.00
Green Chillie	200.00	200.00	205.00	215.00	270.00	270.00	225.00	235.00	300.00	280.00
Lime	300.00	300.00	195.00	215.00	375.00	375.00	215.00	235.00	500.00	500.00

■ Price increased by more than 5% compared to yesterday's price.
■ Price decreased by more than 5% compared to yesterday's price.

Daily Retail Prices

