



Daily Price Report

A Summary of Price Developments - 3 July 2020

		Price (Rs./kg)		
		Yesterday	Today	
Vegetables 	<ul style="list-style-type: none"> Price of Beans increased in Pettah and Narahenpita markets compared to yesterday due to low supply from Welimada area. 	▲	Pettah : 150.00 Narahenpita : 140.00	160.00 160.00
	<ul style="list-style-type: none"> Price of Carrot decreased in both Dambulla and Narahenpita markets compared to yesterday due to availability of low quality varieties from Hanguranketha area. 	▼	Dambulla : 145.00 Narahenpita : 180.00	135.00 160.00
	<ul style="list-style-type: none"> Price of Cabbage increased in Pettah market compared to yesterday due to low supply from Puttalam area. 	▲	Pettah : 100.00	120.00
	<ul style="list-style-type: none"> Price of Tomato declined in both Pettah and Dambulla markets compared to yesterday due to favourable supply from Embilipitiya and Nuwara Eliya areas, respectively. 	▼	Pettah : 200.00 Dambulla : 125.00	135.00 108.00
Other 	<ul style="list-style-type: none"> Price of Coconut declined in Dambulla market compared to yesterday due to favourable supply from Kurunegala, Melsiripura and Kuliyapitiya areas. 	▼	Dambulla : 64.00	58.00
	<ul style="list-style-type: none"> Price of Green Chillie increased in Dambulla market compared to yesterday due to availability of high quality variety from Anuradhapura and Dambulla neighbouring areas. 	▲	Dambulla : 165.00	215.00

Note: The above mentioned prices denote the **retail prices** reported as of today in relevant markets.



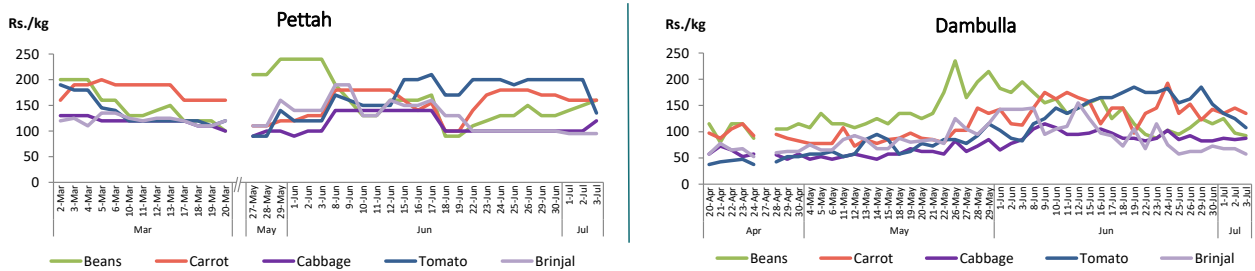
Statistics Department
Central Bank of Sri Lanka

Vegetables

Item	Wholesale Prices				Retail Prices					
	Pettah		Dambulla		Pettah		Dambulla		Narahenpita	
	Yesterday	Today	Yesterday	Today	Yesterday	Today	Yesterday	Today	Yesterday	Today
	Rs./kg		Rs./kg		Rs./kg		Rs./kg		Rs./kg	
Beans	110.00	120.00	78.00	73.00	150.00	160.00	98.00	93.00	140.00	160.00
Carrot	140.00	140.00	125.00	115.00	160.00	160.00	145.00	135.00	180.00	160.00
Cabbage	60.00	75.00	65.00	68.00	100.00	120.00	85.00	88.00	140.00	140.00
Tomato	145.00	100.00	105.00	88.00	200.00	135.00	125.00	108.00	200.00	200.00
Brinjal	60.00	60.00	48.00	38.00	95.00	95.00	68.00	58.00	100.00	100.00
Pumpkin	30.00	30.00	23.00	33.00	55.00	55.00	43.00	53.00	80.00	80.00
Snake gourd	75.00	75.00	45.00	43.00	120.00	120.00	65.00	63.00	120.00	120.00

■ Price increased by more than 5% compared to yesterday's price.
■ Price decreased by more than 5% compared to yesterday's price.

Daily Retail Prices



Note:

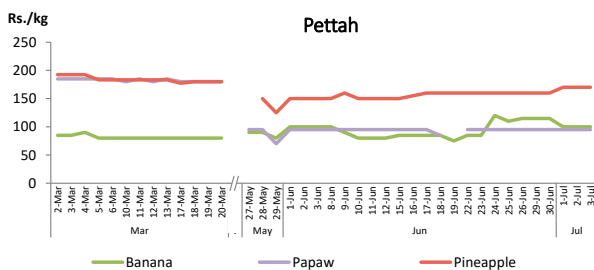
In Pettah market, retail trade activities were not carried out from 27th March 2020 to 26th May 2020.

Fruits

Item	Wholesale Prices		Retail Prices			
	Pettah		Pettah		Narahenpita	
	Yesterday	Today	Yesterday	Today	Yesterday	Today
Banana (Sour)	60.00	60.00	100.00	100.00	130.00	130.00
Papaw	70.00	70.00	95.00	95.00	110.00	120.00
Pineapple	n.a.	n.a.	170.00	170.00	130.00	140.00
	Rs./Each		Rs./Each			
Apple (Imp)	n.a.	n.a.	55.00	55.00	n.a.	n.a.
Orange (Imp)	n.a.	n.a.	60.00	60.00	n.a.	n.a.

■ Price increased by more than 5% compared to yesterday's price.
■ Price decreased by more than 5% compared to yesterday's price.

Daily Retail Prices



Note:

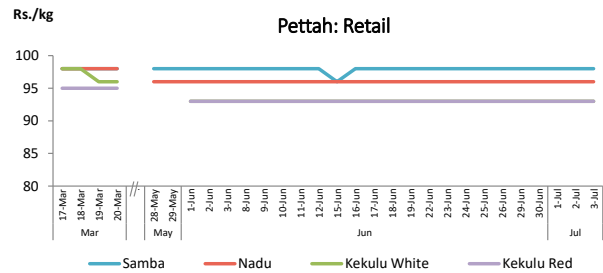
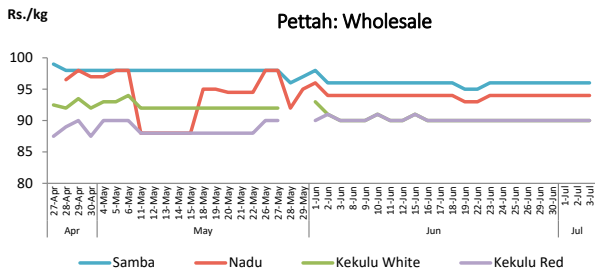
In Pettah market, retail trade activities were not carried out from 27th March 2020 to 26th May 2020.

Rice

Item	Wholesale Prices				Retail Prices					
	Marandagamulla		Pettah		Dambulla		Pettah		Narahenpita	
	Yesterday	Today	Yesterday	Today	Yesterday	Today	Yesterday	Today	Yesterday	Today
	Rs./kg		Rs./kg		Rs./kg		Rs./kg		Rs./kg	
Samba	94.00	94.00	96.00	96.00	98.00	98.00	98.00	98.00	98.00	98.00
Nadu	87.00	87.00	94.00	94.00	95.00	95.00	96.00	96.00	96.00	96.00
Kekulu White	88.00	88.00	90.00	90.00	90.00	90.00	93.00	93.00	93.00	93.00
Kekulu Red	91.00	91.00	90.00	90.00	92.00	92.00	93.00	93.00	93.00	93.00

■ Price increased by more than 5% compared to yesterday's price.
■ Price decreased by more than 5% compared to yesterday's price.

Daily Wholesale and Retail Prices



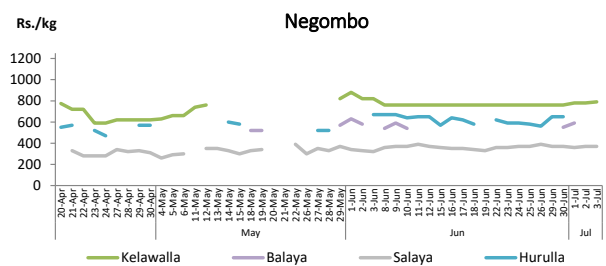
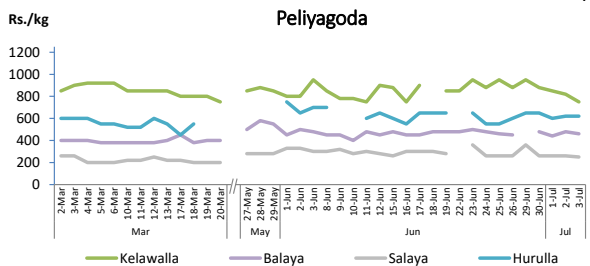
Note:
In Pettah market, retail trade activities were not carried out from 27th March 2020 to 27th May 2020.

Fish

Item	Wholesale Prices				Retail Prices					
	Peliyagoda		Negombo		Peliyagoda		Negombo		Narahenpita	
	Yesterday	Today	Yesterday	Today	Yesterday	Today	Yesterday	Today	Yesterday	Today
	Rs./kg		Rs./kg		Rs./kg		Rs./kg		Rs./kg	
Kelawalla	520.00	450.00	540.00	560.00	820.00	750.00	780.00	790.00	690.00	690.00
Thalapath	850.00	850.00	860.00	n.a.	1,000.00	1,000.00	1,020.00	n.a.	800.00	860.00
Balaya	380.00	360.00	n.a.	n.a.	480.00	460.00	n.a.	n.a.	350.00	360.00
Paraw	700.00	680.00	710.00	710.00	1,000.00	980.00	1,150.00	1,200.00	650.00	640.00
Salaya	220.00	200.00	310.00	310.00	260.00	250.00	370.00	370.00	300.00	280.00
Hurulla	520.00	520.00	520.00	n.a.	620.00	620.00	620.00	n.a.	600.00	600.00

■ Price increased by more than 5% compared to yesterday's price.
■ Price decreased by more than 5% compared to yesterday's price.

Daily Retail Prices



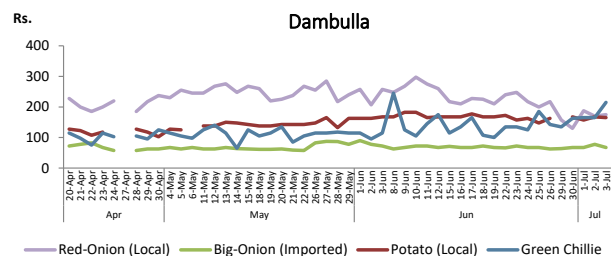
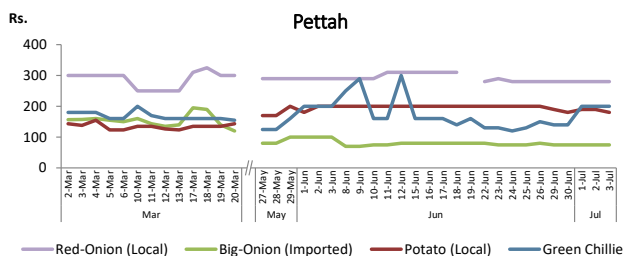
Note:
Prices of Negombo fish market were obtained from the outlet of Ceylon Fisheries Corporation in Negombo.
In Peliyagoda fish market, retail trade activities were not carried out from 20th March 2020 to 26th March 2020, from 31st March 2020 to 17th April 2020 and from 22nd April 2020 to 26th May 2020.

Other

Item	Wholesale Prices				Retail Prices					
	Pettah		Dambulla		Pettah		Dambulla		Narahenpita	
	Yesterday	Today	Yesterday	Today	Yesterday	Today	Yesterday	Today	Yesterday	Today
	Rs./kg	Rs./kg	Rs./kg	Rs./kg	Rs./kg	Rs./kg	Rs./kg	Rs./kg	Rs./kg	Rs./kg
Red-Onion (local)	260.00	260.00	160.00	165.00	280.00	280.00	170.00	175.00	340.00	340.00
Red-Onion (Imp)	230.00	230.00	195.00	195.00	260.00	260.00	205.00	205.00	n.a.	n.a.
Big-Onion (local)	n.a.	n.a.	n.a.	n.a.	n.a.	n.a.	n.a.	n.a.	n.a.	n.a.
Big-Onion (Imp)	58.00	60.00	58.00	58.00	75.00	75.00	78.00	68.00	80.00	80.00
Potato (local)	150.00	150.00	158.00	155.00	190.00	180.00	168.00	165.00	200.00	200.00
Potato (Imp)	100.00	100.00			125.00	120.00			140.00	140.00
Dried Chillie (Imp)	400.00	400.00	393.00	395.00	440.00	440.00	403.00	405.00	480.00	480.00
Coconut (Rs./Nut)	n.a.	n.a.	59.00	53.00	73.00	60.00	64.00	58.00	73.00	73.00
Coconut oil (Rs./Ltr)	500.00	500.00			540.00	540.00			507.00	507.00
Dhal (Small)	140.00	140.00			150.00	150.00			160.00	160.00
Sugar	127.00	127.00			135.00	135.00			135.00	135.00
Egg (Rs./Each)	19.00	19.00			20.00	20.00			20.00	20.00
Katta	1,100.00	1,100.00			1,200.00	1,200.00			1,600.00	1,600.00
Sprat	600.00	600.00			650.00	650.00			800.00	800.00
Green Chillie	150.00	150.00	145.00	195.00	200.00	200.00	165.00	215.00	280.00	280.00
Lime	325.00	325.00	255.00	245.00	425.00	425.00	275.00	265.00	600.00	600.00

■ Price increased by more than 5% compared to yesterday's price.
■ Price decreased by more than 5% compared to yesterday's price.

Daily Retail Prices



Note:

In Pettah market, retail trade activities were not carried out from 27th March 2020 to 26th May 2020.