

# Daily Price Report

## A Summary of Price Developments - 2 July 2020

				Price (Rs./kg)	
				Yesterday	Today
<b>Vegetables</b> 	<ul style="list-style-type: none"> <li>Price of <b>Beans increased</b> in <b>Pettah</b> market compared to yesterday due to <b>low supply</b> from <b>Welimada</b> area.</li> </ul>	▲	Pettah :	140.00	150.00
	<ul style="list-style-type: none"> <li>Price of <b>Beans declined</b> in both <b>Dambulla</b> and <b>Narahenpita</b> markets compared to yesterday due to <b>favourable supply</b> from <b>Nuwara Eliya</b> and <b>Matale</b> areas.</li> </ul>	▼	Dambulla : Narahenpita :	125.00 160.00	98.00 140.00
	<ul style="list-style-type: none"> <li>Price of <b>Carrot increased</b> further in <b>Dambulla</b> market compared to yesterday due to <b>low supply</b> from <b>Nuwara Eliya</b> area.</li> </ul>	▲	Dambulla :	135.00	145.00
	<ul style="list-style-type: none"> <li>Price of <b>Tomato declined</b> in both <b>Dambulla</b> and <b>Narahenpita</b> markets compared to yesterday due to <b>favourable supply</b> from <b>Laggala</b> and <b>Dambulla</b> areas.</li> </ul>	▼	Dambulla : Narahenpita :	135.00 240.00	125.00 200.00
<b>Other</b> 	<ul style="list-style-type: none"> <li>Price of <b>Local Red Onion declined</b> further in both <b>Dambulla</b> and <b>Narahenpita</b> markets compared to yesterday due to <b>favourable supply</b> from <b>Jaffna</b> and <b>Puttalam</b> areas.</li> </ul>	▼	Dambulla : Narahenpita :	188.00 360.00	170.00 340.00
	<ul style="list-style-type: none"> <li>Price of <b>Imported Big Onion increased</b> in <b>Dambulla</b> market compared to yesterday due to <b>low availability</b> of <b>Pakistan variety</b>.</li> </ul>	▲	Dambulla :	68.00	78.00
	<ul style="list-style-type: none"> <li>Price of <b>Lime declined</b> in all three markets compared to yesterday due to <b>favourable supply</b> from <b>Bibile</b> area.</li> </ul>	▼	Pettah : Dambulla : Narahenpita :	475.00 295.00 650.00	425.00 275.00 600.00

Note: The above mentioned prices denote the **retail prices** reported as of today in relevant markets.

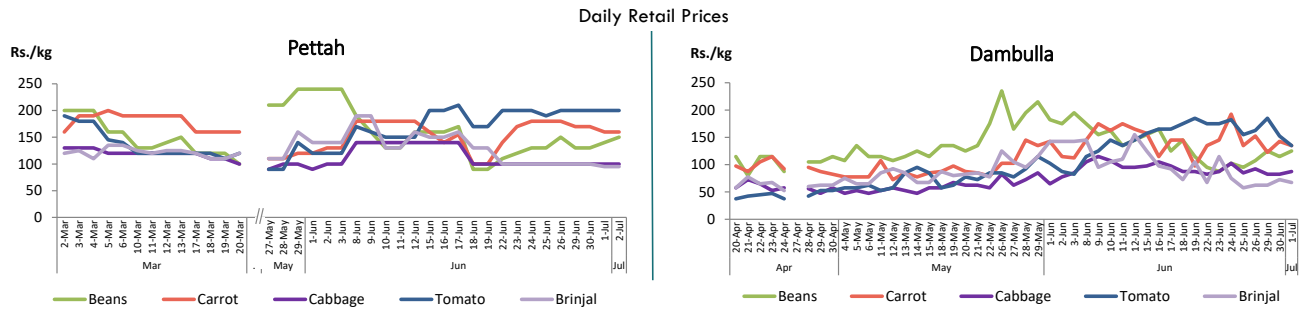


Statistics Department  
Central Bank of Sri Lanka

Vegetables

Item	Wholesale Prices				Retail Prices					
	Pettah		Dambulla		Pettah		Dambulla		Narahenpita	
	Yesterday	Today	Yesterday	Today	Yesterday	Today	Yesterday	Today	Yesterday	Today
Beans	100.00	110.00	115.00	78.00	140.00	150.00	125.00	98.00	160.00	140.00
Carrot	145.00	140.00	115.00	125.00	160.00	160.00	135.00	145.00	180.00	180.00
Cabbage	60.00	60.00	68.00	65.00	100.00	100.00	88.00	85.00	160.00	140.00
Tomato	145.00	145.00	115.00	105.00	200.00	200.00	135.00	125.00	240.00	200.00
Brinjal	65.00	60.00	48.00	48.00	95.00	95.00	68.00	68.00	120.00	100.00
Pumpkin	30.00	30.00	23.00	23.00	55.00	55.00	43.00	43.00	80.00	80.00
Snake gourd	75.00	75.00	43.00	45.00	120.00	120.00	63.00	65.00	140.00	120.00

■ Price increased by more than 5% compared to yesterday's price.  
■ Price decreased by more than 5% compared to yesterday's price.

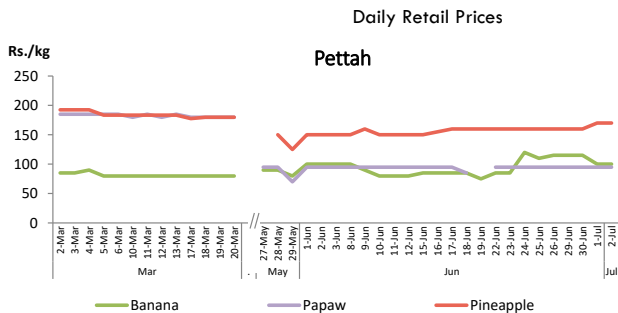


Note: In Pettah market, retail trade activities were not carried out from 27<sup>th</sup> March 2020 to 26<sup>th</sup> May 2020.

Fruits

Item	Wholesale Prices		Retail Prices			
	Pettah		Pettah		Narahenpita	
	Yesterday	Today	Yesterday	Today	Yesterday	Today
Banana (Sour)	60.00	60.00	100.00	100.00	130.00	130.00
Papaw	70.00	70.00	95.00	95.00	110.00	110.00
Pineapple	n.a.	n.a.	170.00	170.00	150.00	130.00
Apple (Imp)	n.a.	n.a.	58.00	55.00	n.a.	n.a.
Orange (Imp)	n.a.	n.a.	53.00	60.00	n.a.	n.a.

■ Price increased by more than 5% compared to yesterday's price.  
■ Price decreased by more than 5% compared to yesterday's price.



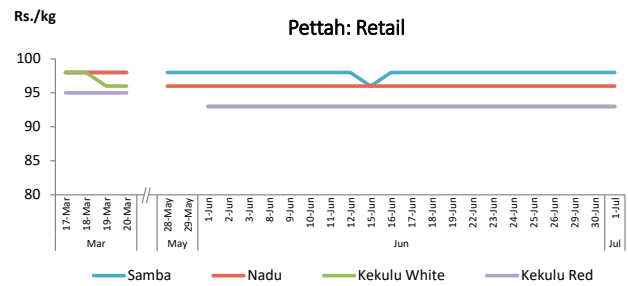
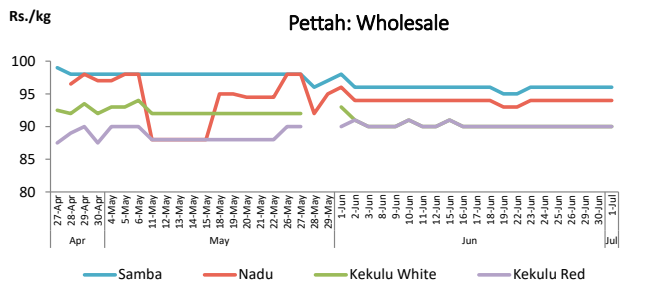
Note: In Pettah market, retail trade activities were not carried out from 27<sup>th</sup> March 2020 to 26<sup>th</sup> May 2020.

Rice

Item	Wholesale Prices				Retail Prices					
	Marandagamula		Pettah		Dambulla		Pettah		Narahenpita	
	Yesterday	Today	Yesterday	Today	Yesterday	Today	Yesterday	Today	Yesterday	Today
	Rs./kg		Rs./kg		Rs./kg		Rs./kg		Rs./kg	
Samba	94.00	94.00	96.00	96.00	98.00	98.00	98.00	98.00	98.00	98.00
Nadu	88.00	87.00	94.00	94.00	95.00	95.00	96.00	96.00	98.00	96.00
Kekulu White	88.00	88.00	90.00	90.00	90.00	90.00	93.00	93.00	93.00	93.00
Kekulu Red	91.00	91.00	90.00	90.00	92.00	92.00	93.00	93.00	93.00	93.00

■ Price increased by more than 5% compared to yesterday's price.  
■ Price decreased by more than 5% compared to yesterday's price.

Daily Wholesale and Retail Prices



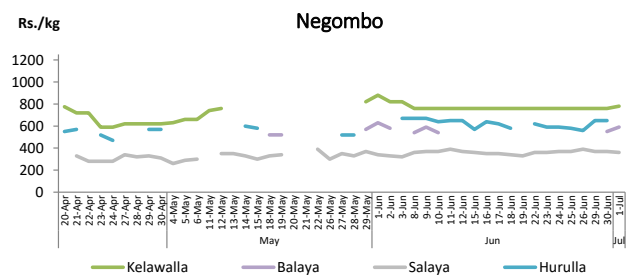
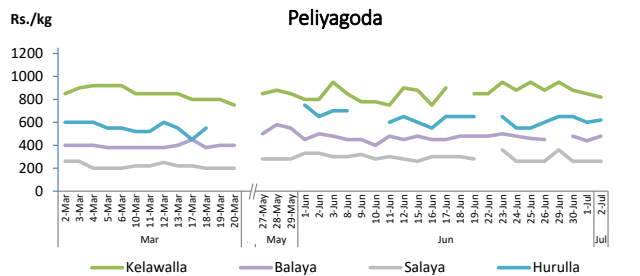
Note:  
In Pettah market, retail trade activities were not carried out from 27<sup>th</sup> March 2020 to 27<sup>th</sup> May 2020.

Fish

Item	Wholesale Prices				Retail Prices					
	Peliyagoda		Negombo		Peliyagoda		Negombo		Narahenpita	
	Yesterday	Today	Yesterday	Today	Yesterday	Today	Yesterday	Today	Yesterday	Today
	Rs./kg		Rs./kg		Rs./kg		Rs./kg		Rs./kg	
Kelawalla	550.00	520.00	540.00	540.00	850.00	820.00	780.00	780.00	690.00	690.00
Thalopath	800.00	850.00	860.00	860.00	950.00	1,000.00	1,020.00	1,020.00	750.00	800.00
Balaya	340.00	380.00	480.00	n.a.	440.00	480.00	590.00	n.a.	350.00	350.00
Paraw	700.00	700.00	710.00	710.00	1,000.00	1,000.00	1,200.00	1,150.00	650.00	650.00
Salaya	230.00	220.00	310.00	310.00	260.00	260.00	360.00	370.00	300.00	300.00
Hurulla	500.00	520.00	n.a.	520.00	600.00	620.00	n.a.	620.00	500.00	600.00

■ Price increased by more than 5% compared to yesterday's price.  
■ Price decreased by more than 5% compared to yesterday's price.

Daily Retail Prices



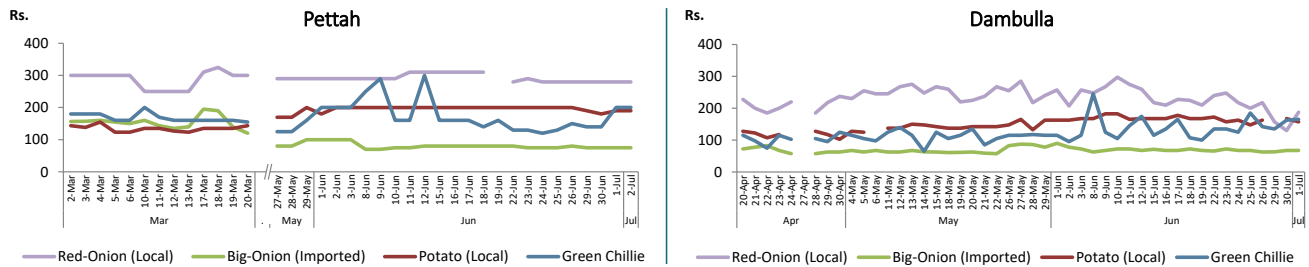
Note:  
Prices of Negombo fish market were obtained from the outlet of Ceylon Fisheries Corporation.  
In Peliyagoda fish market, retail trade activities were not carried out from 20<sup>th</sup> March 2020 to 26<sup>th</sup> March 2020, from 31<sup>st</sup> March 2020 to 17<sup>th</sup> April 2020 and from 22<sup>nd</sup> April 2020 to 26<sup>th</sup> May 2020.

Other

Item	Wholesale Prices				Retail Prices					
	Pettah		Dambulla		Pettah		Dambulla		Narahenpita	
	Yesterday	Today	Yesterday	Today	Yesterday	Today	Yesterday	Today	Yesterday	Today
	Rs./kg		Rs./kg		Rs./kg		Rs./kg		Rs./kg	
Red-Onion (local)	260.00	260.00	178.00	160.00	280.00	280.00	188.00	170.00	360.00	340.00
Red-Onion (Imp)	230.00	230.00	218.00	195.00	260.00	260.00	228.00	205.00	n.a.	n.a.
Big-Onion (local)	n.a.	n.a.	n.a.	n.a.	n.a.	n.a.	n.a.	n.a.	n.a.	n.a.
Big-Onion (Imp)	58.00	58.00	58.00	58.00	75.00	75.00	68.00	78.00	80.00	80.00
Potato (local)	150.00	150.00	148.00	158.00	190.00	190.00	158.00	168.00	200.00	200.00
Potato (Imp)	100.00	100.00			125.00	125.00			130.00	140.00
Dried Chillie (Imp)	400.00	400.00	398.00	393.00	440.00	440.00	408.00	403.00	480.00	480.00
Coconut (Rs./Nut)	n.a.	n.a.	54.00	59.00	58.00	73.00	59.00	64.00	65.00	73.00
Coconut oil (Rs./Ltr)	500.00	500.00			540.00	540.00			507.00	507.00
Dhal (Small)	140.00	140.00			150.00	150.00			160.00	160.00
Sugar	127.00	127.00			135.00	135.00			135.00	135.00
Egg (Rs./Each)	19.00	19.00			20.00	20.00			20.00	20.00
Katta	1,100.00	1,100.00			1,200.00	1,200.00			1,500.00	1,600.00
Sprat	600.00	600.00			650.00	650.00			800.00	800.00
Green Chillie	150.00	150.00	145.00	145.00	200.00	200.00	165.00	165.00	240.00	280.00
Lime	325.00	325.00	275.00	255.00	475.00	425.00	295.00	275.00	650.00	600.00

■ Price increased by more than 5% compared to yesterday's price.  
■ Price decreased by more than 5% compared to yesterday's price.

Daily Retail Prices



Note:  
In Pettah market, retail trade activities were not carried out from 27<sup>th</sup> March 2020 to 26<sup>th</sup> May 2020.