





Daily Price Report

A Summary of Price Developments - 1 July 2020

				Price (Rs./kg)	
				Yesterday	Today
Vegetables 	<ul style="list-style-type: none"> Price of Beans increased in both Pettah and Dambulla markets compared to yesterday due to low supply from Welimada and Pussellawa areas. 	▲	Pettah : Dambulla :	130.00 115.00	140.00 125.00
	<ul style="list-style-type: none"> Price of Carrot declined in both Pettah and Dambulla market compared to yesterday due to favourable supply from Pussellawa, Nuwara Eliya and Ragala areas. 	▼	Pettah : Dambulla :	170.00 143.00	160.00 135.00
	<ul style="list-style-type: none"> Price of Tomato declined further in Dambulla market compared to yesterday due to favourable supply from Sooriyawewa, Hambantota and Galenbindunuwewa areas. 	▼	Dambulla :	153.00	135.00
Fruits 	<ul style="list-style-type: none"> Price of Pineapple increased in both Pettah and Narahenpita markets compared to yesterday due to availability of high-quality varieties from Gampaha, Belummahara and Dompe areas. 	▲	Pettah : Narahenpita :	160.00 130.00	170.00 150.00
Fish 	<ul style="list-style-type: none"> Prices of most fish varieties declined in Peliyagoda fish market and Narahenpita market compared to yesterday due to favourable supply from Northern, Southern and Eastern coastal areas. 				
Other 	<ul style="list-style-type: none"> Price of Local Red Onion increased in both Dambulla and Narahenpita markets compared to yesterday due to low supply from Jaffna and Vavuniya areas. 	▲	Dambulla : Narahenpita :	130.00 320.00	188.00 360.00
	<ul style="list-style-type: none"> Price of Imported Red Onion increased in Dambulla market compared to yesterday due to low availability of Pakistan variety. 	▲	Dambulla :	208.00	228.00
	<ul style="list-style-type: none"> Price of Green Chillie increased in Pettah market compared to yesterday due to low supply from Jaffna and Puttalam areas. 	▲	Pettah :	140.00	200.00

Note: The above mentioned prices denote the **retail prices** reported as of today in relevant markets.

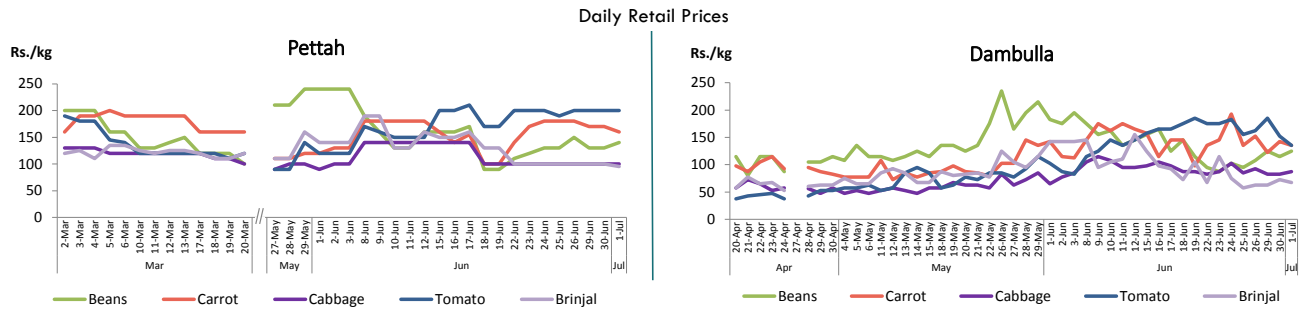


Statistics Department
Central Bank of Sri Lanka

Vegetables

Item	Wholesale Prices				Retail Prices					
	Pettah		Dambulla		Pettah		Dambulla		Narahenpita	
	Yesterday	Today	Yesterday	Today	Yesterday	Today	Yesterday	Today	Yesterday	Today
	Rs./kg		Rs./kg		Rs./kg		Rs./kg		Rs./kg	
Beans	90.00	100.00	95.00	115.00	130.00	140.00	115.00	125.00	160.00	160.00
Carrot	145.00	145.00	123.00	115.00	170.00	160.00	143.00	135.00	180.00	180.00
Cabbage	60.00	60.00	63.00	68.00	100.00	100.00	83.00	88.00	140.00	160.00
Tomato	150.00	145.00	133.00	115.00	200.00	200.00	153.00	135.00	240.00	240.00
Brinjal	70.00	65.00	53.00	48.00	100.00	95.00	73.00	68.00	100.00	120.00
Pumpkin	30.00	30.00	43.00	23.00	50.00	55.00	63.00	43.00	80.00	80.00
Snake gourd	75.00	75.00	53.00	43.00	120.00	120.00	73.00	63.00	120.00	140.00

■ Price increased by more than 5% compared to yesterday's price.
■ Price decreased by more than 5% compared to yesterday's price.

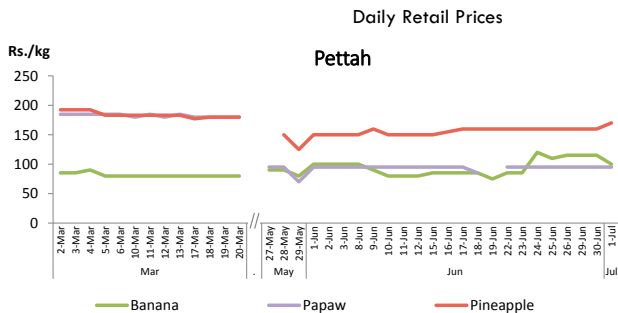


Note: In Pettah market, retail trade activities were not carried out from 27th March 2020 to 26th May 2020.

Fruits

Item	Wholesale Prices		Retail Prices			
	Pettah		Pettah		Narahenpita	
	Yesterday	Today	Yesterday	Today	Yesterday	Today
	Rs./kg		Rs./kg			
Banana (Sour)	65.00	60.00	115.00	100.00	120.00	130.00
Papaw	70.00	70.00	95.00	95.00	110.00	110.00
Pineapple	n.a.	n.a.	160.00	170.00	130.00	150.00
	Rs./Each		Rs./Each			
Apple (Imp)	n.a.	n.a.	58.00	58.00	n.a.	n.a.
Orange (Imp)	n.a.	n.a.	53.00	53.00	n.a.	n.a.

■ Price increased by more than 5% compared to yesterday's price.
■ Price decreased by more than 5% compared to yesterday's price.



Note: In Pettah market, retail trade activities were not carried out from 27th March 2020 to 26th May 2020.

Wholesale and Retail Prices: Selected Food Commodities -

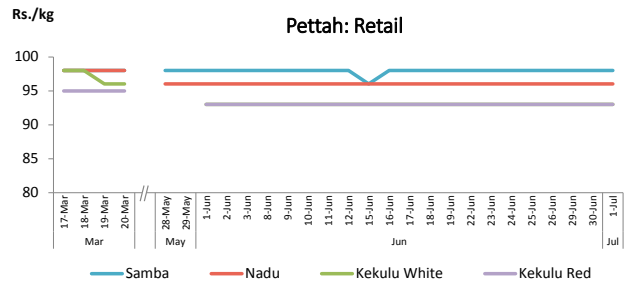
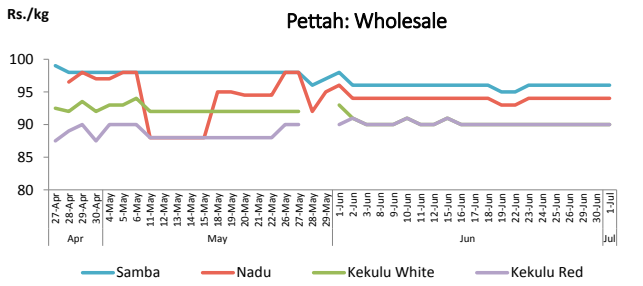
1 July 2020

Rice

Item	Wholesale Prices				Retail Prices					
	Marandagahamula		Pettah		Dambulla		Pettah		Narahenpita	
	Yesterday	Today	Yesterday	Today	Yesterday	Today	Yesterday	Today	Yesterday	Today
	Rs./kg		Rs./kg		Rs./kg		Rs./kg		Rs./kg	
Samba	95.00	94.00	96.00	96.00	98.00	98.00	98.00	98.00	98.00	98.00
Nadu	88.00	88.00	94.00	94.00	95.00	95.00	96.00	96.00	96.00	98.00
Kekulu White	88.00	88.00	90.00	90.00	90.00	90.00	93.00	93.00	93.00	93.00
Kekulu Red	91.00	91.00	90.00	90.00	92.00	92.00	93.00	93.00	93.00	93.00

■ Price increased by more than 5% compared to yesterday's price.
■ Price decreased by more than 5% compared to yesterday's price.

Daily Wholesale and Retail Prices



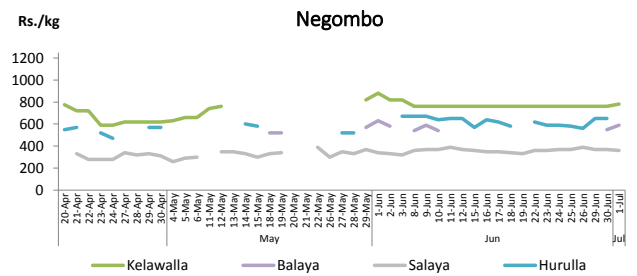
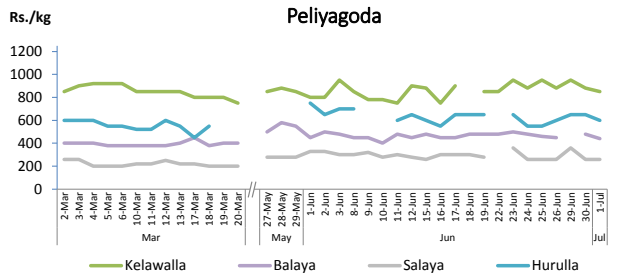
Note:
In Pettah market, retail trade activities were not carried out from 27th March 2020 to 27th May 2020.

Fish

Item	Wholesale Prices				Retail Prices					
	Peliyagoda		Negombo		Peliyagoda		Negombo		Narahenpita	
	Yesterday	Today	Yesterday	Today	Yesterday	Today	Yesterday	Today	Yesterday	Today
	Rs./kg		Rs./kg		Rs./kg		Rs./kg		Rs./kg	
Kelawalla	580.00	550.00	480.00	540.00	880.00	850.00	760.00	780.00	860.00	690.00
Thalopath	850.00	800.00	850.00	860.00	1,000.00	950.00	1,020.00	1,020.00	860.00	750.00
Balaya	380.00	340.00	440.00	480.00	480.00	440.00	550.00	590.00	450.00	350.00
Paraw	700.00	700.00	690.00	710.00	1,000.00	1,000.00	1,180.00	1,200.00	950.00	650.00
Salaya	230.00	230.00	310.00	310.00	260.00	260.00	370.00	360.00	280.00	300.00
Hurulla	550.00	500.00	550.00	n.a.	650.00	600.00	650.00	n.a.	700.00	500.00

■ Price increased by more than 5% compared to yesterday's price.
■ Price decreased by more than 5% compared to yesterday's price.

Daily Retail Prices



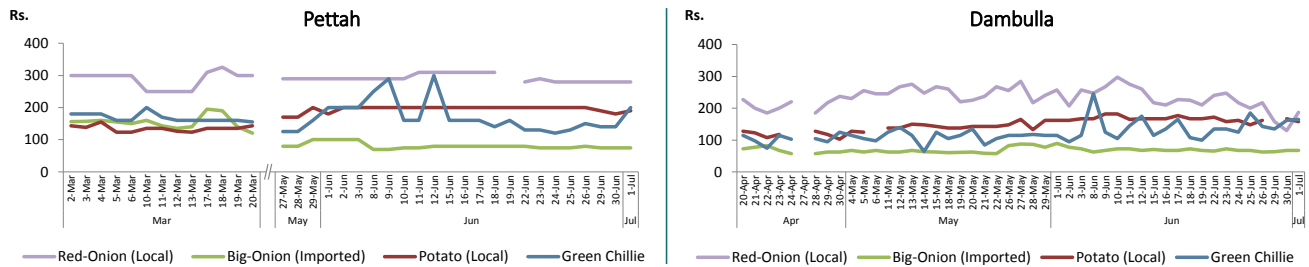
Note:
Prices of Negombo fish market were obtained from the outlet of Ceylon Fisheries Corporation in Negombo.
In Peliyagoda fish market, retail trade activities were not carried out from 20th March 2020 to 26th March 2020, from 31st March 2020 to 17th April 2020 and from 22nd April 2020 to 26th May 2020.

Other

Item	Wholesale Prices				Retail Prices					
	Pettah		Dambulla		Pettah		Dambulla		Narahenpita	
	Yesterday	Today	Yesterday	Today	Yesterday	Today	Yesterday	Today	Yesterday	Today
	Rs./kg		Rs./kg		Rs./kg		Rs./kg		Rs./kg	
Red-Onion (local)	260.00	260.00	120.00	178.00	280.00	280.00	130.00	188.00	320.00	360.00
Red-Onion (Imp)	230.00	230.00	198.00	218.00	260.00	260.00	208.00	228.00	n.a.	n.a.
Big-Onion (local)	n.a.	n.a.	n.a.	n.a.	n.a.	n.a.	n.a.	n.a.	n.a.	n.a.
Big-Onion (Imp)	58.00	58.00	58.00	58.00	75.00	75.00	68.00	68.00	80.00	80.00
Potato (local)	150.00	150.00	158.00	148.00	180.00	190.00	168.00	158.00	200.00	200.00
Potato (Imp)	100.00	100.00			125.00	125.00			140.00	130.00
Dried Chillie (Imp)	400.00	400.00	398.00	398.00	440.00	440.00	408.00	408.00	520.00	480.00
Coconut (Rs./Nut)	n.a.	n.a.	59.00	54.00	58.00	58.00	64.00	59.00	70.00	65.00
Coconut oil (Rs./Ltr)	500.00	500.00			540.00	540.00			493.00	507.00
Dhal (Small)	140.00	140.00			150.00	150.00			160.00	160.00
Sugar	127.00	127.00			135.00	135.00			130.00	135.00
Egg (Rs./Each)	19.00	19.00			20.00	20.00			20.00	20.00
Katta	1,100.00	1,100.00			1,200.00	1,200.00			1,600.00	1,500.00
Sprat	600.00	600.00			650.00	650.00			800.00	800.00
Green Chillie	100.00	150.00	143.00	145.00	140.00	200.00	163.00	165.00	240.00	240.00
Lime	350.00	325.00	355.00	275.00	475.00	475.00	375.00	295.00	600.00	650.00

■ Price increased by more than 5% compared to yesterday's price.
■ Price decreased by more than 5% compared to yesterday's price.

Daily Retail Prices



Note:
In Pettah market, retail trade activities were not carried out from 27th March 2020 to 26th May 2020.