

Daily Price Report

A Summary of Price Developments - 19 June 2020

				Price (Rs./kg)	
				Yesterday	Today
Vegetables 	<ul style="list-style-type: none"> Price of Beans declined in Dambulla market compared to yesterday due to favourable supply from Nuwara Eliya and Naula areas. 	▼	Dambulla :	125.00	115.00
	<ul style="list-style-type: none"> Price of Carrot declined further in Dambulla market compared to yesterday due to favourable supply from Nuwara Eliya and Ragala areas. 	▼	Dambulla :	145.00	98.00
	<ul style="list-style-type: none"> Price of Brinjal increased in Dambulla market compared to yesterday due to low supply from Galenbidunawewa and Thambuttegama areas. 	▲	Dambulla :	73.00	105.00
	<ul style="list-style-type: none"> Price of Tomato increased in Dambulla market compared to yesterday due to low supply from Sooriyawewa and neighbouring areas of Dambulla. 	▲	Dambulla :	175.00	185.00
Fruits 	<ul style="list-style-type: none"> Price of Apple increased in Pettah market compared to yesterday due to availability of a high-quality variety. 	▲	Pettah :	50.00	68.00
	<ul style="list-style-type: none"> Price of Orange increased in Pettah market compared to yesterday due to availability of a high-quality variety. 	▲	Pettah :	50.00	68.00
Other 	<ul style="list-style-type: none"> Price of Local Red Onion declined in Dambulla market compared to yesterday due to favourable supply from Jaffna and Puttalam areas. 	▼	Dambulla :	225.00	210.00
	<ul style="list-style-type: none"> Price of Imported Red Onion declined in Dambulla market compared to yesterday due to availability of both Indian and Pakistan varieties. 	▼	Dambulla :	228.00	190.00
	<ul style="list-style-type: none"> Price of Imported Big Onion declined in Dambulla market compared to yesterday due to availability of both Indian and Pakistan varieties. 	▼	Dambulla :	73.00	68.00

Note: The above mentioned prices denote the **retail prices** reported as of today in relevant markets.



Statistics Department
Central Bank of Sri Lanka

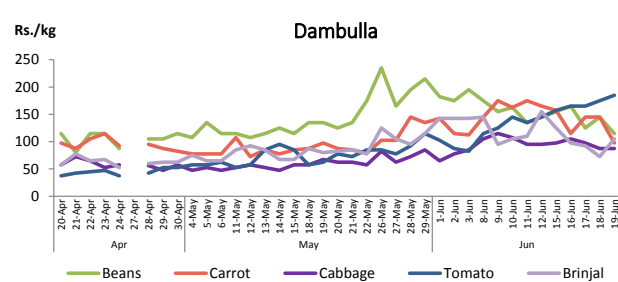
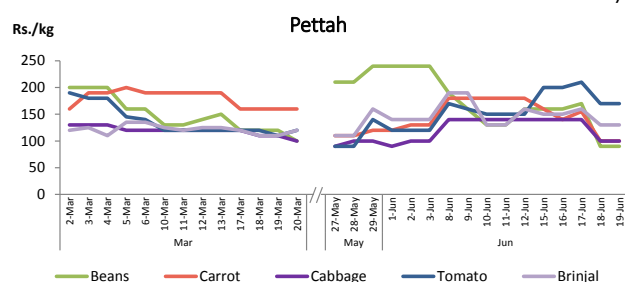
Vegetables

Item	Wholesale Prices				Retail Prices					
	Pettah		Dambulla		Pettah		Dambulla		Narahenpita	
	Yesterday	Today	Yesterday	Today	Yesterday	Today	Yesterday	Today	Yesterday	Today
	Rs./kg		Rs./kg		Rs./kg		Rs./kg		Rs./kg	
Beans	60.00	70.00	105.00	95.00	90.00	90.00	125.00	115.00	160.00	200.00
Carrot	80.00	80.00	125.00	78.00	100.00	100.00	145.00	98.00	180.00	180.00
Cabbage	60.00	70.00	68.00	68.00	100.00	100.00	88.00	88.00	160.00	160.00
Tomato	140.00	155.00	155.00	165.00	170.00	170.00	175.00	185.00	220.00	240.00
Brinjal	100.00	100.00	53.00	85.00	130.00	130.00	73.00	105.00	160.00	160.00
Pumpkin	30.00	35.00	33.00	28.00	55.00	55.00	53.00	48.00	80.00	100.00
Snake gourd	80.00	80.00	55.00	53.00	110.00	120.00	75.00	73.00	160.00	200.00

Price increased by more than 5% compared to yesterday's price.

Price decreased by more than 5% compared to yesterday's price.

Daily Retail Prices



Note:

In Pettah market, retail trade activities were not carried out from 27th March 2020 to 26th May 2020.

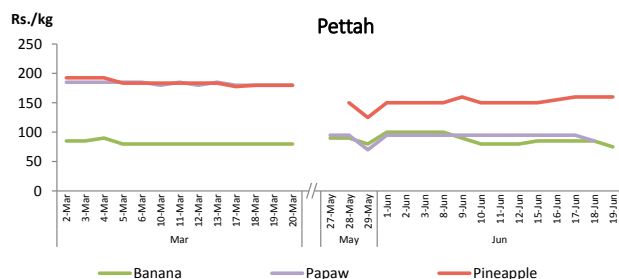
Fruits

Item	Wholesale Prices		Retail Prices			
	Pettah		Pettah		Narahenpita	
	Yesterday	Today	Yesterday	Today	Yesterday	Today
	Rs./kg		Rs./kg			
Banana (Sour)	55.00	55.00	85.00	75.00	120.00	110.00
Papaw	55.00	55.00	85.00	n.a.	120.00	100.00
Pineapple	n.a.	n.a.	160.00	160.00	120.00	120.00
	Rs./Each		Rs./Each			
Apple (Imp)	n.a.	n.a.	50.00	68.00	n.a.	n.a.
Orange (Imp)	n.a.	n.a.	50.00	68.00	n.a.	n.a.

Price increased by more than 5% compared to yesterday's price.

Price decreased by more than 5% compared to yesterday's price.

Daily Retail Prices



Note:

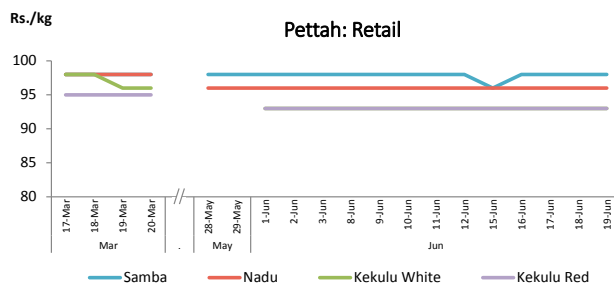
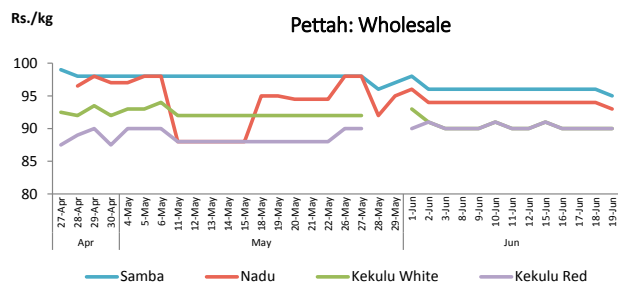
In Pettah market, retail trade activities were not carried out from 27th March 2020 to 26th May 2020.

Rice

Item	Wholesale Prices				Retail Prices					
	Marandagamula		Pettah		Dambulla		Pettah		Narahenpita	
	Yesterday	Today	Yesterday	Today	Yesterday	Today	Yesterday	Today	Yesterday	Today
	Rs./kg		Rs./kg		Rs./kg		Rs./kg		Rs./kg	
Samba	95.00	95.00	96.00	95.00	98.00	98.00	98.00	98.00	98.00	98.00
Nadu	93.00	92.00	94.00	93.00	97.00	97.00	96.00	96.00	96.00	96.00
Kekulu White	89.00	89.00	90.00	90.00	90.00	90.00	93.00	93.00	93.00	93.00
Kekulu Red	91.00	91.00	90.00	90.00	n.a.	n.a.	93.00	93.00	93.00	93.00

Price increased by more than 5% compared to yesterday's price.
 Price decreased by more than 5% compared to yesterday's price.

Daily Wholesale and Retail Prices



Note:

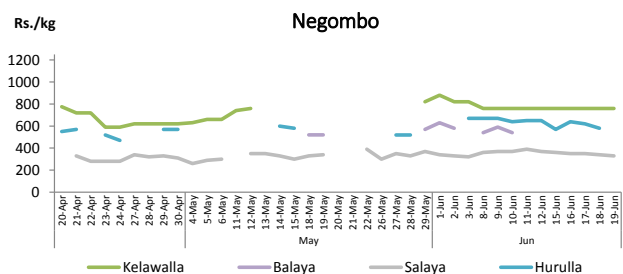
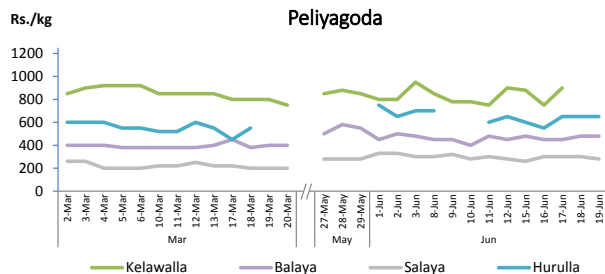
In Pettah market, retail trade activities were not carried out from 27th March 2020 to 27th May 2020.

Fish

Item	Wholesale Prices				Retail Prices					
	Peliyagoda		Negombo		Peliyagoda		Negombo		Narahenpita	
	Yesterday	Today	Yesterday	Today	Yesterday	Today	Yesterday	Today	Yesterday	Today
	Rs./kg		Rs./kg		Rs./kg		Rs./kg		Rs./kg	
Kelawalla	n.a.	550.00	460.00	450.00	n.a.	850.00	760.00	760.00	900.00	760.00
Thalapath	n.a.	n.a.	n.a.	n.a.	n.a.	n.a.	n.a.	n.a.	1,100.00	980.00
Balaya	380.00	380.00	n.a.	n.a.	480.00	480.00	n.a.	n.a.	400.00	405.00
Paraw	750.00	700.00	700.00	700.00	1,000.00	1,000.00	1,200.00	1,200.00	600.00	n.a.
Salaya	250.00	220.00	280.00	270.00	300.00	280.00	340.00	330.00	320.00	400.00
Hurulla	550.00	550.00	480.00	n.a.	650.00	650.00	580.00	n.a.	n.a.	700.00

Price increased by more than 5% compared to yesterday's price.
 Price decreased by more than 5% compared to yesterday's price.

Daily Retail Prices



Note:

Prices of Negombo fish market were obtained from the outlet of Ceylon Fisheries Corporation in Negombo.

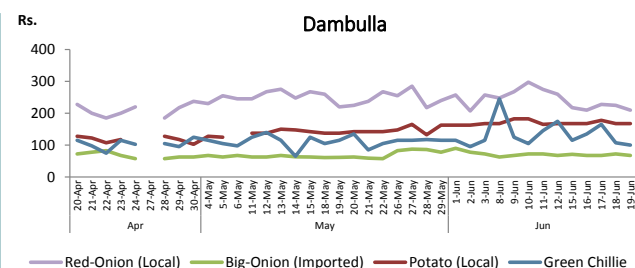
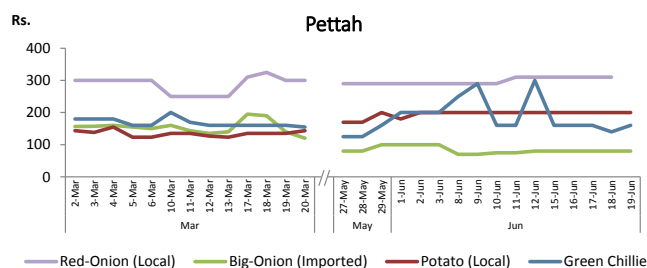
In Peliyagoda fish market, retail trade activities were not carried out from 20th March 2020 to 26th March 2020, from 31st March 2020 to 17th April 2020 and from 22nd April 2020 to 26th May 2020.

Other

Item	Wholesale Prices				Retail Prices					
	Pettah		Dambulla		Pettah		Dambulla		Narahenpita	
	Yesterday	Today	Yesterday	Today	Yesterday	Today	Yesterday	Today	Yesterday	Today
	Rs./kg		Rs./kg		Rs./kg		Rs./kg		Rs./kg	
Red-Onion (local)	280.00	n.a.	215.00	200.00	310.00	n.a.	225.00	210.00	300.00	300.00
Red-Onion (Imp)	280.00	265.00	218.00	180.00	310.00	290.00	228.00	190.00	n.a.	n.a.
Big-Onion (local)	n.a.	n.a.	n.a.	n.a.	n.a.	n.a.	n.a.	n.a.	n.a.	n.a.
Big-Onion (Imp)	66.00	65.00	63.00	58.00	80.00	80.00	73.00	68.00	80.00	80.00
Potato (local)	170.00	170.00	158.00	158.00	200.00	200.00	168.00	168.00	220.00	220.00
Potato (Imp)	125.00	125.00			150.00	150.00			130.00	130.00
Dried Chillie (Imp)	400.00	400.00	378.00	368.00	440.00	440.00	388.00	378.00	550.00	550.00
Coconut (Rs./Nut)	65.00	65.00	54.00	54.00	75.00	75.00	59.00	58.00	70.00	70.00
Coconut oil (Rs./Ltr)	500.00	500.00			540.00	540.00			380.00	380.00
Dhal (Small)	140.00	140.00			150.00	150.00			160.00	160.00
Sugar	127.00	128.00			135.00	135.00			130.00	130.00
Egg (Rs./Each)	19.00	19.50			20.00	20.50			20.00	20.00
Katta	1,100.00	1,000.00			1,200.00	1,275.00			1,600.00	1,600.00
Sprat	600.00	500.00			650.00	650.00			720.00	720.00
Green Chillie	100.00	140.00	88.00	80.00	140.00	160.00	108.00	100.00	240.00	300.00
Lime	375.00	375.00	335.00	325.00	425.00	425.00	355.00	345.00	600.00	600.00

■ Price increased by more than 5% compared to yesterday's price.
■ Price decreased by more than 5% compared to yesterday's price.

Daily Retail Prices



Note:

In Pettah market, retail trade activities were not carried out from 27th March 2020 to 26th May 2020.