



# Daily Price Report

A Summary of Price Developments - 18 June 2020

		Price (Rs./kg)			
		Yesterday	Today		
<b>Vegetables</b> 	Prices of most vegetable varieties declined in Pettah market compared to yesterday due to favourable supply from major cultivating areas amidst low trading activities.				
	• Price of <b>Tomato increased</b> in <b>Dambulla</b> market compared to yesterday due to <b>low supply</b> from <b>Sooriyawewa</b> and <b>Laggala</b> areas.	▲	Dambulla :	165.00	175.00
	• Price of <b>Brinjal declined further</b> in <b>Dambulla</b> market compared to yesterday due to <b>favourable supply</b> from <b>Galenbindunuwewa</b> and <b>Anuradhapura</b> areas.	▼	Dambulla :	93.00	73.00
<b>Other</b> 	• Price of <b>Green Chillie declined</b> in both <b>Pettah</b> and <b>Dambulla</b> markets compared to yesterday due to <b>favourable supply</b> from <b>Jaffna</b> area.	▼	Dambulla : Pettah :	165.00 160.00	108.00 140.00
	• Price of <b>Local Potato declined</b> in <b>Dambulla</b> market compared to yesterday due to <b>low supply</b> from <b>Nuwara Eliya</b> and <b>Welimada</b> areas.	▼	Dambulla :	178.00	168.00

Note: The above mentioned prices denote the **retail prices** reported as of today in relevant markets.



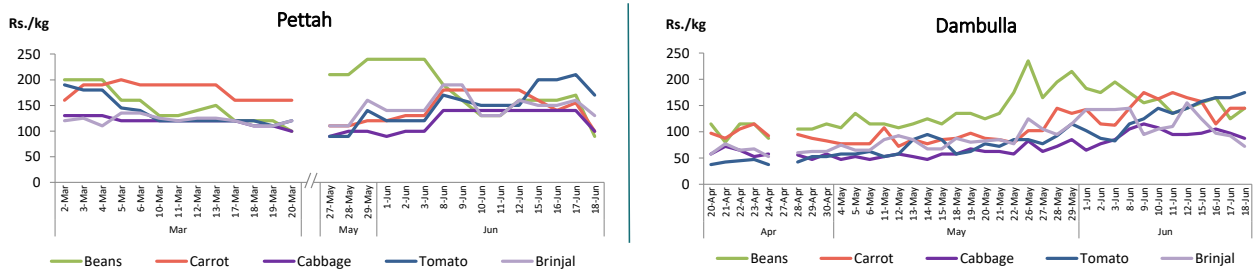
Statistics Department  
Central Bank of Sri Lanka

Vegetables

Item	Wholesale Prices				Retail Prices					
	Pettah		Dambulla		Pettah		Dambulla		Narahenpita	
	Yesterday	Today	Yesterday	Today	Yesterday	Today	Yesterday	Today	Yesterday	Today
	Rs./kg		Rs./kg		Rs./kg		Rs./kg		Rs./kg	
Beans	130.00	60.00	105.00	105.00	170.00	90.00	125.00	125.00	180.00	160.00
Carrot	115.00	80.00	125.00	125.00	155.00	100.00	145.00	145.00	160.00	180.00
Cabbage	80.00	60.00	78.00	68.00	140.00	100.00	98.00	88.00	140.00	160.00
Tomato	155.00	140.00	145.00	155.00	210.00	170.00	165.00	175.00	200.00	220.00
Brinjal	120.00	100.00	73.00	53.00	160.00	130.00	93.00	73.00	180.00	160.00
Pumpkin	30.00	30.00	35.00	33.00	55.00	55.00	55.00	53.00	80.00	80.00
Snake gourd	100.00	80.00	58.00	55.00	140.00	110.00	78.00	75.00	140.00	160.00

■ Price increased by more than 5% compared to yesterday's price.  
■ Price decreased by more than 5% compared to yesterday's price.

Daily Retail Prices



Note:

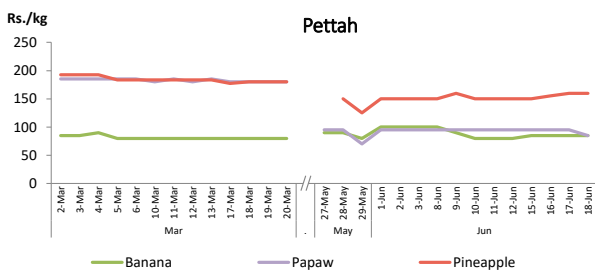
In Pettah market, retail trade activities were not carried out from 27<sup>th</sup> March 2020 to 26<sup>th</sup> May 2020.

Fruits

Item	Wholesale Prices		Retail Prices			
	Pettah		Pettah		Narahenpita	
	Yesterday	Today	Yesterday	Today	Yesterday	Today
Banana (Sour)	60.00	55.00	85.00	85.00	120.00	120.00
Papaw	80.00	55.00	95.00	85.00	130.00	120.00
Pineapple	n.a.	n.a.	160.00	160.00	200.00	120.00
	Rs./Each		Rs./Each			
Apple (Imp)	n.a.	n.a.	50.00	50.00	n.a.	n.a.
Orange (Imp)	n.a.	n.a.	50.00	50.00	n.a.	n.a.

■ Price increased by more than 5% compared to yesterday's price.  
■ Price decreased by more than 5% compared to yesterday's price.

Daily Retail Prices



Note:

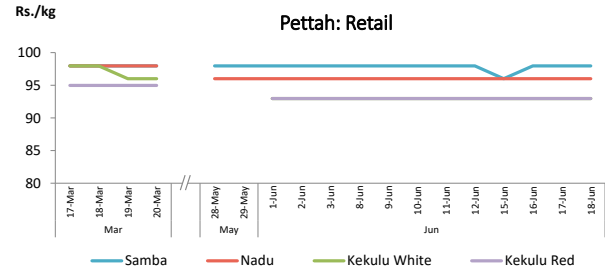
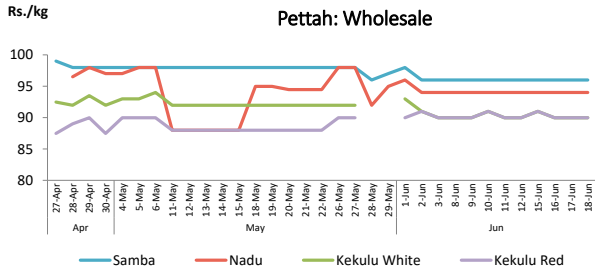
In Pettah market, retail trade activities were not carried out from 27<sup>th</sup> March 2020 to 26<sup>th</sup> May 2020.

Rice

Item	Wholesale Prices				Retail Prices					
	Maradagahamula		Pettah		Dambulla		Pettah		Narahenpita	
	Yesterday	Today	Yesterday	Today	Yesterday	Today	Yesterday	Today	Yesterday	Today
	Rs./kg		Rs./kg		Rs./kg		Rs./kg		Rs./kg	
Samba	95.00	95.00	96.00	96.00	98.00	98.00	98.00	98.00	98.00	98.00
Nadu	92.00	93.00	94.00	94.00	97.00	97.00	96.00	96.00	96.00	96.00
Kekulu White	89.00	89.00	90.00	90.00	90.00	90.00	93.00	93.00	93.00	93.00
Kekulu Red	91.00	91.00	90.00	90.00	n.a.	n.a.	93.00	93.00	93.00	93.00

■ Price increased by more than 5% compared to yesterday's price.  
■ Price decreased by more than 5% compared to yesterday's price.

Daily Wholesale and Retail Prices



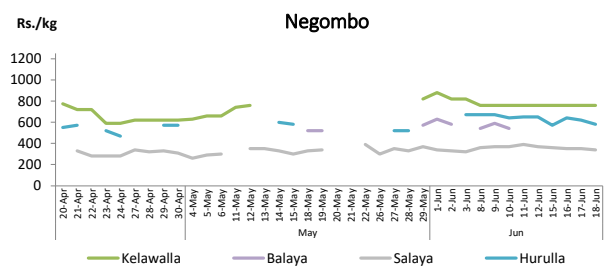
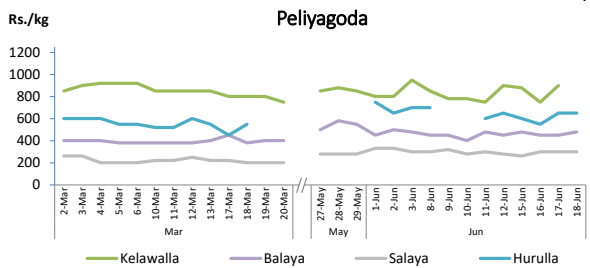
Note:  
In Pettah market, retail trade activities were not carried out from 27<sup>th</sup> March 2020 to 27<sup>th</sup> May 2020.

Fish

Item	Wholesale Prices				Retail Prices					
	Peliyagoda		Negombo		Peliyagoda		Negombo		Narahenpita	
	Yesterday	Today	Yesterday	Today	Yesterday	Today	Yesterday	Today	Yesterday	Today
	Rs./kg		Rs./kg		Rs./kg		Rs./kg		Rs./kg	
Kelawalla	550.00	n.a.	460.00	460.00	900.00	n.a.	760.00	760.00	850.00	900.00
Thalapath	n.a.	n.a.	n.a.	n.a.	n.a.	n.a.	n.a.	n.a.	1,100.00	1,100.00
Balaya	350.00	380.00	n.a.	n.a.	450.00	480.00	n.a.	n.a.	480.00	400.00
Paraw	800.00	750.00	700.00	700.00	n.a.	1,000.00	1,200.00	1,200.00	900.00	600.00
Salaya	250.00	250.00	290.00	280.00	300.00	300.00	350.00	340.00	360.00	320.00
Hurulla	550.00	550.00	520.00	480.00	650.00	650.00	620.00	580.00	760.00	n.a.

■ Price increased by more than 5% compared to yesterday's price.  
■ Price decreased by more than 5% compared to yesterday's price.

Daily Retail Prices



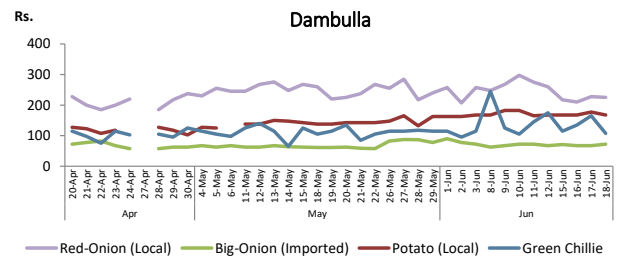
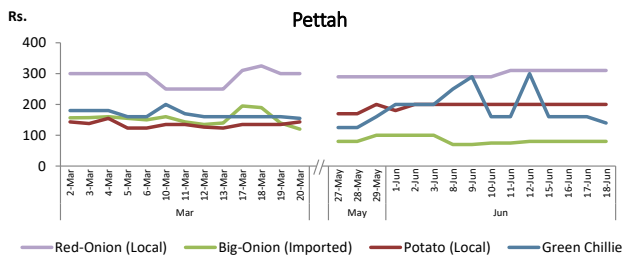
Note:  
Prices of Negombo fish market were obtained from the outlet of Ceylon Fisheries Corporation in Negombo.  
In Peliyagoda fish market, retail trade activities were not carried out from 20<sup>th</sup> March 2020 to 26<sup>th</sup> March 2020, from 31<sup>st</sup> March 2020 to 17<sup>th</sup> April 2020 and from 22<sup>nd</sup> April 2020 to 26<sup>th</sup> May 2020.

Other

Item	Wholesale Prices				Retail Prices					
	Pettah		Dambulla		Pettah		Dambulla		Narahenpita	
	Yesterday	Today	Yesterday	Today	Yesterday	Today	Yesterday	Today	Yesterday	Today
	Rs./kg		Rs./kg		Rs./kg		Rs./kg		Rs./kg	
Red-Onion (local)	280.00	280.00	218.00	215.00	310.00	310.00	228.00	225.00	360.00	300.00
Red-Onion (Imp)	280.00	280.00	238.00	218.00	310.00	310.00	248.00	228.00	n.a.	n.a.
Big-Onion (local)	n.a.	n.a.	n.a.	n.a.	n.a.	n.a.	n.a.	n.a.	n.a.	n.a.
Big-Onion (Imp)	66.00	66.00	58.00	63.00	80.00	80.00	68.00	73.00	90.00	80.00
Potato (local)	170.00	170.00	168.00	158.00	200.00	200.00	178.00	168.00	220.00	220.00
Potato (Imp)	125.00	125.00			150.00	150.00			160.00	130.00
Dried Chillie (Imp)	400.00	400.00	388.00	378.00	440.00	440.00	398.00	388.00	520.00	550.00
Coconut (Rs./Nut)	63.00	65.00	56.00	54.00	78.00	75.00	61.00	59.00	73.00	70.00
Coconut oil (Rs./Ltr)	500.00	500.00			540.00	540.00			380.00	380.00
Dhal (Small)	140.00	140.00			150.00	150.00			160.00	160.00
Sugar	127.00	127.00			135.00	135.00			125.00	130.00
Egg (Rs./Each)	18.50	19.00			19.50	20.00			20.00	20.00
Katta	1,100.00	1,100.00			1,200.00	1,200.00			1,550.00	1,600.00
Sprat	600.00	600.00			650.00	650.00			800.00	720.00
Green Chillie	125.00	100.00	145.00	88.00	160.00	140.00	165.00	108.00	240.00	240.00
Lime	400.00	375.00	345.00	335.00	475.00	425.00	365.00	355.00	600.00	600.00

■ Price increased by more than 5% compared to yesterday's price.  
■ Price decreased by more than 5% compared to yesterday's price.

Daily Retail Prices



Note:

In Pettah market, retail trade activities were not carried out from 27<sup>th</sup> March 2020 to 26<sup>th</sup> May 2020.