



Daily Price Report

A Summary of Price Developments - 17 June 2020

				Price (Rs./kg)	
				Yesterday	Today
Vegetables 	<ul style="list-style-type: none"> Price of Carrot increased in both Pettah and Dambulla markets compared to yesterday due to favourable supply from Nuwara Eliya and Ragala areas. 	▲	Pettah : Dambulla :	140.00 115.00	155.00 145.00
	<ul style="list-style-type: none"> Price of Beans increased in Pettah market compared to yesterday due to low supply from Welimada area. 	▲	Pettah :	160.00	170.00
	<ul style="list-style-type: none"> Price of Beans declined in Dambulla market compared to yesterday due to favourable supply from Nuwara Eliya and Laggala areas. 	▼	Dambulla :	165.00	125.00
	<ul style="list-style-type: none"> Price of Brinjal increased in Pettah market compared to yesterday due to low supply from Embilipitiya area. 	▲	Pettah :	150.00	160.00
	<ul style="list-style-type: none"> Price of Brinjal declined in Dambulla market compared to yesterday due to favourable supply from Anuradhapura area. 	▼	Dambulla :	98.00	93.00
	<ul style="list-style-type: none"> Price of Pumpkin increased in Dambulla market compared to yesterday due to low supply from Dambulla and Anuradhapura areas. 	▲	Dambulla :	48.00	55.00
	<ul style="list-style-type: none"> Price of Cabbage declined in Dambulla market compared to yesterday due to favourable supply from Nuwara Eliya area. 	▼	Dambulla :	105.00	98.00
Other 	<ul style="list-style-type: none"> Price of Green Chillie increased in Dambulla market compared to yesterday due to low supply from Jaffna area. 	▲	Dambulla :	135.00	165.00
	<ul style="list-style-type: none"> Price of Local Potato increased in Dambulla market compared to yesterday due to low supply from Welimada area. 	▲	Dambulla :	168.00	178.00
	<ul style="list-style-type: none"> Price of Local Red Onion increased in Dambulla market compared to yesterday due to low supply from Puttalam area. 	▲	Dambulla :	210.00	228.00

Note: The above mentioned prices denote the **retail prices** reported as of today in relevant markets.

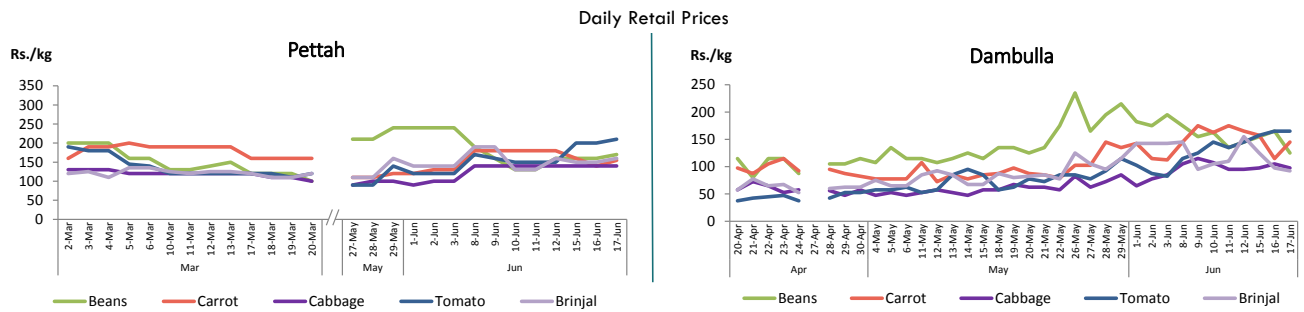


Statistics Department
Central Bank of Sri Lanka

Vegetables

Item	Wholesale Prices				Retail Prices					
	Pettah		Dambulla		Pettah		Dambulla		Narahenpita	
	Yesterday	Today	Yesterday	Today	Yesterday	Today	Yesterday	Today	Yesterday	Today
	Rs./kg		Rs./kg		Rs./kg		Rs./kg		Rs./kg	
Beans	120.00	130.00	145.00	105.00	160.00	170.00	165.00	125.00	180.00	200.00
Carrot	120.00	115.00	95.00	125.00	140.00	155.00	115.00	145.00	160.00	200.00
Cabbage	80.00	80.00	85.00	78.00	140.00	140.00	105.00	98.00	140.00	160.00
Tomato	150.00	155.00	145.00	145.00	200.00	210.00	165.00	165.00	200.00	240.00
Brinjal	110.00	120.00	78.00	73.00	150.00	160.00	98.00	93.00	180.00	180.00
Pumpkin	30.00	30.00	28.00	35.00	55.00	55.00	48.00	55.00	80.00	100.00
Snake gourd	100.00	100.00	63.00	58.00	140.00	140.00	83.00	78.00	140.00	200.00

■ Price increased by more than 5% compared to yesterday's price.
■ Price decreased by more than 5% compared to yesterday's price.

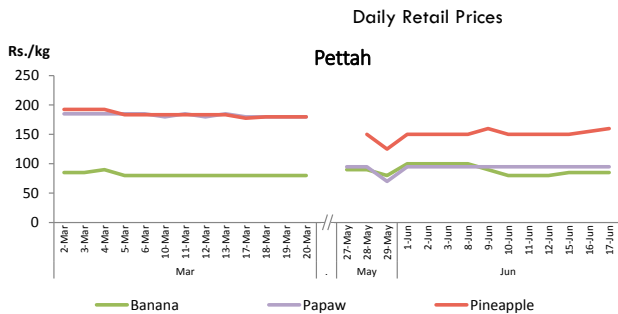


Note: In Pettah market, retail trade activities were not carried out from 27th March 2020 to 26th May 2020.

Fruits

Item	Wholesale Prices		Retail Prices			
	Pettah		Pettah		Narahenpita	
	Yesterday	Today	Yesterday	Today	Yesterday	Today
	Rs./kg		Rs./kg			
Banana (Sour)	60.00	60.00	85.00	85.00	120.00	170.00
Papaw	65.00	80.00	95.00	95.00	130.00	120.00
Pineapple	n.a.	n.a.	155.00	160.00	200.00	90.00
	Rs./Each		Rs./Each			
Apple (Imp)	n.a.	n.a.	50.00	50.00	n.a.	n.a.
Orange (Imp)	n.a.	n.a.	50.00	50.00	n.a.	n.a.

■ Price increased by more than 5% compared to yesterday's price.
■ Price decreased by more than 5% compared to yesterday's price.



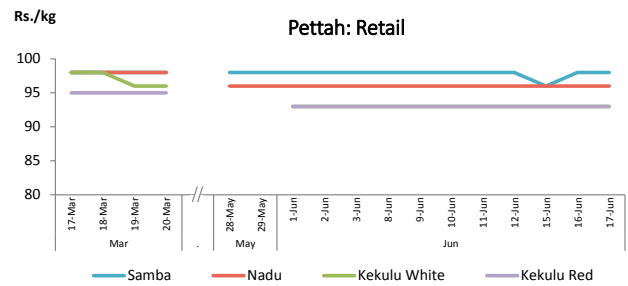
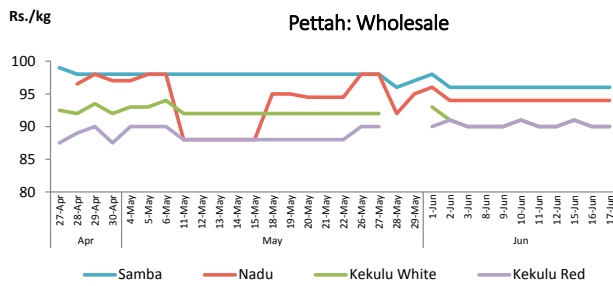
Note: In Pettah market, retail trade activities were not carried out from 27th March 2020 to 26th May 2020.

Rice

Item	Wholesale Prices				Retail Prices					
	Marandagahamula		Pettah		Dambulla		Pettah		Narahenpita	
	Yesterday	Today	Yesterday	Today	Yesterday	Today	Yesterday	Today	Yesterday	Today
	Rs./kg		Rs./kg		Rs./kg		Rs./kg		Rs./kg	
Samba	95.00	95.00	96.00	96.00	98.00	98.00	98.00	98.00	98.00	98.00
Nadu	93.00	92.00	94.00	94.00	97.00	97.00	96.00	96.00	96.00	98.00
Kekulu White	89.00	89.00	90.00	90.00	90.00	90.00	93.00	93.00	93.00	93.00
Kekulu Red	91.00	91.00	90.00	90.00	n.a.	n.a.	93.00	93.00	93.00	93.00

■ Price increased by more than 5% compared to yesterday's price.
■ Price decreased by more than 5% compared to yesterday's price.

Daily Wholesale and Retail Prices



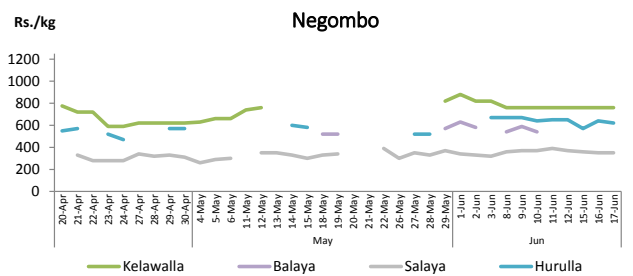
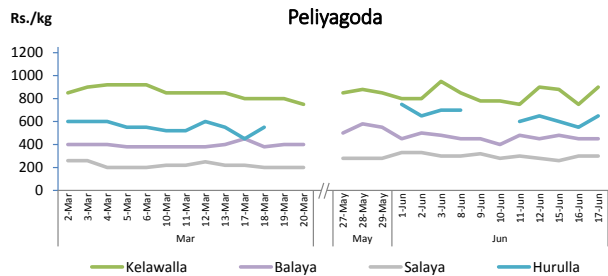
Note: In Pettah market, retail trade activities were not carried out from 27th March 2020 to 27th May 2020.

Fish

Item	Wholesale Prices				Retail Prices					
	Peliyagoda		Negombo		Peliyagoda		Negombo		Narahenpita	
	Yesterday	Today	Yesterday	Today	Yesterday	Today	Yesterday	Today	Yesterday	Today
	Rs./kg		Rs./kg		Rs./kg		Rs./kg		Rs./kg	
Kelawalla	450.00	550.00	460.00	460.00	750.00	900.00	760.00	760.00	850.00	850.00
Thalapath	850.00	n.a.	n.a.	n.a.	1,000.00	n.a.	n.a.	n.a.	1,100.00	900.00
Balaya	350.00	350.00	380.00	n.a.	450.00	450.00	490.00	n.a.	480.00	495.00
Paraw	750.00	800.00	700.00	700.00	1,000.00	n.a.	1,200.00	1,200.00	900.00	n.a.
Salaya	250.00	250.00	290.00	290.00	300.00	300.00	350.00	350.00	360.00	300.00
Hurulla	450.00	550.00	530.00	520.00	550.00	650.00	640.00	620.00	760.00	600.00

■ Price increased by more than 5% compared to yesterday's price.
■ Price decreased by more than 5% compared to yesterday's price.

Daily Retail Prices



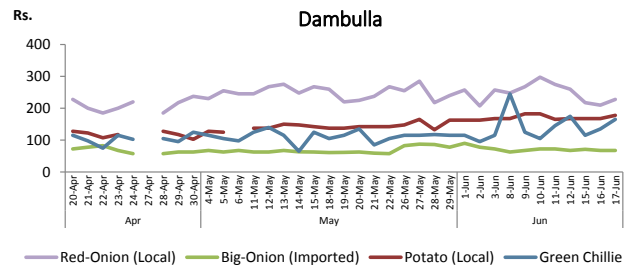
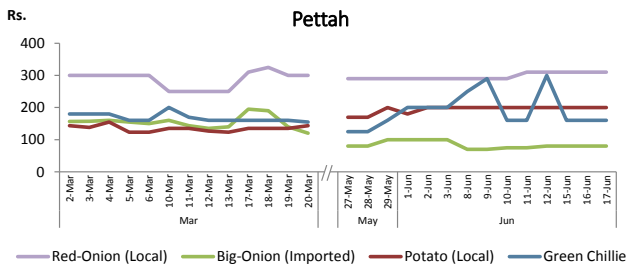
Note: Prices of Negombo fish market were obtained from the outlet of Ceylon Fisheries Corporation in Negombo. In Peliyagoda fish market, retail trade activities were not carried out from 20th March 2020 to 26th March 2020, from 31st March 2020 to 17th April 2020 and from 22nd April 2020 to 26th May 2020.

Other

Item	Wholesale Prices				Retail Prices					
	Pettah		Dambulla		Pettah		Dambulla		Narahenpita	
	Yesterday	Today	Yesterday	Today	Yesterday	Today	Yesterday	Today	Yesterday	Today
	Rs./kg		Rs./kg		Rs./kg		Rs./kg		Rs./kg	
Red-Onion (local)	280.00	280.00	200.00	218.00	310.00	310.00	210.00	228.00	360.00	300.00
Red-Onion (Imp)	280.00	280.00	228.00	238.00	310.00	310.00	238.00	248.00	n.a.	n.a.
Big-Onion (local)	n.a.	n.a.	n.a.	n.a.	n.a.	n.a.	n.a.	n.a.	n.a.	n.a.
Big-Onion (Imp)	63.00	66.00	58.00	58.00	80.00	80.00	68.00	68.00	90.00	80.00
Potato (local)	170.00	170.00	158.00	168.00	200.00	200.00	168.00	178.00	220.00	200.00
Potato (Imp)	125.00	125.00			150.00	150.00			160.00	130.00
Dried Chillie (Imp)	400.00	400.00	378.00	388.00	440.00	440.00	388.00	398.00	520.00	550.00
Coconut (Rs./Nut)	63.00	63.00	56.00	56.00	78.00	78.00	61.00	61.00	73.00	75.00
Coconut oil (Rs./Ltr)	500.00	500.00			540.00	540.00			380.00	380.00
Dhal (Small)	140.00	140.00			150.00	150.00			160.00	160.00
Sugar	127.00	127.00			135.00	135.00			125.00	130.00
Egg (Rs./Each)	17.50	18.50			18.50	19.50			20.00	20.00
Katta	1,100.00	1,100.00			1,200.00	1,200.00			1,550.00	1,600.00
Sprat	600.00	600.00			650.00	650.00			800.00	720.00
Green Chillie	120.00	125.00	115.00	145.00	160.00	160.00	135.00	165.00	240.00	300.00
Lime	400.00	400.00	355.00	345.00	475.00	475.00	375.00	365.00	600.00	700.00

■ Price increased by more than 5% compared to yesterday's price.
■ Price decreased by more than 5% compared to yesterday's price.

Daily Retail Prices



Note:
In Pettah market, retail trade activities were not carried out from 27th March 2020 to 26th May 2020.