



# Daily Price Report

A Summary of Price Developments - 16 June 2020

		Price (Rs./kg)		
			Yesterday	Today
<b>Vegetables</b> 	<ul style="list-style-type: none"> <li>Price of <b>Carrot declined</b> in both <b>Pettah</b> and <b>Dambulla</b> markets compared to yesterday due to <b>favourable supply</b> from <b>Nuwara Eliya</b> and <b>Ragala</b> areas.</li> </ul>	▼	Pettah : Dambulla :	160.00 115.00
	<ul style="list-style-type: none"> <li>Price of <b>Brinjal declined</b> in <b>Dambulla</b> market compared to yesterday due to <b>favourable supply</b> from <b>Anuradhapura</b> area.</li> </ul>	▼	Dambulla :	125.00 98.00
	<ul style="list-style-type: none"> <li>Price of <b>Snake gourd declined</b> in <b>Dambulla</b> market compared to yesterday due to <b>favourable supply</b> from <b>Dambulla</b> and <b>Theldeniya</b> areas.</li> </ul>	▼	Dambulla :	115.00 83.00
	<ul style="list-style-type: none"> <li>Price of <b>Beans increased</b> in <b>Dambulla</b> market compared to yesterday due to <b>low supply</b> from <b>Nuwara Eliya</b> area.</li> </ul>	▲	Dambulla :	155.00 165.00
	<ul style="list-style-type: none"> <li>Price of <b>Cabbage increased</b> in <b>Dambulla</b> market compared to yesterday due to <b>low supply</b> from <b>Nuwara Eliya</b> area.</li> </ul>	▲	Dambulla :	98.00 105.00
<b>Other</b> 	<ul style="list-style-type: none"> <li>Price of <b>Green Chillie increased</b> in <b>Dambulla</b> market compared to yesterday due to <b>low supply</b> from <b>Jaffna</b> and <b>Anuradhapura</b> areas.</li> </ul>	▲	Dambulla :	115.00 135.00
	<ul style="list-style-type: none"> <li>Price of <b>Coconut increased</b> in <b>Dambulla</b> market compared to yesterday due to <b>low supply</b> from <b>Kurunegala</b> area.</li> </ul>	▲	Dambulla :	57.00 61.00

Note: The above mentioned prices denote the **retail prices** reported as of today in relevant markets.

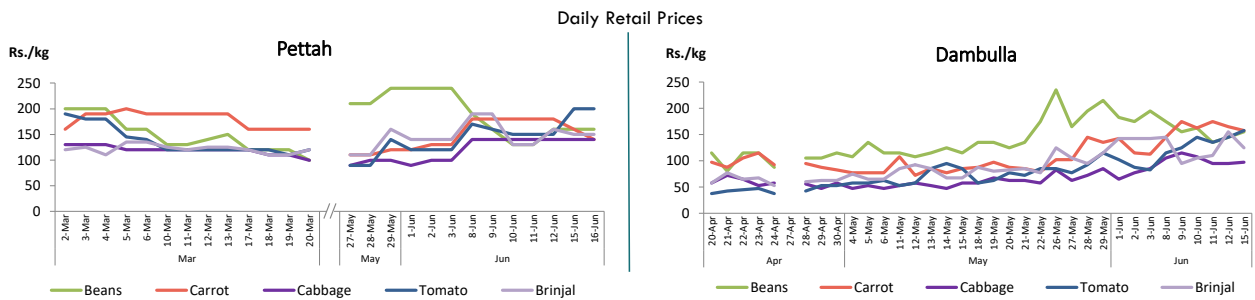


Statistics Department  
Central Bank of Sri Lanka

Vegetables

Item	Wholesale Prices				Retail Prices					
	Pettah		Dambulla		Pettah		Dambulla		Narahenpita	
	Yesterday	Today	Yesterday	Today	Yesterday	Today	Yesterday	Today	Yesterday	Today
	Rs./kg		Rs./kg		Rs./kg		Rs./kg		Rs./kg	
Beans	120.00	120.00	135.00	145.00	160.00	160.00	155.00	165.00	200.00	180.00
Carrot	120.00	120.00	138.00	95.00	160.00	140.00	158.00	115.00	180.00	160.00
Cabbage	80.00	80.00	78.00	85.00	140.00	140.00	98.00	105.00	120.00	140.00
Tomato	150.00	150.00	138.00	145.00	200.00	200.00	158.00	165.00	200.00	200.00
Brinjal	115.00	110.00	105.00	78.00	150.00	150.00	125.00	98.00	200.00	180.00
Pumpkin	30.00	30.00	33.00	28.00	55.00	55.00	53.00	48.00	80.00	80.00
Snake gourd	100.00	100.00	95.00	63.00	140.00	140.00	115.00	83.00	200.00	140.00

■ Price increased by more than 5% compared to last Friday's price.  
■ Price decreased by more than 5% compared to last Friday's price.

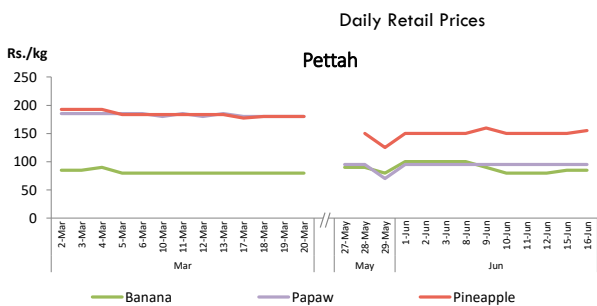


**Note:**  
 In Pettah market, retail trade activities were not carried out from 27<sup>th</sup> March 2020 to 26<sup>th</sup> May 2020.  
 In Dambulla market, retail trade activities were not carried out from 31<sup>st</sup> March 2020 to 17<sup>th</sup> April 2020.

Fruits

Item	Wholesale Prices		Retail Prices			
	Pettah		Pettah		Narahenpita	
	Yesterday	Today	Yesterday	Today	Yesterday	Today
Banana (Sour)	60.00	60.00	85.00	85.00	120.00	120.00
Papaw	65.00	65.00	95.00	95.00	120.00	130.00
Pineapple	n.a.	n.a.	150.00	155.00	130.00	200.00
	Rs./Each		Rs./Each			
Apple (Imp)	n.a.	n.a.	50.00	50.00	n.a.	n.a.
Orange (Imp)	n.a.	n.a.	50.00	50.00	n.a.	n.a.

■ Price increased by more than 5% compared to last Friday's price.  
■ Price decreased by more than 5% compared to last Friday's price.



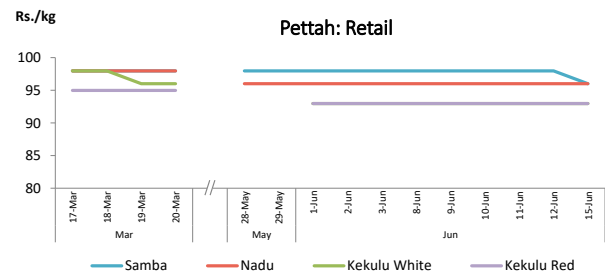
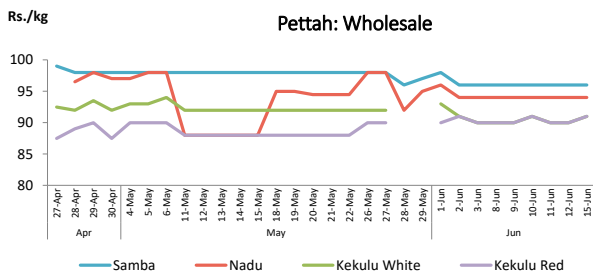
**Note:**  
 In Pettah market, retail trade activities were not carried out from 27<sup>th</sup> March 2020 to 26<sup>th</sup> May 2020.

Rice

Item	Wholesale Prices				Retail Prices					
	Marandagamulla		Pettah		Dambulla		Pettah		Narahenpita	
	Yesterday	Today	Yesterday	Today	Yesterday	Today	Yesterday	Today	Yesterday	Today
	Rs./kg		Rs./kg		Rs./kg		Rs./kg		Rs./kg	
Samba	95.00	95.00	96.00	96.00	98.00	98.00	96.00	98.00	98.00	98.00
Nadu	93.00	93.00	94.00	94.00	97.00	97.00	96.00	96.00	96.00	96.00
Kekulu White	89.00	89.00	91.00	90.00	90.00	90.00	93.00	93.00	93.00	93.00
Kekulu Red	91.00	91.00	91.00	90.00	n.a.	n.a.	93.00	93.00	93.00	93.00

- Price increased by more than 5% compared to last Friday's price.
- Price decreased by more than 5% compared to last Friday's price.

Daily Wholesale and Retail Prices



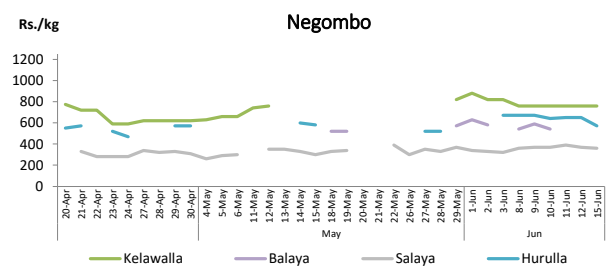
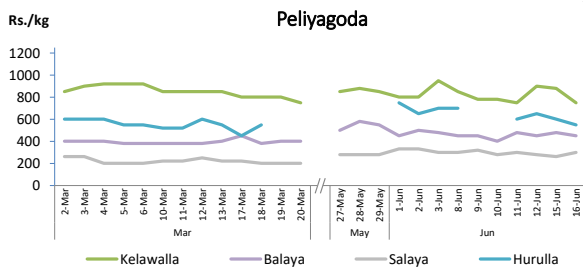
Note: In Pettah market, retail trade activities were not carried out from 27<sup>th</sup> March 2020 to 27<sup>th</sup> May 2020.

Fish

Item	Wholesale Prices				Retail Prices					
	Peliyagoda		Negombo		Peliyagoda		Negombo		Narahenpita	
	Yesterday	Today	Yesterday	Today	Yesterday	Today	Yesterday	Today	Yesterday	Today
	Rs./kg		Rs./kg		Rs./kg		Rs./kg		Rs./kg	
Kelawalla	550.00	450.00	450.00	460.00	880.00	750.00	760.00	760.00	775.00	850.00
Thalapath	700.00	850.00	770.00	n.a.	900.00	1,000.00	980.00	n.a.	990.00	1,100.00
Balaya	380.00	350.00	n.a.	380.00	480.00	450.00	n.a.	490.00	480.00	480.00
Paraw	600.00	750.00	n.a.	700.00	900.00	1,000.00	n.a.	1,200.00	900.00	900.00
Salaya	200.00	250.00	300.00	290.00	260.00	300.00	360.00	350.00	360.00	360.00
Hurulla	500.00	450.00	460.00	530.00	600.00	550.00	570.00	640.00	780.00	760.00

- Price increased by more than 5% compared to last Friday's price.
- Price decreased by more than 5% compared to last Friday's price.

Daily Retail Prices



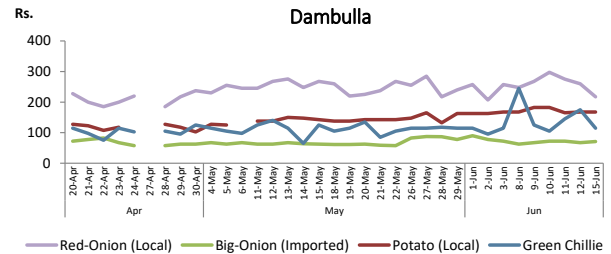
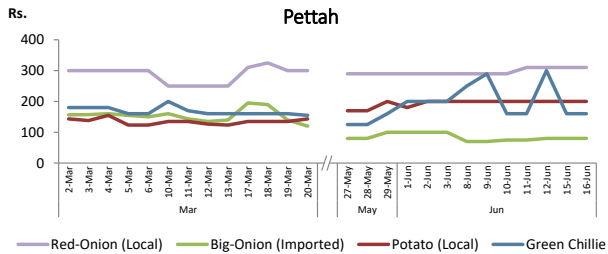
Note: Prices of Negombo fish market were obtained from the outlet of Ceylon Fisheries Corporation in Negombo. In Peliyagoda fish market, retail trade activities were not carried out from 20<sup>th</sup> March 2020 to 26<sup>th</sup> March 2020, from 31<sup>st</sup> March 2020 to 17<sup>th</sup> April 2020 and from 22<sup>nd</sup> April 2020 to 26<sup>th</sup> May 2020.

Other

Item	Wholesale Prices				Retail Prices					
	Pettah		Dambulla		Pettah		Dambulla		Narahenpita	
	Yesterday	Today	Yesterday	Today	Yesterday	Today	Yesterday	Today	Yesterday	Today
	Rs./kg		Rs./kg		Rs./kg		Rs./kg		Rs./kg	
Red-Onion (local)	280.00	280.00	208.00	200.00	310.00	310.00	218.00	210.00	360.00	360.00
Red-Onion (Imp)	265.00	280.00	238.00	228.00	310.00	310.00	248.00	238.00	n.a.	n.a.
Big-Onion (local)	n.a.	n.a.	n.a.	n.a.	n.a.	n.a.	n.a.	n.a.	n.a.	n.a.
Big-Onion (Imp)	65.00	63.00	61.00	58.00	80.00	80.00	71.00	68.00	90.00	90.00
Potato (local)	175.00	170.00	158.00	158.00	200.00	200.00	168.00	168.00	220.00	220.00
Potato (Imp)	118.00	125.00			150.00	150.00			160.00	160.00
Dried Chillie (Imp)	400.00	400.00	378.00	378.00	440.00	440.00	388.00	388.00	520.00	520.00
Coconut (Rs./Nut)	60.00	63.00	52.00	56.00	n.a.	78.00	57.00	61.00	73.00	73.00
Coconut oil (Rs./Ltr)	500.00	500.00			540.00	540.00			380.00	380.00
Dhal (Small)	145.00	140.00			150.00	150.00			160.00	160.00
Sugar	128.00	127.00			135.00	135.00			125.00	125.00
Egg (Rs./Each)	17.00	17.50			18.00	18.50			20.00	20.00
Katta	1,000.00	1,100.00			1,200.00	1,200.00			1,600.00	1,550.00
Sprat	450.00	600.00			650.00	650.00			800.00	800.00
Green Chillie	120.00	120.00	95.00	115.00	160.00	160.00	115.00	135.00	320.00	240.00
Lime	400.00	400.00	378.00	355.00	475.00	475.00	388.00	375.00	700.00	600.00

■ Price increased by more than 5% compared to last Friday's price.  
■ Price decreased by more than 5% compared to last Friday's price.

Daily Retail Prices



Note:  
 In Pettah market, retail trade activities were not carried out from 27<sup>th</sup> March 2020 to 26<sup>th</sup> May 2020.  
 In Dambulla market, retail trade activities were not carried out from 31<sup>st</sup> March 2020 to 17<sup>th</sup> April 2020.