



Daily Price Report

A Summary of Price Developments - 11 June 2020

				Price (Rs./kg)	
				Yesterday	Today
Vegetables 	<ul style="list-style-type: none"> Price of Beans declined in Dambulla market compared to yesterday due to favourable supply from Matale and Bandarawela areas. 	▼	Dambulla :	163.00	135.00
	<ul style="list-style-type: none"> Price of Cabbage declined in both Dambulla and Narahenpita markets compared to yesterday due to favourable supply from Dambulla and Theldeniya areas. 	▼	Dambulla : Narahenpita :	108.00 180.00	95.00 160.00
	<ul style="list-style-type: none"> Price of Tomato declined in Dambulla market compared to yesterday due to favourable supply from Matale and Theldeniya areas. 	▼	Dambulla :	145.00	135.00
	<ul style="list-style-type: none"> Price of Carrot increased in Dambulla market compared to yesterday due to low supply from Nuwara Eliya area. 	▲	Dambulla :	163.00	175.00
Other 	<ul style="list-style-type: none"> Price of Local Red Onion increased in Pettah market compared to yesterday due to low supply from Jaffna and Puttalam areas 	▲	Pettah :	290.00	310.00
	<ul style="list-style-type: none"> Price of Local Red Onion declined in Dambulla market compared to yesterday due to favourable supply from Jaffna area. 	▼	Dambulla :	298.00	275.00
	<ul style="list-style-type: none"> Price of Imported Red Onion increased in Pettah market compared to yesterday due to unavailability of imported varieties. 	▲	Pettah :	280.00	310.00

Note: The above mentioned prices denote the **retail prices** reported as of today in relevant markets.



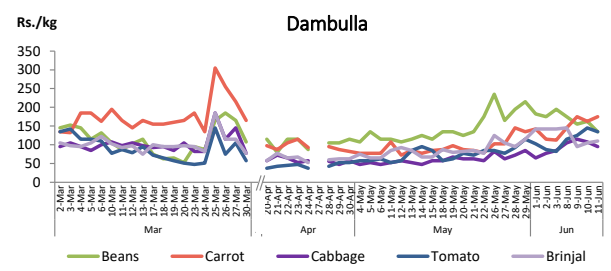
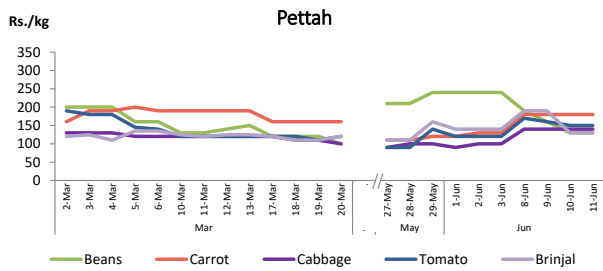
Statistics Department
Central Bank of Sri Lanka

Vegetables

Item	Wholesale Prices				Retail Prices					
	Pettah		Dambulla		Pettah		Dambulla		Narahenpita	
	Yesterday	Today	Yesterday	Today	Yesterday	Today	Yesterday	Today	Yesterday	Today
	Rs./kg		Rs./kg		Rs./kg		Rs./kg		Rs./kg	
Beans	100.00	100.00	143.00	115.00	130.00	130.00	163.00	135.00	140.00	140.00
Carrot	140.00	140.00	143.00	155.00	180.00	180.00	163.00	175.00	160.00	160.00
Cabbage	80.00	80.00	88.00	75.00	140.00	140.00	108.00	95.00	180.00	160.00
Tomato	125.00	120.00	125.00	115.00	150.00	150.00	145.00	135.00	160.00	160.00
Brinjal	90.00	90.00	85.00	90.00	130.00	130.00	105.00	110.00	180.00	180.00
Pumpkin	30.00	30.00	28.00	28.00	60.00	60.00	48.00	48.00	65.00	80.00
Snake gourd	120.00	120.00	133.00	75.00	160.00	160.00	153.00	95.00	200.00	180.00

■ Price increased by more than 5% compared to yesterday's price.
■ Price decreased by more than 5% compared to yesterday's price.

Daily Retail Prices



Note:

In Pettah market, retail trade activities were not carried out from 27th March 2020 to 26th May 2020.

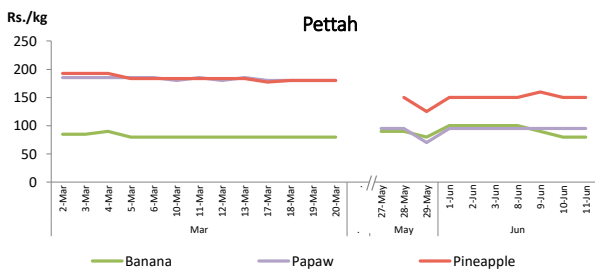
In Dambulla market, retail trade activities were not carried out from 31st March 2020 to 17th April 2020.

Fruits

Item	Wholesale Prices		Retail Prices			
	Pettah		Pettah		Narahenpita	
	Yesterday	Today	Yesterday	Today	Yesterday	Today
	Rs./kg		Rs./kg			
Banana (Sour)	55.00	55.00	80.00	80.00	120.00	120.00
Papaw	65.00	75.00	95.00	95.00	110.00	110.00
Pineapple	n.a.	n.a.	150.00	150.00	120.00	120.00
	Rs./Each		Rs./Each			
Apple (Imp)	n.a.	n.a.	50.00	50.00	60.00	60.00
Orange (Imp)	n.a.	n.a.	50.00	50.00	60.00	60.00

■ Price increased by more than 5% compared to yesterday's price.
■ Price decreased by more than 5% compared to yesterday's price.

Daily Retail Prices



Note:

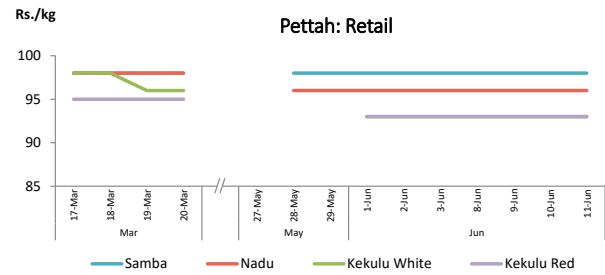
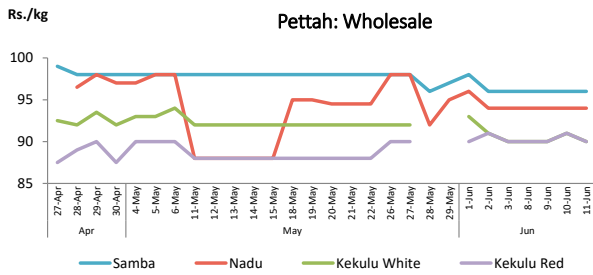
In Pettah market, retail trade activities were not carried out from 27th March 2020 to 26th May 2020.

Rice

Item	Wholesale Prices				Retail Prices					
	Marandagamulla		Pettah		Dambulla		Pettah		Narahenpita	
	Yesterday	Today	Yesterday	Today	Yesterday	Today	Yesterday	Today	Yesterday	Today
	Rs./kg		Rs./kg		Rs./kg		Rs./kg		Rs./kg	
Samba	95.00	95.00	96.00	96.00	98.00	98.00	98.00	98.00	98.00	98.00
Nadu	93.00	93.00	94.00	94.00	97.00	97.00	96.00	96.00	96.00	96.00
Kekulu White	88.00	89.00	91.00	90.00	92.00	92.00	93.00	93.00	93.00	93.00
Kekulu Red	91.00	91.00	91.00	90.00	n.a.	n.a.	93.00	93.00	93.00	93.00

■ Price increased by more than 5% compared to yesterday's price.
■ Price decreased by more than 5% compared to yesterday's price.

Daily Wholesale and Retail Prices



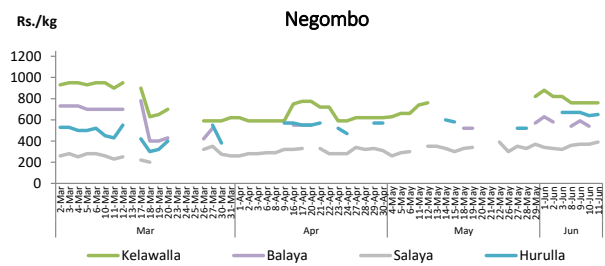
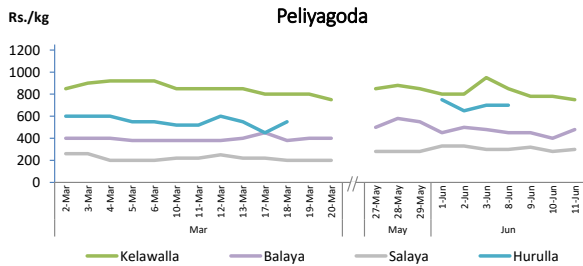
Note: In Pettah market, retail trade activities were not carried out from 27th March 2020 to 26th May 2020.

Fish

Item	Wholesale Prices				Retail Prices					
	Peliyagoda		Negombo		Peliyagoda		Negombo		Narahenpita	
	Yesterday	Today	Yesterday	Today	Yesterday	Today	Yesterday	Today	Yesterday	Today
	Rs./kg		Rs./kg		Rs./kg		Rs./kg		Rs./kg	
Kelawalla	480.00	450.00	460.00	450.00	780.00	750.00	760.00	760.00	860.00	980.00
Thalapath	n.a.	n.a.	n.a.	760.00	n.a.	n.a.	n.a.	920.00	980.00	1,200.00
Balaya	300.00	380.00	430.00	n.a.	400.00	480.00	540.00	n.a.	480.00	490.00
Paraw	550.00	750.00	n.a.	n.a.	850.00	1,000.00	n.a.	n.a.	1,000.00	800.00
Salaya	220.00	250.00	300.00	330.00	280.00	300.00	370.00	390.00	380.00	380.00
Hurulla	n.a.	500.00	540.00	540.00	n.a.	600.00	640.00	650.00	650.00	640.00

■ Price increased by more than 5% compared to yesterday's price.
■ Price decreased by more than 5% compared to yesterday's price.

Daily Retail Prices



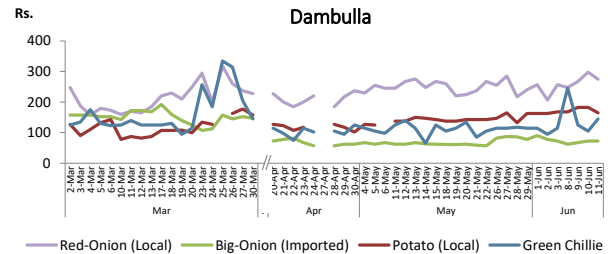
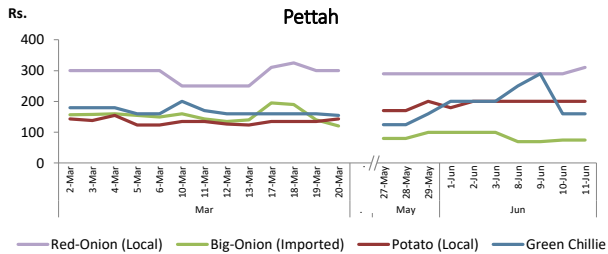
Note: Prices of Negombo fish market were obtained from the outlet of Ceylon Fisheries Corporation in Negombo. In Peliyagoda fish market, retail trade activities were not carried out from 20th March 2020 to 26th March 2020, from 31st March 2020 to 17th April 2020 and from 22nd April 2020 to 26th May 2020.

Other

Item	Wholesale Prices				Retail Prices					
	Pettah		Dambulla		Pettah		Dambulla		Narahenpita	
	Yesterday	Today	Yesterday	Today	Yesterday	Today	Yesterday	Today	Yesterday	Today
Red-Onion (local)	260.00	265.00	288.00	265.00	290.00	310.00	298.00	275.00	360.00	360.00
Red-Onion (Imp)	260.00	265.00	n.a.	285.00	280.00	310.00	n.a.	295.00	n.a.	n.a.
Big-Onion (local)	n.a.	n.a.	n.a.	n.a.	n.a.	n.a.	n.a.	n.a.	n.a.	n.a.
Big-Onion (Imp)	58.00	58.00	63.00	63.00	75.00	75.00	73.00	73.00	80.00	80.00
Potato (local)	170.00	170.00	173.00	155.00	200.00	200.00	183.00	165.00	220.00	220.00
Potato (Imp)	120.00	120.00			150.00	150.00			160.00	160.00
Dried Chillie (Imp)	380.00	400.00	388.00	388.00	450.00	440.00	398.00	398.00	520.00	520.00
Coconut (Rs./Nut)	63.00	63.00	59.00	56.00	78.00	78.00	64.00	61.00	73.00	73.00
Coconut oil (Rs./Ltr)	490.00	500.00			520.00	540.00			370.00	370.00
Dhal (Small)	140.00	140.00			150.00	150.00			170.00	160.00
Sugar	130.00	127.00			140.00	135.00			125.00	125.00
Egg (Rs./Each)	18.50	18.50			19.50	19.50			19.00	20.00
Katta	1,050.00	1,100.00			1,200.00	1,200.00			1,600.00	1,600.00
Sprat	480.00	450.00			650.00	650.00			800.00	800.00
Green Chillie	120.00	120.00	85.00	125.00	160.00	160.00	105.00	145.00	260.00	240.00
Lime	500.00	500.00	405.00	415.00	575.00	575.00	425.00	435.00	600.00	600.00

■ Price increased by more than 5% compared to yesterday's price.
■ Price decreased by more than 5% compared to yesterday's price.

Daily Retail Prices



Note:
 In Pettah market, retail trade activities were not carried out from 27th March 2020 to 26th May 2020.
 In Dambulla market, retail trade activities were not carried out from 31st March 2020 to 17th April 2020.