



# Daily Price Report

A Summary of Price Developments - 9 June 2020

		Price (Rs./kg)		
		Yesterday	Today	
<b>Vegetables</b> 	<b>Prices of most upcountry vegetable varieties increased in Dambulla market compared to yesterday due to low supply from Nuwara Eliya area.</b>			
	<ul style="list-style-type: none"> <li>Price of <b>Beans</b> declined further in <b>Pettah, Narahenpita</b> and <b>Dambulla</b> markets compared to yesterday due to <b>favourable supply</b> from <b>Balangoda, Nuwara Eliya</b> and <b>Matale</b> areas, respectively.</li> </ul>	▼	Pettah : 190.00 Dambulla : 175.00 Narahenpita : 200.00	160.00 155.00 180.00
	<ul style="list-style-type: none"> <li>Price of <b>Tomato</b> declined in <b>Pettah</b> and <b>Narahenpita</b> markets compared to yesterday due to <b>favourable supply</b> from <b>Embilipitiya</b> and <b>Sooriyawewa</b> areas.</li> </ul>	▼	Pettah : 170.00 Narahenpita : 160.00	160.00 140.00
<b>Other</b> 	<ul style="list-style-type: none"> <li>Price of <b>Imported Potato</b> increased in <b>Pettah</b> market compared to yesterday due to <b>unavailability</b> of <b>Indian</b> variety.</li> </ul>	▲	Pettah : 140.00	155.00
	<ul style="list-style-type: none"> <li>Price of <b>Imported Red Onion</b> declined in <b>Dambulla</b> market compared to yesterday due to <b>availability</b> of a <b>low quality variety</b> from <b>India</b>.</li> </ul>	▼	Dambulla : 268.00	208.00
	<ul style="list-style-type: none"> <li>Price of <b>Local Red Onion</b> increased in <b>Dambulla</b> market compared to yesterday due to <b>availability</b> of a <b>high quality variety</b> from <b>Jaffna</b>.</li> </ul>	▲	Dambulla : 248.00	268.00
	<ul style="list-style-type: none"> <li>Price of <b>Green Chillie</b> declined in <b>Dambulla</b> and <b>Narahenpita</b> markets compared to yesterday due to <b>favourable supply</b> from <b>Jaffna</b> and <b>Puttalam</b> areas.</li> </ul>	▼	Dambulla : 245.00 Narahenpita : 360.00	125.00 280.00

Note: The above mentioned prices denote the **retail prices** reported as of today in relevant markets.



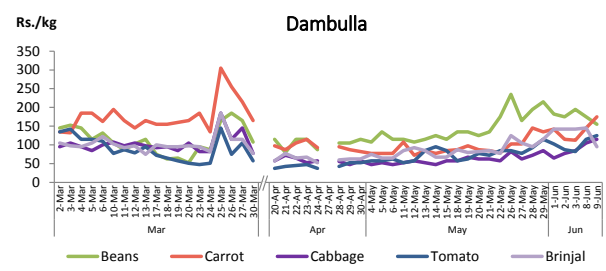
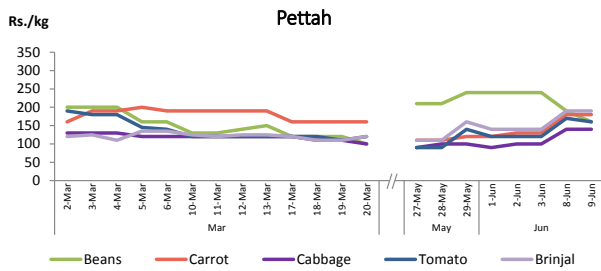
Statistics Department  
Central Bank of Sri Lanka

Vegetables

Item	Wholesale Prices				Retail Prices					
	Pettah		Dambulla		Pettah		Dambulla		Narahenpita	
	Yesterday	Today	Yesterday	Today	Yesterday	Today	Yesterday	Today	Yesterday	Today
	Rs./kg		Rs./kg		Rs./kg		Rs./kg		Rs./kg	
Beans	150.00	120.00	155.00	135.00	190.00	160.00	175.00	155.00	200.00	180.00
Carrot	140.00	140.00	125.00	155.00	180.00	180.00	145.00	175.00	180.00	180.00
Cabbage	80.00	80.00	85.00	95.00	140.00	140.00	105.00	115.00	180.00	180.00
Tomato	140.00	120.00	95.00	105.00	170.00	160.00	115.00	125.00	160.00	140.00
Brinjal	140.00	140.00	125.00	75.00	190.00	190.00	145.00	95.00	130.00	180.00
Pumpkin	28.00	28.00	33.00	45.00	55.00	55.00	53.00	65.00	65.00	65.00
Snake gourd	100.00	120.00	115.00	115.00	120.00	160.00	135.00	135.00	200.00	200.00

■ Price increased by more than 5% compared to yesterday's price.  
■ Price decreased by more than 5% compared to yesterday's price.

Daily Retail Prices

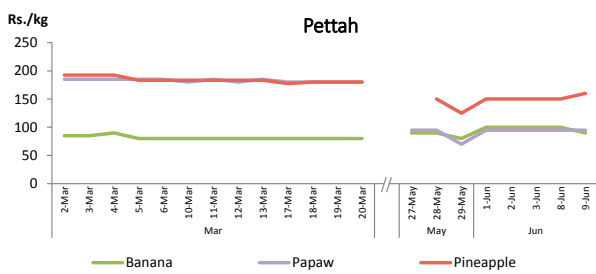


Fruits

Item	Wholesale Prices		Retail Prices			
	Pettah		Pettah		Narahenpita	
	Yesterday	Today	Yesterday	Today	Yesterday	Today
	Rs./kg		Rs./kg			
Banana (Sour)	60.00	60.00	100.00	90.00	120.00	110.00
Papaw	65.00	65.00	95.00	95.00	120.00	100.00
Pineapple	n.a.	n.a.	150.00	160.00	140.00	120.00
	Rs./Each		Rs./Each			
Apple (Imp)	45.00	n.a.	55.00	50.00	60.00	n.a.
Orange (Imp)	45.00	n.a.	55.00	50.00	60.00	n.a.

■ Price increased by more than 5% compared to yesterday's price.  
■ Price decreased by more than 5% compared to yesterday's price.

Daily Retail Prices

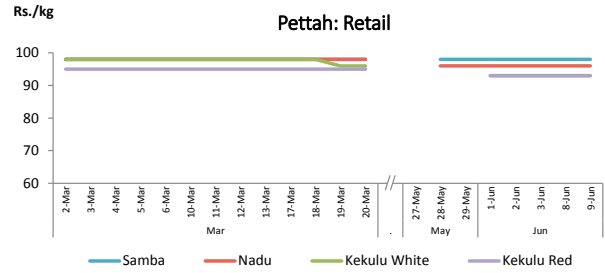
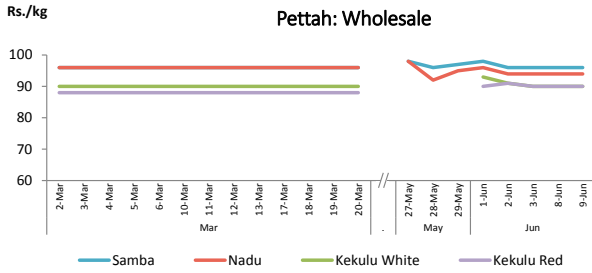


Rice

Item	Wholesale Prices				Retail Prices					
	Marandagamulla		Pettah		Dambulla		Pettah		Narahenpita	
	Yesterday	Today	Yesterday	Today	Yesterday	Today	Yesterday	Today	Yesterday	Today
	Rs./kg		Rs./kg		Rs./kg		Rs./kg		Rs./kg	
Samba	96.00	96.00	96.00	96.00	98.00	98.00	98.00	98.00	98.00	98.00
Nadu	94.00	94.00	94.00	94.00	96.00	96.00	96.00	96.00	96.00	96.00
Kekulu White	89.00	89.00	90.00	90.00	n.a.	n.a.	93.00	93.00	93.00	93.00
Kekulu Red	91.00	91.00	90.00	90.00	n.a.	n.a.	93.00	93.00	93.00	93.00

■ Price increased by more than 5% compared to yesterday's price.  
■ Price decreased by more than 5% compared to yesterday's price.

Daily Wholesale and Retail Prices

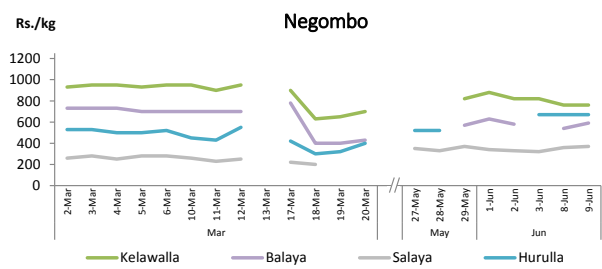
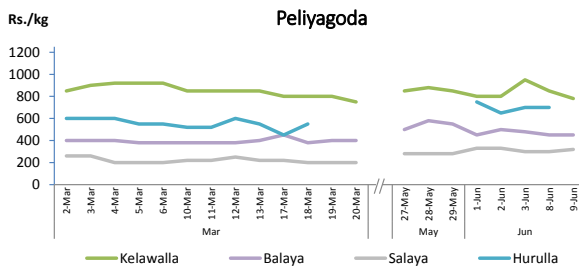


Fish

Item	Wholesale Prices				Retail Prices					
	Peliyagoda		Negombo		Peliyagoda		Negombo		Narahenpita	
	Yesterday	Today	Yesterday	Today	Yesterday	Today	Yesterday	Today	Yesterday	Today
	Rs./kg		Rs./kg		Rs./kg		Rs./kg		Rs./kg	
Kelawalla	550.00	480.00	440.00	440.00	850.00	780.00	760.00	760.00	960.00	980.00
Thalapath	n.a.	n.a.	760.00	n.a.	n.a.	n.a.	920.00	n.a.	1,300.00	1,200.00
Balaya	350.00	350.00	430.00	480.00	450.00	450.00	540.00	590.00	490.00	420.00
Paraw	650.00	550.00	n.a.	n.a.	950.00	850.00	n.a.	n.a.	n.a.	980.00
Salaya	250.00	230.00	300.00	310.00	300.00	320.00	360.00	370.00	360.00	380.00
Hurulla	600.00	n.a.	560.00	560.00	700.00	n.a.	670.00	670.00	740.00	740.00

■ Price increased by more than 5% compared to yesterday's price.  
■ Price decreased by more than 5% compared to yesterday's price.

Daily Retail Prices



Note:  
Prices of Negombo fish market were obtained from the outlet of Ceylon Fisheries Corporation in Negombo.

Other

Item	Wholesale Prices				Retail Prices					
	Pettah		Dambulla		Pettah		Dambulla		Narahenpita	
	Yesterday	Today	Yesterday	Today	Yesterday	Today	Yesterday	Today	Yesterday	Today
Red-Onion (local)	260.00	260.00	238.00	258.00	290.00	290.00	248.00	268.00	340.00	340.00
Red-Onion (Imp)	260.00	260.00	258.00	198.00	290.00	290.00	268.00	208.00	n.a.	n.a.
Big-Onion (local)	n.a.	n.a.	n.a.	n.a.	n.a.	n.a.	n.a.	n.a.	n.a.	n.a.
Big-Onion (Imp)	55.00	58.00	53.00	58.00	70.00	70.00	63.00	68.00	90.00	80.00
Potato (local)	170.00	180.00	158.00	173.00	200.00	200.00	168.00	183.00	220.00	220.00
Potato (Imp)	123.00	130.00			140.00	155.00			140.00	140.00
Dried Chillie (Imp)	400.00	400.00	398.00	378.00	450.00	450.00	408.00	388.00	500.00	500.00
Coconut (Rs./Nut)	68.00	63.00	54.00	54.00	80.00	75.00	59.00	59.00	73.00	73.00
Coconut oil (Rs./Ltr)	490.00	490.00			520.00	520.00			370.00	370.00
Dhal (Small)	140.00	140.00			150.00	150.00			170.00	170.00
Sugar	130.00	130.00			140.00	140.00			130.00	125.00
Egg (Rs./Each)	18.00	18.00			19.00	19.00			18.00	17.00
Katta	1,050.00	1,050.00			1,200.00	1,200.00			1,650.00	1,600.00
Sprat	480.00	480.00			650.00	650.00			800.00	800.00
Green Chillie	200.00	220.00	225.00	105.00	250.00	290.00	245.00	125.00	360.00	280.00
Lime	500.00	500.00	445.00	445.00	600.00	600.00	465.00	465.00	650.00	600.00

■ Price increased by more than 5% compared to yesterday's price.  
■ Price decreased by more than 5% compared to yesterday's price.

Daily Retail Prices

