



Daily Price Report

A Summary of Price Developments - 3 June 2020

		Price (Rs./kg)		
		Yesterday	Today	
Vegetables 	<ul style="list-style-type: none"> Price of Beans increased in both Dambulla and Narahenpita markets compared to yesterday due to low supply from Nuwara Eliya area. 	▲	Dambulla : 175.00 Narahenpita : 200.00	195.00 240.00
	<ul style="list-style-type: none"> Price of Cabbage increased in both Dambulla and Narahenpita markets compared to yesterday due to low supply from Bandarawela area. 	▲	Dambulla : 78.00 Narahenpita : 100.00	85.00 140.00
	<ul style="list-style-type: none"> Price of Tomato declined in Dambulla market compared to yesterday due to favourable supply from Nawula area. 	▼	Dambulla : 88.00	83.00
	<ul style="list-style-type: none"> Price of Pumpkin declined in Dambulla market compared to yesterday due to favourable supply from Laggala area. 	▼	Dambulla : 48.00	43.00
Other 	<ul style="list-style-type: none"> Price of Imported Big Onion declined further in Dambulla market compared to yesterday due to availability of a low quality variety from Pakistan. 	▼	Dambulla : 78.00	73.00
	<ul style="list-style-type: none"> Price of Imported Potato declined in both Pettah and Narahenpita markets compared to yesterday due to high availability of an Indian variety. 	▼	Pettah : 140.00 Narahenpita : 160.00	130.00 150.00
	<ul style="list-style-type: none"> Price of Imported Dried Chillie declined in Pettah market compared to yesterday due to high availability of an Indian variety. 	▼	Pettah : 490.00	460.00
	<ul style="list-style-type: none"> Price of Coconut increased in Dambulla market compared to yesterday due to low supply from Kurunegala and Melsiripura areas. 	▲	Dambulla : 64.00	69.00

Note: The above mentioned prices denote the **retail prices** reported as of today in relevant markets.

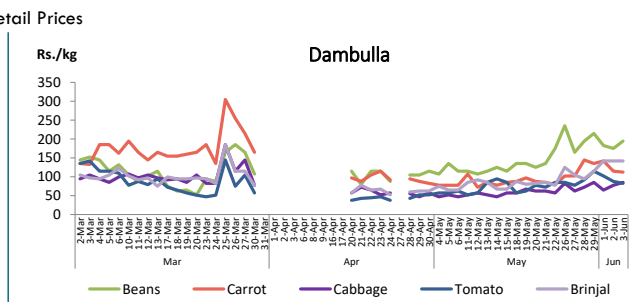
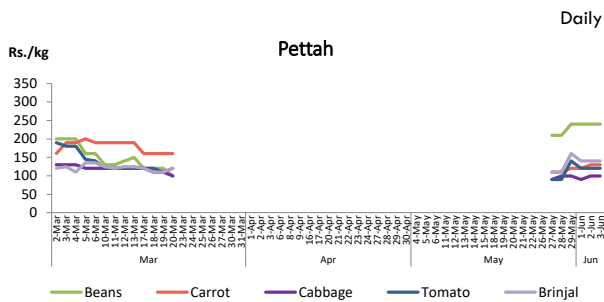


Statistics Department
Central Bank of Sri Lanka

Vegetables

Item	Wholesale Prices				Retail Prices					
	Pettah		Dambulla		Pettah		Dambulla		Narahenpita	
	Yesterday	Today	Yesterday	Today	Yesterday	Today	Yesterday	Today	Yesterday	Today
	Rs./kg		Rs./kg		Rs./kg		Rs./kg		Rs./kg	
Beans	200.00	200.00	155.00	175.00	240.00	240.00	175.00	195.00	200.00	240.00
Carrot	90.00	90.00	95.00	93.00	130.00	130.00	115.00	113.00	160.00	180.00
Cabbage	50.00	50.00	58.00	65.00	100.00	100.00	78.00	85.00	100.00	140.00
Tomato	80.00	80.00	68.00	63.00	120.00	120.00	88.00	83.00	120.00	140.00
Brinjal	100.00	100.00	95.00	123.00	140.00	140.00	143.00	143.00	160.00	160.00
Pumpkin	28.00	28.00	23.00	23.00	55.00	55.00	48.00	43.00	80.00	80.00
Snake gourd	90.00	80.00	115.00	113.00	90.00	120.00	110.00	133.00	150.00	200.00

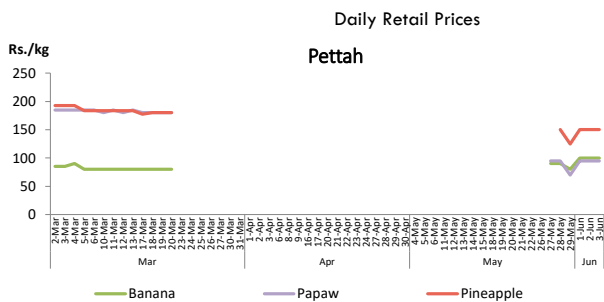
■ Price increased by more than 5% compared to yesterday's price.
■ Price decreased by more than 5% compared to yesterday's price.



Fruits

Item	Wholesale Prices		Retail Prices			
	Pettah		Pettah		Narahenpita	
	Yesterday	Today	Yesterday	Today	Yesterday	Today
	Rs./kg		Rs./kg		Rs./kg	
Banana (Sour)	60.00	60.00	100.00	100.00	90.00	100.00
Papaw	65.00	65.00	95.00	95.00	110.00	100.00
Pineapple	n.a.	n.a.	150.00	150.00	140.00	140.00
	Rs./Each		Rs./Each		Rs./Each	
Apple (Imp)			50.00	50.00	60.00	60.00
Orange (Imp)			50.00	50.00	60.00	60.00

■ Price increased by more than 5% compared to yesterday's price.
■ Price decreased by more than 5% compared to yesterday's price.

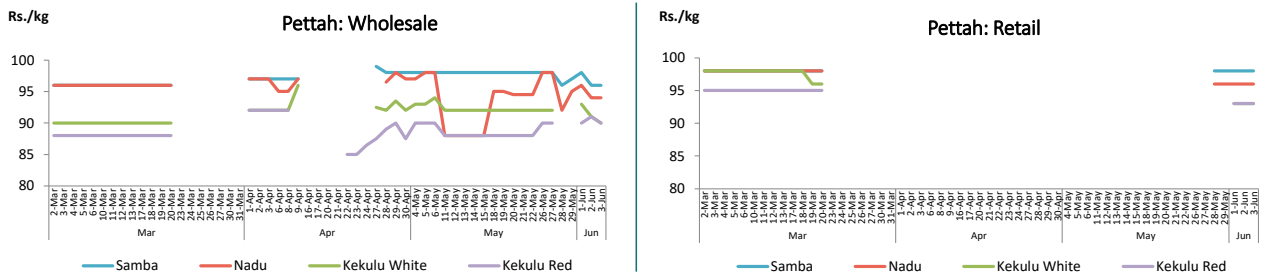


Rice

Item	Wholesale Prices				Retail Prices					
	Marandagamula		Pettah		Dambulla		Pettah		Narahenpita	
	Yesterday	Today	Yesterday	Today	Yesterday	Today	Yesterday	Today	Yesterday	Today
	Rs./kg		Rs./kg		Rs./kg		Rs./kg		Rs./kg	
Samba	96.00	96.00	96.00	96.00	98.00	98.00	98.00	98.00	98.00	98.00
Nadu	93.00	94.00	94.00	94.00	96.00	96.00	96.00	96.00	96.00	96.00
Kekulu White	89.00	89.00	91.00	90.00	n.a.	n.a.	93.00	93.00	n.a.	n.a.
Kekulu Red	90.00	91.00	91.00	90.00	n.a.	n.a.	93.00	93.00	n.a.	93.00

■ Price increased by more than 5% compared to yesterday's price.
■ Price decreased by more than 5% compared to yesterday's price.

Daily Wholesale and Retail Prices

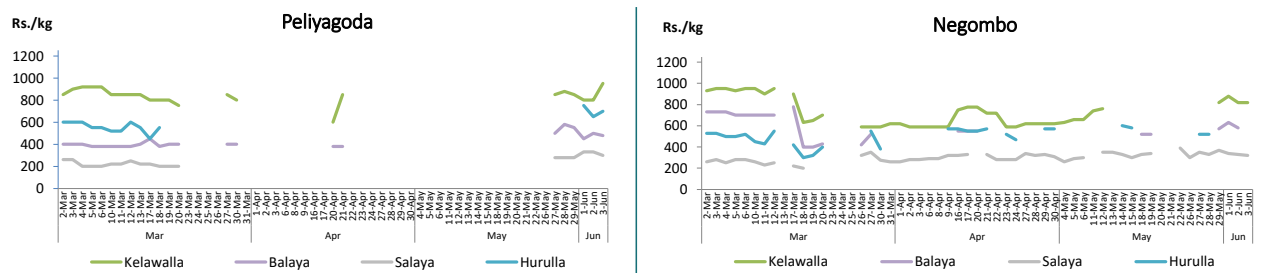


Fish

Item	Wholesale Prices				Retail Prices					
	Peliyagoda		Negombo		Peliyagoda		Negombo		Narahenpita	
	Yesterday	Today	Yesterday	Today	Yesterday	Today	Yesterday	Today	Yesterday	Today
	Rs./kg		Rs./kg		Rs./kg		Rs./kg		Rs./kg	
Kelawalla	600.00	700.00	570.00	570.00	800.00	950.00	820.00	820.00	980.00	940.00
Thalapath	n.a.	n.a.	760.00	n.a.	n.a.	n.a.	940.00	n.a.	1,100.00	1,300.00
Balaya	400.00	380.00	470.00	n.a.	500.00	480.00	580.00	n.a.	550.00	n.a.
Paraw	650.00	650.00	n.a.	n.a.	950.00	950.00	n.a.	n.a.	n.a.	980.00
Salaya	230.00	250.00	265.00	260.00	330.00	300.00	330.00	320.00	340.00	440.00
Hurulla	550.00	600.00	n.a.	550.00	650.00	700.00	n.a.	670.00	800.00	790.00

■ Price increased by more than 5% compared to yesterday's price.
■ Price decreased by more than 5% compared to yesterday's price.

Daily Retail Prices



Note: Prices of Negombo fish market were obtained from the outlet of Ceylon Fisheries Corporation in Negombo.

Other

Item	Wholesale Prices				Retail Prices					
	Pettah		Dambulla		Pettah		Dambulla		Narahenpita	
	Yesterday	Today	Yesterday	Today	Yesterday	Today	Yesterday	Today	Yesterday	Today
Red-Onion (local)	260.00	260.00	198.00	248.00	290.00	290.00	207.00	258.00	340.00	340.00
Red-Onion (Imp)	260.00	260.00	238.00	228.00	290.00	290.00	238.00	238.00	n.a.	n.a.
Big-Onion (local)	n.a.	n.a.	n.a.	n.a.	n.a.	n.a.	n.a.	n.a.	n.a.	n.a.
Big-Onion (Imp)	80.00	80.00	68.00	63.00	100.00	100.00	78.00	73.00	90.00	100.00
Potato (local)	170.00	170.00	158.00	158.00	200.00	200.00	163.00	168.00	200.00	200.00
Potato (Imp)	120.00	120.00			140.00	130.00			160.00	150.00
Dried Chillie (Imp)	440.00	400.00	428.00	418.00	490.00	460.00	438.00	428.00	500.00	500.00
Coconut (Rs./Nut)	n.a.	n.a.	59.00	64.00	58.00	58.00	64.00	69.00	73.00	73.00
Coconut oil (Rs./Ltr)	505.00	500.00			510.00	530.00			370.00	370.00
Dhal (Small)	137.00	140.00			148.00	150.00			170.00	170.00
Sugar	127.00	130.00			140.00	140.00			130.00	130.00
Egg (Rs./Each)	17.50	17.50			18.50	18.50			17.00	17.00
Katta	n.a.	1,075.00			1,200.00	1,200.00			1,500.00	1,600.00
Sprat	n.a.	490.00			650.00	650.00			800.00	800.00
Green Chillie	150.00	145.00	75.00	95.00	200.00	200.00	95.00	115.00	140.00	200.00
Lime	490.00	425.00	395.00	395.00	525.00	525.00	415.00	415.00	650.00	600.00

■ Price increased by more than 5% compared to yesterday's price.
■ Price decreased by more than 5% compared to yesterday's price.

Daily Retail Prices

