



Daily Price Report

A Summary of Price Developments - 2 June 2020

				Price (Rs./kg)	
				Yesterday	Today
Vegetables 	<ul style="list-style-type: none"> Price of Carrot declined in Dambulla market compared to Yesterday due to high supply from Nuwara Eliya area. 	▼	Dambulla :	143.00	115.00
	<ul style="list-style-type: none"> Price of Pumpkin declined in Dambulla market compared to Yesterday due to high supply from Anuradhapura area. 	▼	Dambulla :	58.00	48.00
	<ul style="list-style-type: none"> Price of Cabbage increased in both Pettah and Dambulla markets compared to Yesterday due to low supply from Bandarawela area. 	▲	Pettah : Dambulla :	90.00 65.00	100.00 78.00
Other 	<ul style="list-style-type: none"> Price of Imported Big Onion declined in Dambulla market compared to Yesterday due to availability of a low quality variety from Pakistan. 	▼	Dambulla :	90.00	78.00
	<ul style="list-style-type: none"> Price of Green Chillie declined in Dambulla market compared to Yesterday due to high supply from Puttalam area. 	▼	Dambulla :	115.00	95.00
	<ul style="list-style-type: none"> Price of Lime declined in Dambulla market compared to Yesterday due to high supply from Bibila area. 	▼	Dambulla :	465.00	415.00

Note: The above mentioned prices denote the **retail prices** reported as of today in relevant markets.

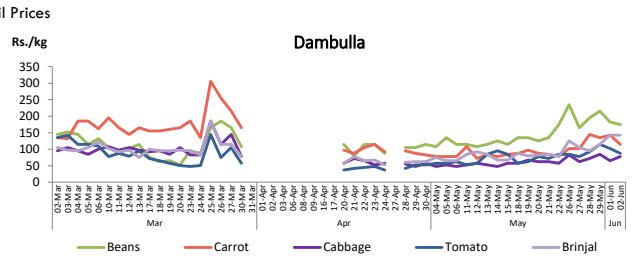
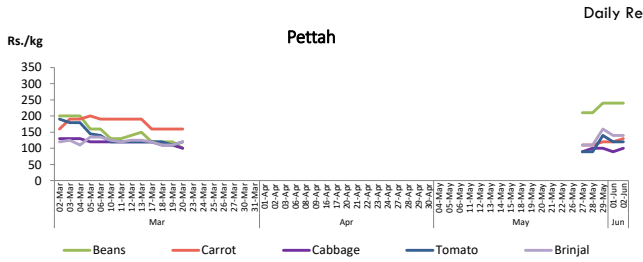


Statistics Department
Central Bank of Sri Lanka

Vegetables

Item	Wholesale Prices						Retail Prices					
	Pettah		Dambulla		Narahenpita		Pettah		Dambulla		Narahenpita	
	Yesterday	Today	Yesterday	Today	Yesterday	Today	Yesterday	Today	Yesterday	Today	Yesterday	Today
	Rs./kg		Rs./kg		Rs./kg		Rs./kg		Rs./kg		Rs./kg	
Beans	200.00	200.00	163.00	155.00	n.a.	n.a.	240.00	240.00	183.00	175.00	200.00	200.00
Carrot	80.00	90.00	123.00	95.00	n.a.	n.a.	120.00	130.00	143.00	115.00	140.00	160.00
Cabbage	45.00	50.00	45.00	58.00	n.a.	n.a.	90.00	100.00	65.00	78.00	80.00	100.00
Tomato	80.00	80.00	83.00	68.00	n.a.	n.a.	120.00	120.00	103.00	88.00	110.00	120.00
Brinjal	100.00	100.00	123.00	95.00	n.a.	n.a.	140.00	140.00	143.00	143.00	140.00	160.00
Pumpkin	28.00	28.00	38.00	23.00	n.a.	n.a.	55.00	55.00	58.00	48.00	70.00	80.00
Snake gourd	80.00	90.00	123.00	115.00	n.a.	n.a.	120.00	90.00	143.00	110.00	180.00	150.00

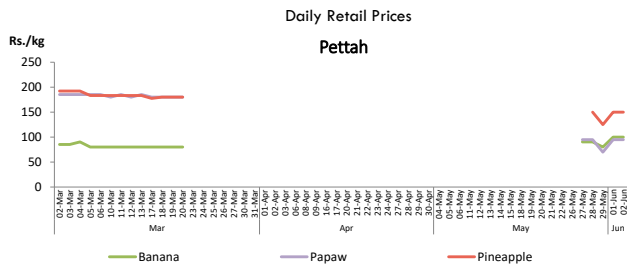
■ Price increased by more than 5% compared to yesterday's price.
■ Price decreased by more than 5% compared to yesterday's price.



Fruits

Item	Wholesale Prices				Retail Prices			
	Pettah		Narahenpita		Pettah		Narahenpita	
	Yesterday	Today	Yesterday	Today	Yesterday	Today	Yesterday	Today
Banana (Sour)	60.00	60.00	n.a.	n.a.	100.00	100.00	100.00	90.00
Papaw	65.00	65.00	n.a.	n.a.	95.00	95.00	100.00	110.00
Pineapple	n.a.	n.a.	n.a.	n.a.	150.00	150.00	120.00	140.00
	Rs./Each		Rs./Each		Rs./Each		Rs./Each	
Apple (Imp)	n.a.	n.a.			50.00	50.00	n.a.	60.00
Orange (Imp)	n.a.	n.a.			50.00	50.00	n.a.	60.00

■ Price increased by more than 5% compared to yesterday's price.
■ Price decreased by more than 5% compared to yesterday's price.



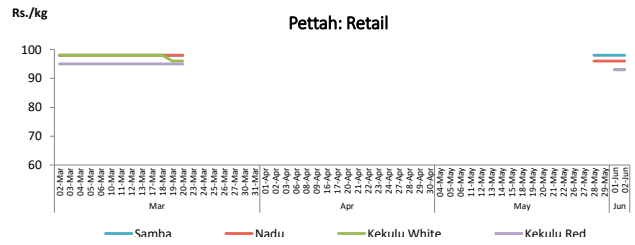
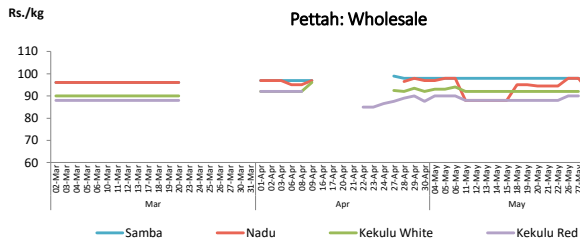
Wholesale and Retail Prices: Selected Food Commodities - 2 June 2020

Rice

Item	Wholesale Prices						Retail Prices					
	Marandagamula		Pettah		Narahenpita		Dambulla		Pettah		Narahenpita	
	Yesterday	Today	Yesterday	Today	Yesterday	Today	Yesterday	Today	Yesterday	Today	Yesterday	Today
	Rs./kg		Rs./kg		Rs./kg		Rs./kg		Rs./kg		Rs./kg	
Samba	96.00	96.00	98.00	96.00	n.a.	n.a.	n.a.	98.00	98.00	98.00	98.00	98.00
Nadu	94.00	93.00	96.00	94.00	n.a.	n.a.	93.00	96.00	96.00	96.00	96.00	96.00
Kekulu White	89.00	89.00	93.00	91.00	n.a.	n.a.	n.a.	n.a.	93.00	93.00	n.a.	n.a.
Kekulu Red	90.00	90.00	90.00	91.00	n.a.	n.a.	n.a.	n.a.	93.00	93.00	n.a.	n.a.

■ Price increased by more than 5% compared to yesterday's price.
■ Price decreased by more than 5% compared to yesterday's price.

Daily Wholesale and Retail Prices

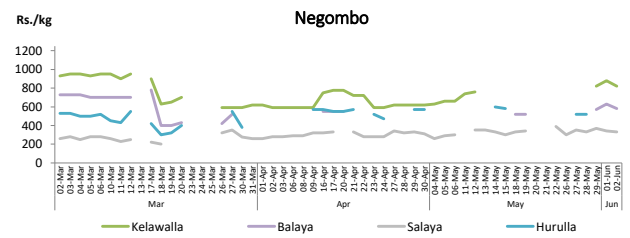
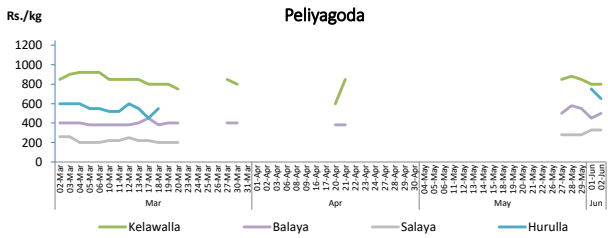


Fish

Item	Wholesale Prices						Retail Prices					
	Peliyagoda		Negombo		Narahenpita		Peliyagoda		Negombo		Narahenpita	
	Yesterday	Today	Yesterday	Today	Yesterday	Today	Yesterday	Today	Yesterday	Today	Yesterday	Today
	Rs./kg		Rs./kg		Rs./kg		Rs./kg		Rs./kg		Rs./kg	
Kelawalla	600.00	600.00	620.00	570.00	n.a.	n.a.	800.00	800.00	880.00	820.00	980.00	980.00
Thalapath	n.a.	n.a.	n.a.	760.00	n.a.	n.a.	n.a.	n.a.	n.a.	940.00	980.00	1,100.00
Balaya	350.00	400.00	520.00	470.00	n.a.	n.a.	450.00	500.00	630.00	580.00	500.00	550.00
Paraw	600.00	650.00	700.00	n.a.	n.a.	n.a.	900.00	950.00	1,200.00	n.a.	900.00	n.a.
Salaya	230.00	230.00	280.00	265.00	n.a.	n.a.	330.00	330.00	340.00	330.00	320.00	340.00
Hurulla	650.00	550.00	n.a.	n.a.	n.a.	n.a.	750.00	650.00	n.a.	n.a.	750.00	800.00

■ Price increased by more than 5% compared to yesterday's price.
■ Price decreased by more than 5% compared to yesterday's price.

Daily Retail Prices



Note: Prices of Negombo fish market were obtained from the outlet of Ceylon Fisheries Corporation in Negombo.

Other

Item	Wholesale Prices						Retail Prices					
	Pettah		Dambulla		Narahenpita		Pettah		Dambulla		Narahenpita	
	Yesterday	Today	Yesterday	Today	Yesterday	Today	Yesterday	Today	Yesterday	Today	Yesterday	Today
	Rs./kg	Rs./kg	Rs./kg	Rs./kg	Rs./kg	Rs./kg	Rs./kg	Rs./kg	Rs./kg	Rs./kg	Rs./kg	Rs./kg
Red-Onion (local)	260.00	260.00	248.00	198.00	n.a.	n.a.	290.00	290.00	258.00	207.00	380.00	240.00
Red-Onion (Imp)	260.00	260.00	253.00	238.00	n.a.	n.a.	290.00	290.00	263.00	238.00	n.a.	n.a.
Big-Onion (local)	n.a.	n.a.	n.a.	n.a.	n.a.	n.a.	n.a.	n.a.	n.a.	n.a.	n.a.	n.a.
Big-Onion (Imp)	80.00	80.00	80.00	68.00	n.a.	n.a.	100.00	100.00	90.00	78.00	100.00	90.00
Potato (local)	160.00	170.00	153.00	158.00	n.a.	n.a.	180.00	200.00	163.00	163.00	200.00	200.00
Potato (Imp)	120.00	170.00			n.a.	n.a.	140.00	140.00			140.00	160.00
Dried Chilli (Imp)	n.a.	440.00	425.00	428.00	n.a.	n.a.	450.00	490.00	435.00	438.00	600.00	500.00
Coconut (Rs./Nut)	45.00	n.a.	55.00	59.00	n.a.	n.a.	60.00	58.00	60.00	64.00	n.a.	73.00
Coconut oil (Rs./Ltr)	490.00	505.00			n.a.	n.a.	520.00	510.00			370.00	370.00
Dhal (Small)	140.00	137.00			n.a.	n.a.	150.00	148.00			170.00	170.00
Sugar	130.00	127.00			n.a.	n.a.	140.00	140.00			130.00	130.00
Egg (Rs./Each)	17.50	17.50			n.a.	n.a.	18.50	18.50			17.00	17.00
Katta	975.00	n.a.			n.a.	n.a.	1,200.00	1,200.00			1,500.00	1,500.00
Sprat	480.00	n.a.			n.a.	n.a.	650.00	650.00			800.00	800.00
Green Chillie	150.00	150.00	95.00	75.00	n.a.	n.a.	200.00	200.00	115.00	95.00	180.00	140.00
Lime	475.00	490.00	445.00	395.00	n.a.	n.a.	525.00	525.00	465.00	415.00	600.00	650.00

■ Price increased by more than 5% compared to yesterday's price.
■ Price decreased by more than 5% compared to yesterday's price.

Daily Retail Prices

