



Daily Price Report

A Summary of Price Developments - 28 May 2020

		Price (Rs./kg)	
		Yesterday	Today
Vegetables 	<ul style="list-style-type: none"> Price of Beans increased in Dambulla market compared to yesterday due to low supply from Laggala area. ▲ 	Dambulla :	165.00 195.00
	<ul style="list-style-type: none"> Price of Carrot increased in Dambulla market compared yesterday due to low supply from Nuwara Eliya area. ▲ 	Dambulla :	103.00 145.00
	<ul style="list-style-type: none"> Price of Cabbage increased in both Pettah and Dambulla markets compared to yesterday due to low supply from Nuwara Eliya area. ▲ 	Pettah :	90.00 100.00
		Dambulla :	63.00 73.00
	<ul style="list-style-type: none"> Price of Tomato increased in Dambulla market compared to yesterday due to low supply from neighbouring areas of Dambulla. ▲ 	Dambulla :	78.00 93.00
<ul style="list-style-type: none"> Price of Brinjal declined in Dambulla market compared to yesterday due to availability of a low quality variety. ▼ 	Dambulla :	105.00 95.00	
Other 	<ul style="list-style-type: none"> Price of Local Red Onion declined in Dambulla market compared to yesterday due to favourable supply from Puttalam and Nilaveli areas. ▼ 	Dambulla :	285.00 218.00
	<ul style="list-style-type: none"> Price of Imported Red Onion declined in Dambulla market compared to yesterday due to favourable supply of Indian and Pakistan varieties. ▼ 	Dambulla :	285.00 268.00
	<ul style="list-style-type: none"> Price of Limes increased in Dambulla market compared to yesterday due to low supply from Bibile area. ▲ 	Dambulla :	465.00 495.00

Note: The above mentioned prices denote the **retail prices** reported as of today in relevant markets.



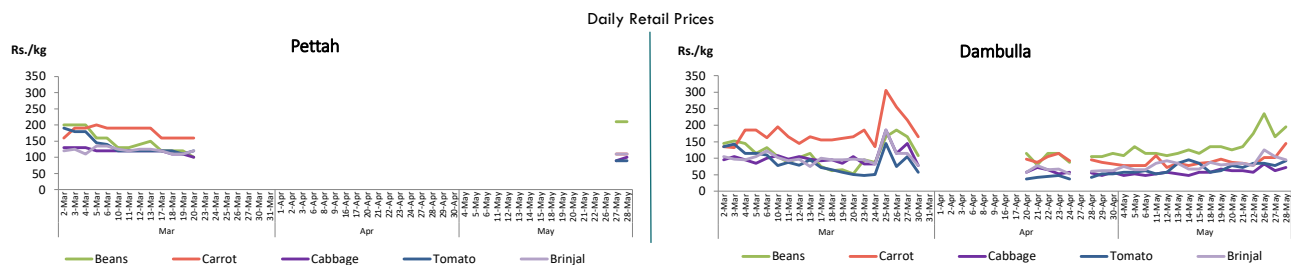
Statistics Department
Central Bank of Sri Lanka

Wholesale and Retail Prices: Selected Food Commodities - 28 May 2020

Vegetables

Item	Wholesale Prices						Retail Prices					
	Pettah		Dambulla		Narahenpita		Pettah		Dambulla		Narahenpita	
	Yesterday	Today	Yesterday	Today	Yesterday	Today	Yesterday	Today	Yesterday	Today	Yesterday	Today
	Rs./kg		Rs./kg		Rs./kg		Rs./kg		Rs./kg		Rs./kg	
Beans	165.00	165.00	145.00	175.00	n.a.	n.a.	210.00	210.00	165.00	195.00	280.00	280.00
Carrot	55.00	60.00	83.00	125.00	n.a.	n.a.	110.00	110.00	103.00	145.00	160.00	140.00
Cabbage	50.00	55.00	43.00	53.00	n.a.	n.a.	90.00	100.00	63.00	73.00	120.00	120.00
Tomato	45.00	45.00	58.00	73.00	n.a.	n.a.	90.00	90.00	78.00	93.00	140.00	120.00
Brinjal	80.00	80.00	85.00	75.00	n.a.	n.a.	110.00	110.00	105.00	95.00	200.00	180.00
Pumpkin	28.00	23.00	38.00	33.00	n.a.	n.a.	70.00	60.00	58.00	53.00	100.00	100.00
Snake gourd	80.00	80.00	95.00	88.00	n.a.	n.a.	120.00	120.00	115.00	108.00	170.00	n.a.

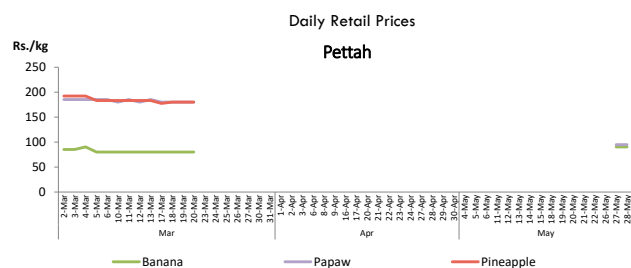
■ Price increased by more than 5% compared to yesterday's price.
■ Price decreased by more than 5% compared to yesterday's price.



Fruits

Item	Wholesale Prices				Retail Prices			
	Pettah		Narahenpita		Pettah		Narahenpita	
	Yesterday	Today	Yesterday	Today	Yesterday	Today	Yesterday	Today
Banana (Sour)	50.00	50.00	n.a.	n.a.	90.00	90.00	110.00	100.00
Papaw	70.00	70.00	n.a.	n.a.	95.00	95.00	90.00	100.00
Pineapple	n.a.	n.a.	n.a.	n.a.	n.a.	150.00	120.00	150.00
	Rs./Each		Rs./Each		Rs./Each		Rs./Each	
Apple (Imp)	38.00	n.a.			59.00	55.00	n.a.	60.00
Orange (Imp)	45.00	n.a.			50.00	50.00	n.a.	60.00

■ Price increased by more than 5% compared to yesterday's price.
■ Price decreased by more than 5% compared to yesterday's price.

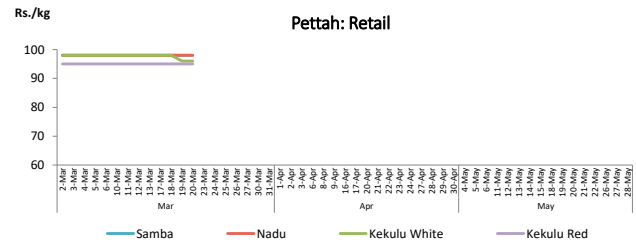
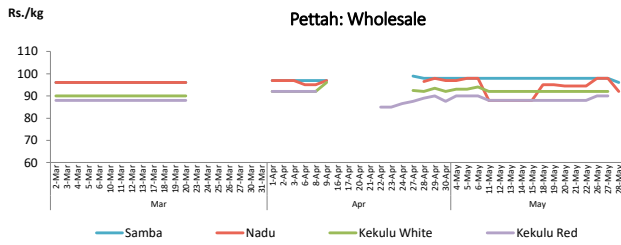


Rice

Item	Wholesale Prices						Retail Prices					
	Marandagamula		Pettah		Narahenpita		Dambulla		Pettah		Narahenpita	
	Yesterday	Today	Yesterday	Today	Yesterday	Today	Yesterday	Today	Yesterday	Today	Yesterday	Today
	Rs./kg		Rs./kg		Rs./kg		Rs./kg		Rs./kg		Rs./kg	
Samba	96.00	96.00	98.00	96.00	n.a.	n.a.	n.a.	n.a.	n.a.	98.00	90.00	98.00
Nadu	95.00	95.00	98.00	92.00	n.a.	n.a.	n.a.	98.00	n.a.	96.00	n.a.	96.00
Kekulu White	93.00	92.00	92.00	n.a.	n.a.	n.a.	n.a.	n.a.	n.a.	n.a.	n.a.	n.a.
Kekulu Red	92.00	91.00	90.00	n.a.	n.a.	n.a.	n.a.	n.a.	98.00	n.a.	n.a.	n.a.

■ Price increased by more than 5% compared to yesterday's price.
■ Price decreased by more than 5% compared to yesterday's price.

Daily Wholesale and Retail Prices

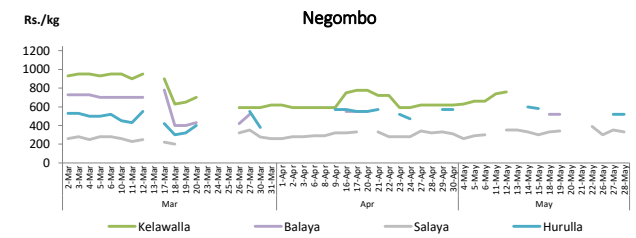
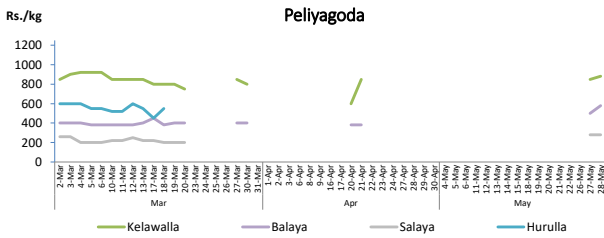


Fish

Item	Wholesale Prices						Retail Prices					
	Peliyagoda		Negombo		Narahenpita		Peliyagoda		Negombo		Narahenpita	
	Yesterday	Today	Yesterday	Today	Yesterday	Today	Yesterday	Today	Yesterday	Today	Yesterday	Today
	Rs./kg		Rs./kg		Rs./kg		Rs./kg		Rs./kg		Rs./kg	
Kelawalla	550.00	680.00	n.a.	n.a.	n.a.	n.a.	850.00	880.00	n.a.	n.a.	980.00	980.00
Thalapath	n.a.	900.00	750.00	n.a.	n.a.	n.a.	n.a.	n.a.	930.00	n.a.	1,000.00	950.00
Balaya	400.00	480.00	n.a.	n.a.	n.a.	n.a.	500.00	580.00	n.a.	n.a.	550.00	500.00
Paraw	600.00	700.00	700.00	700.00	n.a.	n.a.	900.00	n.a.	1,180.00	1,190.00	850.00	800.00
Salaya	220.00	220.00	290.00	260.00	n.a.	n.a.	280.00	280.00	350.00	330.00	330.00	360.00
Hurulla	n.a.	n.a.	420.00	420.00	n.a.	n.a.	n.a.	n.a.	520.00	520.00	600.00	700.00

■ Price increased by more than 5% compared to yesterday's price.
■ Price decreased by more than 5% compared to yesterday's price.

Daily Retail Prices



Note:

Prices of Negombo fish market were obtained from the outlet of Ceylon Fisheries Corporation in Negombo.

Other

Item	Wholesale Prices						Retail Prices					
	Pettah		Dambulla		Narahenpita		Pettah		Dambulla		Narahenpita	
	Yesterday	Today	Yesterday	Today	Yesterday	Today	Yesterday	Today	Yesterday	Today	Yesterday	Today
Red-Onion (local)	260.00	250.00	275.00	208.00	n.a.	n.a.	290.00	290.00	285.00	218.00	360.00	360.00
Red-Onion (Imp)	260.00	250.00	275.00	258.00	n.a.	n.a.	n.a.	n.a.	285.00	268.00	n.a.	n.a.
Big-Onion (local)	n.a.	n.a.	n.a.	n.a.	n.a.	n.a.	n.a.	n.a.	n.a.	n.a.	n.a.	n.a.
Big-Onion (Imp)	65.00	80.00	78.00	78.00	n.a.	n.a.	80.00	80.00	88.00	87.00	100.00	90.00
Potato (local)	160.00	n.a.	155.00	n.a.	n.a.	n.a.	170.00	170.00	165.00	n.a.	180.00	200.00
Potato (Imp)	130.00	125.00			n.a.	n.a.	100.00	100.00			120.00	120.00
Dried Chilli (Imp)	440.00	425.00	415.00	415.00	n.a.	n.a.	450.00	450.00	435.00	423.00	560.00	600.00
Coconut (Rs./Nut)	n.a.	n.a.	53.00	56.00	n.a.	n.a.	n.a.	n.a.	58.00	61.00	73.00	73.00
Coconut oil (Rs./Ltr)	n.a.	n.a.			n.a.	n.a.	n.a.	n.a.			370.00	370.00
Dhal (Small)	140.00	140.00			n.a.	n.a.	n.a.	150.00			170.00	170.00
Sugar	128.00	130.00			n.a.	n.a.	n.a.	142.00			130.00	130.00
Egg (Rs./Each)	13.00	13.00			n.a.	n.a.	14.50	14.50			16.00	17.00
Katta	950.00	975.00			n.a.	n.a.	1,200.00	1,200.00			1,400.00	1,400.00
Sprat	480.00	480.00			n.a.	n.a.	650.00	650.00			800.00	850.00
Green Chilli	80.00	80.00	90.00	98.00	n.a.	n.a.	125.00	125.00	115.00	118.00	140.00	280.00
Lime	400.00	400.00	445.00	475.00	n.a.	n.a.	450.00	450.00	465.00	495.00	700.00	700.00

■ Price increased by more than 5% compared to yesterday's price.
■ Price decreased by more than 5% compared to yesterday's price.

Daily Retail Prices

