



# Daily Price Report

## A Summary of Price Developments - 21 May 2020

		Price (Rs./kg)			
		Yesterday	Today		
<b>Vegetables</b> 	<ul style="list-style-type: none"> <li>Price of <b>Beans increased</b> in both <b>Pettah</b> and <b>Dambulla</b> markets compared to yesterday due to <b>low supply</b> from <b>Nuwara Eliya</b> and <b>Hanguranketha</b> areas, respectively.</li> </ul>	▲	Pettah : 120.00 Dambulla : 105.00	140.00 115.00	
	<ul style="list-style-type: none"> <li>Price of <b>Carrot declined</b> in <b>Pettah</b> market compared to yesterday due to <b>favourable supply</b> from <b>Nuwara Eliya</b> and <b>Kandapola</b> areas.</li> </ul>	▼	Pettah :	60.00	50.00
	<ul style="list-style-type: none"> <li>Price of <b>Brinjal increased</b> in <b>Pettah</b> market compared to yesterday due to <b>low supply</b> from <b>Embilipitiya</b> area.</li> </ul>	▲	Pettah :	50.00	60.00
	<ul style="list-style-type: none"> <li>Price of <b>Pumpkin declined</b> in <b>Dambulla</b> market compared to yesterday due to <b>favourable supply</b> from <b>Galenbindunuwewa</b> area.</li> </ul>	▼	Dambulla :	38.00	31.00
<b>Other</b> 	<ul style="list-style-type: none"> <li>Price of <b>Local Red Onion increased</b> in <b>Dambulla</b> market compared to yesterday due to <b>low supply</b> from <b>Anuradhapura</b> area.</li> </ul>	▲	Dambulla :	215.00	228.00
	<ul style="list-style-type: none"> <li>Price of <b>Green Chilli declined</b> in both <b>Pettah</b> and <b>Dambulla</b> markets compared to yesterday due to <b>favourable supply</b> from <b>Jaffna</b> and <b>Laggala</b> areas, respectively.</li> </ul>	▼	Pettah : 100.00 Dambulla : 115.00	90.00 65.00	

Note: The above mentioned prices denote the **wholesale prices** reported as of today in relevant markets.



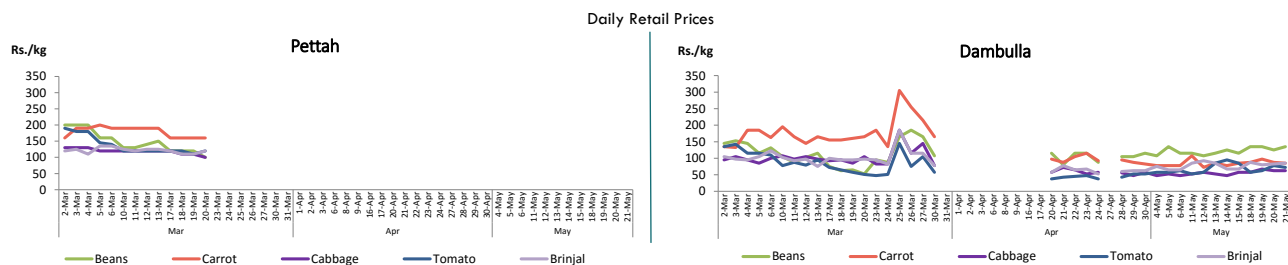
Statistics Department  
Central Bank of Sri Lanka

Wholesale and Retail Prices: Selected Food Commodities - 21 May 2020

Vegetables

Item	Wholesale Prices						Retail Prices					
	Pettah		Dambulla		Narahenpita		Pettah		Dambulla		Narahenpita	
	Yesterday	Today	Yesterday	Today	Yesterday	Today	Yesterday	Today	Yesterday	Today	Yesterday	Today
	Rs./kg		Rs./kg		Rs./kg		Rs./kg		Rs./kg		Rs./kg	
Beans	120.00	140.00	105.00	115.00	n.a.	n.a.	n.a.	n.a.	125.00	135.00	200.00	180.00
Carrot	60.00	50.00	68.00	65.00	n.a.	n.a.	n.a.	n.a.	88.00	85.00	100.00	90.00
Cabbage	40.00	45.00	43.00	43.00	n.a.	n.a.	n.a.	n.a.	63.00	63.00	110.00	110.00
Tomato	50.00	45.00	58.00	53.00	n.a.	n.a.	n.a.	n.a.	78.00	73.00	100.00	90.00
Brinjal	50.00	60.00	63.00	65.00	n.a.	n.a.	n.a.	n.a.	83.00	85.00	140.00	130.00
Pumpkin	28.00	28.00	38.00	31.00	n.a.	n.a.	n.a.	n.a.	58.00	51.00	100.00	100.00
Snake gourd	60.00	70.00	95.00	65.00	n.a.	n.a.	n.a.	n.a.	115.00	85.00	140.00	140.00

Price increased by more than 5% compared to yesterday's price.  
 Price decreased by more than 5% compared to yesterday's price.

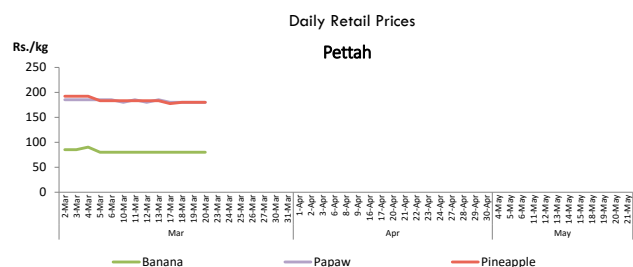


Note: In Pettah market, retail trade activities were not carried out since 27<sup>th</sup> March 2020.

Fruits

Item	Wholesale Prices				Retail Prices			
	Pettah		Narahenpita		Pettah		Narahenpita	
	Yesterday	Today	Yesterday	Today	Yesterday	Today	Yesterday	Today
Banana (Sour)	50.00	50.00	n.a.	n.a.	n.a.	n.a.	100.00	90.00
Papaw	70.00	70.00	n.a.	n.a.	n.a.	n.a.	100.00	100.00
Pineapple	165.00	n.a.	n.a.	n.a.	n.a.	n.a.	130.00	130.00
Apple (Imp)	Rs./Each				Rs./Each			
Orange (Imp)	38.00	38.00			n.a.	n.a.	n.a.	n.a.
	45.00	45.00			n.a.	n.a.	n.a.	n.a.

Price increased by more than 5% compared to yesterday's price.  
 Price decreased by more than 5% compared to yesterday's price.



Note: In Pettah market, retail trade activities were not carried out since 27<sup>th</sup> March 2020.

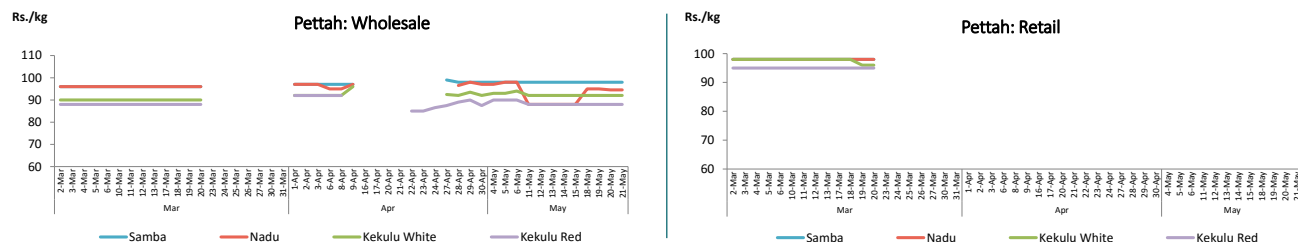
Wholesale and Retail Prices: Selected Food Commodities - 21 May 2020

Rice

Item	Wholesale Prices						Retail Prices					
	Marandagamula		Pettah		Narahenpita		Dambulla		Pettah		Narahenpita	
	Yesterday	Today	Yesterday	Today	Yesterday	Today	Yesterday	Today	Yesterday	Today	Yesterday	Today
	Rs./kg		Rs./kg		Rs./kg		Rs./kg		Rs./kg		Rs./kg	
Samba	96.00	96.00	98.00	98.00	n.a.	n.a.	n.a.	n.a.	n.a.	n.a.	90.00	90.00
Nadu	94.00	94.00	95.00	95.00	n.a.	n.a.	93.00	93.00	n.a.	n.a.	90.00	n.a.
Kekulu White	93.00	93.00	92.00	92.00	n.a.	n.a.	n.a.	n.a.	n.a.	n.a.	n.a.	n.a.
Kekulu Red	93.00	93.00	88.00	88.00	n.a.	n.a.	n.a.	n.a.	n.a.	n.a.	n.a.	n.a.

■ Price increased by more than 5% compared to yesterday's price.  
■ Price decreased by more than 5% compared to yesterday's price.

Daily Wholesale and Retail Prices



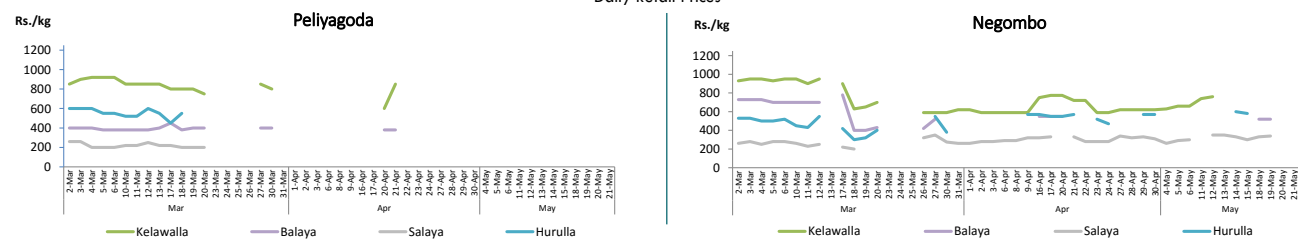
Note: In Pettah market, retail trade activities were not carried out since 27<sup>th</sup> March 2020.

Fish

Item	Wholesale Prices						Retail Prices					
	Peliyagoda		Negombo		Narahenpita		Peliyagoda		Negombo		Narahenpita	
	Yesterday	Today	Yesterday	Today	Yesterday	Today	Yesterday	Today	Yesterday	Today	Yesterday	Today
	Rs./kg		Rs./kg		Rs./kg		Rs./kg		Rs./kg		Rs./kg	
Kelawalla	n.a.	n.a.	n.a.	n.a.	n.a.	n.a.	n.a.	n.a.	n.a.	n.a.	980.00	960.00
Thalapath	720.00	720.00	n.a.	n.a.	n.a.	n.a.	n.a.	n.a.	n.a.	n.a.	920.00	950.00
Balaya	420.00	480.00	n.a.	n.a.	n.a.	n.a.	n.a.	n.a.	n.a.	n.a.	490.00	480.00
Paraw	600.00	n.a.	n.a.	n.a.	n.a.	n.a.	n.a.	n.a.	n.a.	n.a.	990.00	950.00
Salaya	220.00	220.00	n.a.	n.a.	n.a.	n.a.	n.a.	n.a.	n.a.	n.a.	380.00	370.00
Hurulla	n.a.	n.a.	n.a.	n.a.	n.a.	n.a.	n.a.	n.a.	n.a.	n.a.	700.00	700.00

■ Price increased by more than 5% compared to yesterday's price.  
■ Price decreased by more than 5% compared to yesterday's price.

Daily Retail Prices



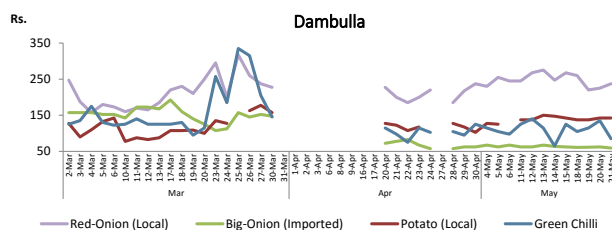
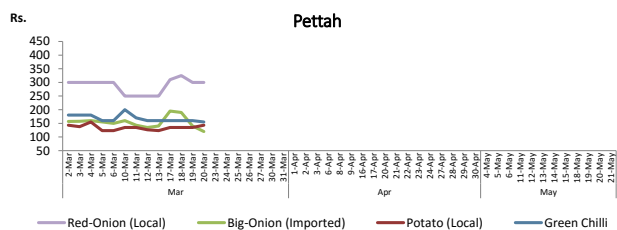
Note: In Peliyagoda fish market, retail trade activities were not carried out since 27<sup>th</sup> April 2020. Prices of Negombo fish market were obtained from the outlet of Ceylon Fisheries Corporation in Negombo. Due to the prevailing weather conditions, above fish varieties were not available in the outlet of Ceylon Fisheries Corporation in Negombo from 20<sup>th</sup> May 2020.

Other

Item	Wholesale Prices						Retail Prices					
	Pettah		Dambulla		Narahenpita		Pettah		Dambulla		Narahenpita	
	Yesterday	Today	Yesterday	Today	Yesterday	Today	Yesterday	Today	Yesterday	Today	Yesterday	Today
Red-Onion (local)	270.00	270.00	215.00	228.00	n.a.	n.a.	n.a.	n.a.	225.00	238.00	320.00	310.00
Red-Onion (Imp)	240.00	240.00	238.00	228.00	n.a.	n.a.	n.a.	n.a.	248.00	238.00	n.a.	n.a.
Big-Onion (local)	n.a.	n.a.	n.a.	n.a.	n.a.	n.a.	n.a.	n.a.	n.a.	n.a.	n.a.	n.a.
Big-Onion (Imp)	53.00	53.00	53.00	49.00	n.a.	n.a.	n.a.	n.a.	63.00	59.00	70.00	80.00
Potato (local)	153.00	153.00	133.00	133.00	n.a.	n.a.	n.a.	n.a.	143.00	143.00	160.00	160.00
Potato (Imp)	90.00	90.00			n.a.	n.a.	n.a.	n.a.			120.00	110.00
Dried Chilli (Imp)	n.a.	n.a.	328.00	328.00	n.a.	n.a.	n.a.	n.a.	338.00	338.00	500.00	520.00
Coconut (Rs./Nut)	68.00	68.00	57.00	54.00	n.a.	n.a.	n.a.	n.a.	62.00	59.00	78.00	73.00
Coconut oil (Rs./Ltr)	495.00	495.00			n.a.	n.a.	n.a.	n.a.			380.00	380.00
Dhal (Small)	140.00	140.00			n.a.	n.a.	n.a.	n.a.			170.00	170.00
Sugar	108.00	108.00			n.a.	n.a.	n.a.	n.a.			115.00	116.00
Egg (Rs./Each)	12.50	13.00			n.a.	n.a.	n.a.	n.a.			15.00	15.00
Katta	1,100.00	1,100.00			n.a.	n.a.	n.a.	n.a.			1,600.00	1,550.00
Sprat	490.00	490.00			n.a.	n.a.	n.a.	n.a.			800.00	800.00
Green Chilli	100.00	90.00	115.00	65.00	n.a.	n.a.	n.a.	n.a.	135.00	85.00	200.00	180.00
Lime	500.00	500.00	425.00	415.00	n.a.	n.a.	n.a.	n.a.	445.00	435.00	600.00	550.00

■ Price increased by more than 5% compared to yesterday's price.  
■ Price decreased by more than 5% compared to yesterday's price.

Daily Retail Prices



Note:  
In Pettah market, retail trade activities were not carried out since 27<sup>th</sup> March 2020.