

Daily Price Report

A Summary of Price Developments - 19 May 2020

| | | Price (Rs./kg) | |
|--|--|----------------|------------------|
| | | Yesterday | Today |
| Vegetables  | <ul style="list-style-type: none"> Price of Beans increased further in Pettah market compared to yesterday due to low supply from Nuwara Eliya area. ▲ | Pettah : | 100.00 120.00 |
| | <ul style="list-style-type: none"> Price of Carrot increased in both Pettah and Dambulla markets compared to yesterday due to low supply from Nuwara Eliya and Kandapola areas, respectively. ▲ | Pettah : | 50.00 60.00 |
| | | Dambulla : | 68.00 80.00 |
| | <ul style="list-style-type: none"> Price of Brinjal declined in Dambulla market compared to yesterday due to favourable supply from Anuradhapura and Laggala areas. ▼ | Dambulla : | 68.00 58.00 |
| | <ul style="list-style-type: none"> Price of Tomato increased in Pettah market compared to yesterday due to low supply from Sooriyawewa and Balangoda areas. ▲ | Pettah : | 40.00 50.00 |
| Other  | <ul style="list-style-type: none"> Price of Local Red Onion declined in Dambulla market compared to yesterday due to availability of high quality imported varieties from India. ▼ | Dambulla : | 250.00 210.00 |
| | <ul style="list-style-type: none"> Price of Imported Potato declined in Pettah market compared to yesterday due to availability of Indian variety. ▼ | Pettah : | 85.00 80.00 |
| | <ul style="list-style-type: none"> Price of Green Chilli increased further in Pettah market compared to yesterday due to low supply from Jaffna area. ▲ | Pettah : | 100.00 120.00 |

Note: The above mentioned prices denote the **wholesale prices** reported as of today in relevant markets.



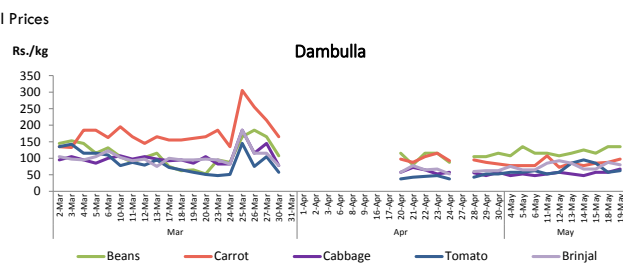
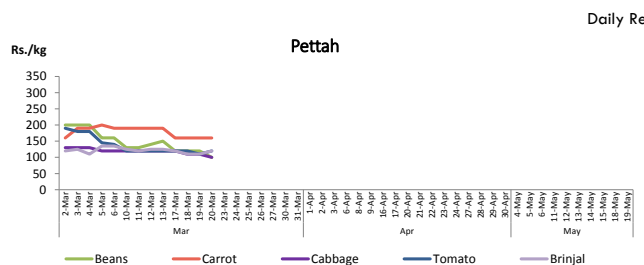
Statistics Department
Central Bank of Sri Lanka

Wholesale and Retail Prices: Selected Food Commodities - 19 May 2020

Vegetables

| Item | Wholesale Prices | | | | | | Retail Prices | | | | | |
|-------------|------------------|--------|-----------|--------|-------------|-------|---------------|-------|-----------|--------|-------------|--------|
| | Pettah | | Dambulla | | Narahenpita | | Pettah | | Dambulla | | Narahenpita | |
| | Yesterday | Today | Yesterday | Today | Yesterday | Today | Yesterday | Today | Yesterday | Today | Yesterday | Today |
| | Rs./kg | | Rs./kg | | Rs./kg | | Rs./kg | | Rs./kg | | Rs./kg | |
| Beans | 100.00 | 120.00 | 115.00 | 115.00 | n.a. | n.a. | n.a. | n.a. | 135.00 | 135.00 | 100.00 | 90.00 |
| Carrot | 50.00 | 60.00 | 68.00 | 80.00 | n.a. | n.a. | n.a. | n.a. | 88.00 | 98.00 | 140.00 | 140.00 |
| Cabbage | 45.00 | 40.00 | 38.00 | 48.00 | n.a. | n.a. | n.a. | n.a. | 58.00 | 68.00 | 120.00 | 110.00 |
| Tomato | 40.00 | 50.00 | 38.00 | 43.00 | n.a. | n.a. | n.a. | n.a. | 58.00 | 63.00 | 100.00 | 100.00 |
| Brinjal | 60.00 | 60.00 | 68.00 | 58.00 | n.a. | n.a. | n.a. | n.a. | 88.00 | 80.00 | 120.00 | 110.00 |
| Pumpkin | 30.00 | 30.00 | 33.00 | 28.00 | n.a. | n.a. | n.a. | n.a. | 53.00 | 48.00 | 100.00 | 100.00 |
| Snake gourd | 60.00 | 70.00 | 58.00 | 80.00 | n.a. | n.a. | n.a. | n.a. | 78.00 | 98.00 | 140.00 | 140.00 |

Price increased by more than 5% compared to yesterday's price.
 Price decreased by more than 5% compared to yesterday's price.

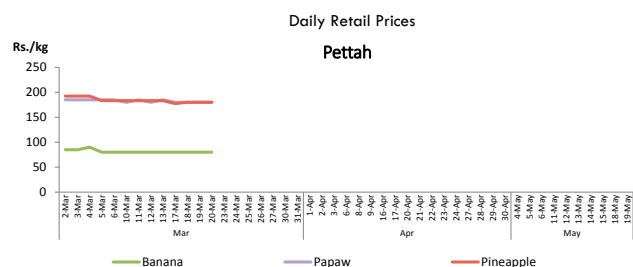


Note: In Pettah market, retail trade activities were not carried out since 27th March 2020.

Fruits

| Item | Wholesale Prices | | | | Retail Prices | | | |
|---------------|------------------|--------|-------------|-------|---------------|-------|-------------|--------|
| | Pettah | | Narahenpita | | Pettah | | Narahenpita | |
| | Yesterday | Today | Yesterday | Today | Yesterday | Today | Yesterday | Today |
| | Rs./kg | | Rs./kg | | Rs./kg | | Rs./kg | |
| Banana (Sour) | 50.00 | 50.00 | n.a. | n.a. | n.a. | n.a. | 100.00 | 100.00 |
| Papaw | 70.00 | 70.00 | n.a. | n.a. | n.a. | n.a. | 120.00 | 110.00 |
| Pineapple | 145.00 | 155.00 | n.a. | n.a. | n.a. | n.a. | 140.00 | 120.00 |
| | Rs./Each | | Rs./Each | | Rs./Each | | Rs./Each | |
| Apple (Imp) | 38.00 | 38.00 | n.a. | n.a. | n.a. | n.a. | n.a. | n.a. |
| Orange (Imp) | 45.00 | 44.00 | n.a. | n.a. | n.a. | n.a. | n.a. | n.a. |

Price increased by more than 5% compared to yesterday's price.
 Price decreased by more than 5% compared to yesterday's price.



Note: In Pettah market, retail trade activities were not carried out since 27th March 2020.

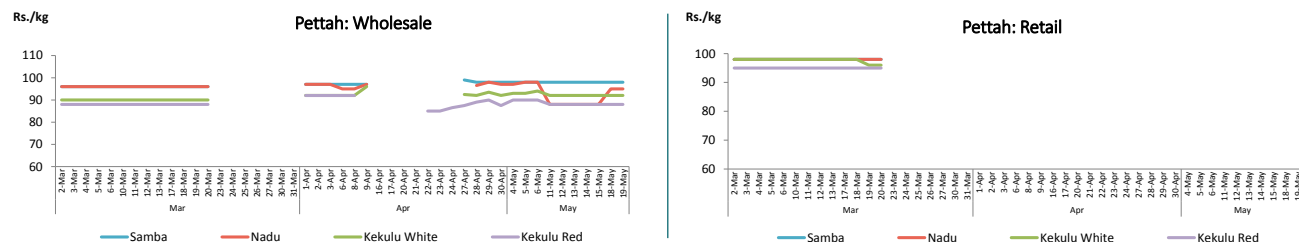
Wholesale and Retail Prices: Selected Food Commodities - 19 May 2020

Rice

| Item | Wholesale Prices | | | | | | Retail Prices | | | | | |
|--------------|------------------|-------|-----------|-------|-------------|-------|---------------|-------|-----------|-------|-------------|-------|
| | Marandagamula | | Pettah | | Narahenpita | | Dambulla | | Pettah | | Narahenpita | |
| | Yesterday | Today | Yesterday | Today | Yesterday | Today | Yesterday | Today | Yesterday | Today | Yesterday | Today |
| | Rs./kg | | Rs./kg | | Rs./kg | | Rs./kg | | Rs./kg | | Rs./kg | |
| Samba | 96.00 | 96.00 | 98.00 | 98.00 | n.a. | n.a. | n.a. | n.a. | n.a. | n.a. | 90.00 | 90.00 |
| Nadu | 94.00 | 94.00 | 95.00 | 95.00 | n.a. | n.a. | 93.00 | 93.00 | n.a. | n.a. | 90.00 | 90.00 |
| Kekulu White | 93.00 | 93.00 | 92.00 | 92.00 | n.a. | n.a. | n.a. | n.a. | n.a. | n.a. | n.a. | n.a. |
| Kekulu Red | 93.00 | 93.00 | 88.00 | 88.00 | n.a. | n.a. | n.a. | n.a. | n.a. | n.a. | n.a. | n.a. |

■ Price increased by more than 5% compared to yesterday's price.
■ Price decreased by more than 5% compared to yesterday's price.

Daily Wholesale and Retail Prices



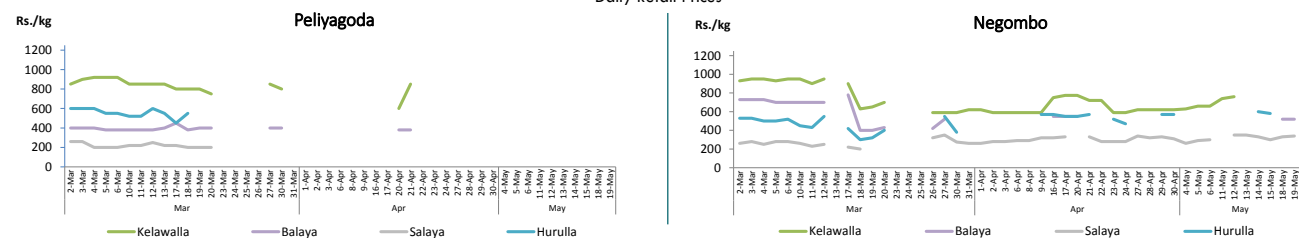
Note: In Pettah market, retail trade activities were not carried out since 27th March 2020.

Fish

| Item | Wholesale Prices | | | | | | Retail Prices | | | | | |
|-----------|------------------|--------|-----------|--------|-------------|-------|---------------|-------|-----------|--------|-------------|----------|
| | Peliyagoda | | Negombo | | Narahenpita | | Peliyagoda | | Negombo | | Narahenpita | |
| | Yesterday | Today | Yesterday | Today | Yesterday | Today | Yesterday | Today | Yesterday | Today | Yesterday | Today |
| | Rs./kg | | Rs./kg | | Rs./kg | | Rs./kg | | Rs./kg | | Rs./kg | |
| Kelawalla | n.a. | n.a. | n.a. | n.a. | n.a. | n.a. | n.a. | n.a. | n.a. | n.a. | 1,100.00 | 1,100.00 |
| Thalapath | 720.00 | 720.00 | n.a. | 720.00 | n.a. | n.a. | n.a. | n.a. | n.a. | 980.00 | 1,100.00 | 1,100.00 |
| Balaya | 380.00 | 400.00 | 400.00 | 420.00 | n.a. | n.a. | n.a. | n.a. | 520.00 | 520.00 | n.a. | n.a. |
| Paraw | 580.00 | 580.00 | n.a. | n.a. | n.a. | n.a. | n.a. | n.a. | n.a. | n.a. | 880.00 | 900.00 |
| Salaya | 220.00 | 220.00 | 270.00 | 270.00 | n.a. | n.a. | n.a. | n.a. | 330.00 | 340.00 | n.a. | 370.00 |
| Hurulla | n.a. | n.a. | n.a. | n.a. | n.a. | n.a. | n.a. | n.a. | n.a. | n.a. | 600.00 | 600.00 |

■ Price increased by more than 5% compared to yesterday's price.
■ Price decreased by more than 5% compared to yesterday's price.

Daily Retail Prices



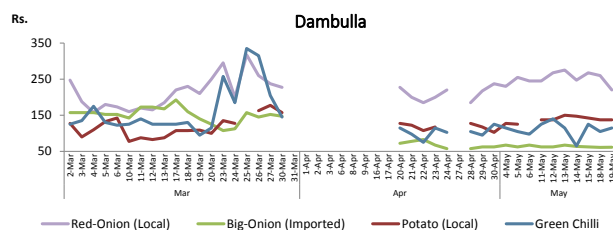
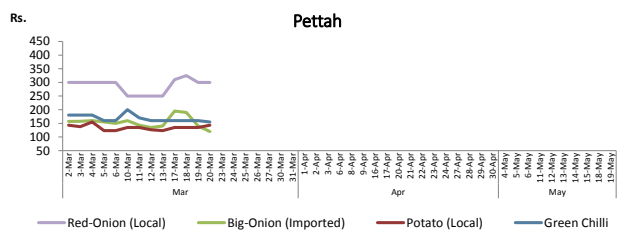
Note: In Peliyagoda fish market, retail trade activities were not carried out since 27th April 2020. Prices of Negombo fish market were obtained from the outlet of Ceylon Fisheries Corporation in Negombo.

Other

| Item | Wholesale Prices | | | | | | Retail Prices | | | | | |
|-----------------------|------------------|----------|-----------|--------|-------------|--------|---------------|--------|-----------|--------|-------------|----------|
| | Pettah | | Dambulla | | Narahenpita | | Pettah | | Dambulla | | Narahenpita | |
| | Yesterday | Today | Yesterday | Today | Yesterday | Today | Yesterday | Today | Yesterday | Today | Yesterday | Today |
| | Rs./kg | Rs./kg | Rs./kg | Rs./kg | Rs./kg | Rs./kg | Rs./kg | Rs./kg | Rs./kg | Rs./kg | Rs./kg | Rs./kg |
| Red-Onion (local) | 260.00 | 260.00 | 250.00 | 210.00 | n.a. | n.a. | n.a. | n.a. | 260.00 | 220.00 | 320.00 | 310.00 |
| Red-Onion (Imp) | 260.00 | n.a. | 248.00 | 248.00 | n.a. | n.a. | n.a. | n.a. | 258.00 | 258.00 | n.a. | n.a. |
| Big-Onion (local) | n.a. | n.a. | n.a. | n.a. | n.a. | n.a. | n.a. | n.a. | n.a. | n.a. | n.a. | n.a. |
| Big-Onion (Imp) | 55.00 | 60.00 | 51.00 | 52.00 | n.a. | n.a. | n.a. | n.a. | 61.00 | 62.00 | 70.00 | 80.00 |
| Potato (local) | 145.00 | 140.00 | 128.00 | 128.00 | n.a. | n.a. | n.a. | n.a. | 138.00 | 138.00 | 180.00 | 180.00 |
| Potato (Imp) | 85.00 | 80.00 | | | n.a. | n.a. | n.a. | n.a. | | | 120.00 | 110.00 |
| Dried Chilli (Imp) | 350.00 | 350.00 | 338.00 | 328.00 | n.a. | n.a. | n.a. | n.a. | 348.00 | 338.00 | 520.00 | 500.00 |
| Coconut (Rs./Nut) | 65.00 | 65.00 | 53.00 | 54.00 | n.a. | n.a. | n.a. | n.a. | 58.00 | 59.00 | 68.00 | 73.00 |
| Coconut oil (Rs./Ltr) | 485.00 | 485.00 | | | n.a. | n.a. | n.a. | n.a. | | | 380.00 | 380.00 |
| Dhal (Small) | 140.00 | 140.00 | | | n.a. | n.a. | n.a. | n.a. | | | 170.00 | 170.00 |
| Sugar | 110.00 | 109.00 | | | n.a. | n.a. | n.a. | n.a. | | | 115.00 | 115.00 |
| Egg (Rs./Each) | 12.00 | 12.00 | | | n.a. | n.a. | n.a. | n.a. | | | 15.00 | 15.00 |
| Katta | 1,100.00 | 1,100.00 | | | n.a. | n.a. | n.a. | n.a. | | | 1,600.00 | 1,550.00 |
| Sprat | 490.00 | 490.00 | | | n.a. | n.a. | n.a. | n.a. | | | 700.00 | 700.00 |
| Green Chilli | 100.00 | 120.00 | 85.00 | 95.00 | n.a. | n.a. | n.a. | n.a. | 105.00 | 115.00 | 200.00 | 200.00 |
| Lime | 500.00 | 500.00 | 375.00 | 395.00 | n.a. | n.a. | n.a. | n.a. | 395.00 | 415.00 | 600.00 | 600.00 |

■ Price increased by more than 5% compared to yesterday's price.
■ Price decreased by more than 5% compared to yesterday's price.

Daily Retail Prices



Note:
In Pettah market, retail trade activities were not carried out since 27th March 2020.