

# Daily Price Report

## A Summary of Price Developments - 11 March 2020

|  |  |   |            | Price (Rs./kg) |        |
|--|--|---|------------|----------------|--------|
|  |  |   |            | Yesterday      | Today  |
| <b>Vegetables</b><br> | <ul style="list-style-type: none"> <li>Price of <b>Beans declined</b> in <b>Dambulla</b> market compared to yesterday due to <b>favourable supply</b> from <b>Gampola, Nuwara Eliya and neighbouring areas of Dambulla.</b></li> </ul> | ▼ | Dambulla : | 105.00         | 88.00  |
|  | <ul style="list-style-type: none"> <li>Price of <b>Brinjal declined</b> in <b>Dambulla</b> market compared to yesterday due to <b>favourable supply</b> from <b>Anuradhapura</b> area.</li> </ul>                                      | ▼ | Dambulla : | 103.00         | 93.00  |
|  | <ul style="list-style-type: none"> <li>Price of <b>Carrot declined</b> in <b>Dambulla</b> market compared to yesterday due to <b>favourable supply</b> from <b>Nuwara Eliya and Hanguranketha</b> areas.</li> </ul>                    | ▼ | Dambulla : | 195.00         | 165.00 |
| <b>Other</b><br>     | <ul style="list-style-type: none"> <li>Price of <b>Local Red Onion increased</b> in <b>Dambulla</b> market compared to yesterday due to <b>availability of good quality variety</b> from <b>Jaffna and Puttalam</b> areas.</li> </ul>  | ▲ | Dambulla : | 160.00         | 170.00 |
|  | <ul style="list-style-type: none"> <li>Price of <b>Local Potato increased</b> in <b>Dambulla</b> market compared to yesterday due to <b>low supply</b> from <b>Welimada</b> area.</li> </ul>   | ▲ | Dambulla : | 78.00          | 88.00  |
|  | <ul style="list-style-type: none"> <li>Price of <b>Imported Big Onion increased</b> in <b>Dambulla</b> market compared to yesterday due to <b>unavailability</b> of varieties other than the <b>Pakistan</b> variety.</li> </ul>       | ▲ | Dambulla : | 143.00         | 173.00 |
|  | <ul style="list-style-type: none"> <li>Price of <b>Imported Big Onion declined</b> in <b>Pettah</b> market compared to yesterday due to <b>availability</b> of <b>Netherland</b> variety.</li> </ul>                                   | ▼ | Pettah :   | 160.00         | 143.00 |

Note: The above mentioned prices denotes the **retail prices** reported as of today in relevant markets



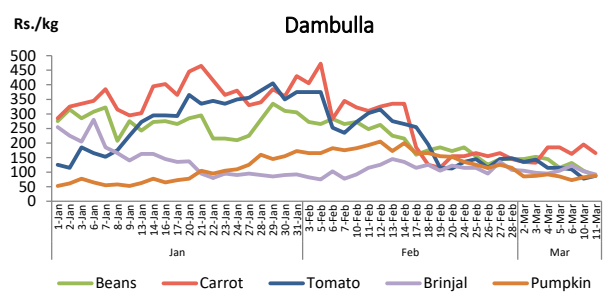
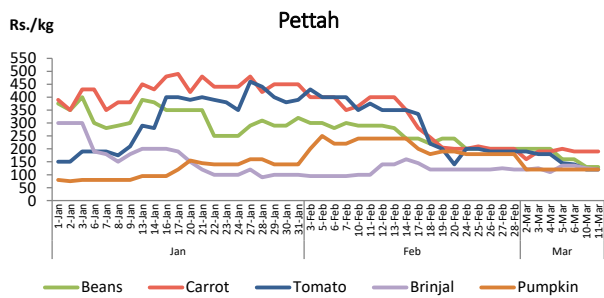
Statistics Department  
Central Bank of Sri Lanka

Vegetables

| Item        | Wholesale Prices |        |           |        | Retail Prices |        |           |        |
|-------------|------------------|--------|-----------|--------|---------------|--------|-----------|--------|
|             | Pettah           |        | Dambulla  |        | Pettah        |        | Dambulla  |        |
|             | Yesterday        | Today  | Yesterday | Today  | Yesterday     | Today  | Yesterday | Today  |
|             | Rs./kg           |        | Rs./kg    |        | Rs./kg        |        | Rs./kg    |        |
| Beans       | 100.00           | 100.00 | 88.00     | 68.00  | 130.00        | 130.00 | 105.00    | 88.00  |
| Carrot      | 140.00           | 140.00 | 175.00    | 145.00 | 190.00        | 190.00 | 195.00    | 165.00 |
| Cabbage     | 75.00            | 75.00  | 88.00     | 78.00  | 120.00        | 120.00 | 108.00    | 98.00  |
| Tomato      | 80.00            | 80.00  | 58.00     | 68.00  | 120.00        | 120.00 | 78.00     | 88.00  |
| Brinjal     | 85.00            | 85.00  | 83.00     | 73.00  | 125.00        | 120.00 | 103.00    | 93.00  |
| Pumpkin     | 80.00            | 80.00  | 63.00     | 68.00  | 120.00        | 120.00 | 83.00     | 88.00  |
| Snake gourd | 70.00            | 70.00  | 55.00     | 55.00  | 110.00        | 110.00 | 75.00     | 75.00  |

■ Price increased by more than 5% compared to Friday's price.  
■ Price decreased by more than 5% compared to Friday's price.

Daily Retail Prices

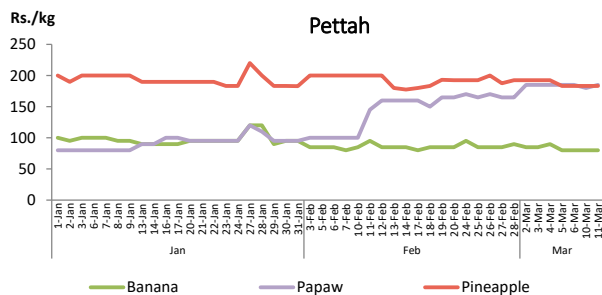


Fruits

| Item          | Wholesale Prices |        | Retail Prices |        |
|---------------|------------------|--------|---------------|--------|
|               | Pettah           |        | Pettah        |        |
|               | Yesterday        | Today  | Yesterday     | Today  |
|               | Rs./kg           |        | Rs./kg        |        |
| Banana (Sour) | 55.00            | 55.00  | 80.00         | 80.00  |
| Papaw         | 155.00           | 155.00 | 180.00        | 185.00 |
| Pineapple     | 150.00           | 150.00 | 183.00        | 183.00 |
|               |                  |        | Rs./Each      |        |
| Apple (Imp)   |                  |        | 50.00         | 50.00  |
| Orange (Imp)  |                  |        | 50.00         | 50.00  |

■ Price increased by more than 5% compared to Friday's price.  
■ Price decreased by more than 5% compared to Friday's price.

Daily Retail Prices

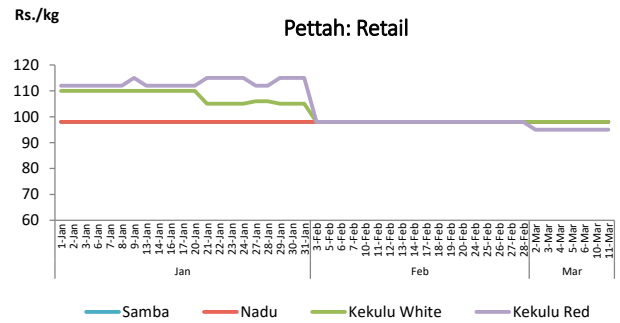
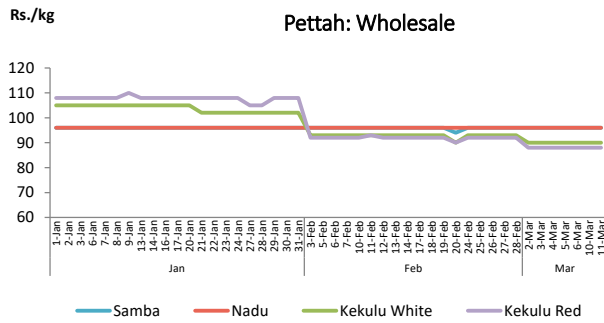


Rice

| Item         | Wholesale Prices |       |           |       | Retail Prices |       |           |       |
|--------------|------------------|-------|-----------|-------|---------------|-------|-----------|-------|
|              | Marandaghamula   |       | Pettah    |       | Dambulla      |       | Pettah    |       |
|              | Yesterday        | Today | Yesterday | Today | Yesterday     | Today | Yesterday | Today |
|              | Rs./kg           |       | Rs./kg    |       | Rs./kg        |       | Rs./kg    |       |
| Samba        | 87.00            | 87.00 | 96.00     | 96.00 | 95.00         | 97.00 | 98.00     | 98.00 |
| Nadu         | 85.00            | 85.00 | 96.00     | 96.00 | 91.00         | 93.00 | 98.00     | 98.00 |
| Kekulu White | 83.00            | 83.00 | 90.00     | 90.00 | 87.00         | 91.00 | 98.00     | 98.00 |
| Kekulu Red   | 87.00            | 87.00 | 88.00     | 88.00 | 91.00         | 91.00 | 95.00     | 95.00 |

- Price increased by more than 5% compared to Friday's price.
- Price decreased by more than 5% compared to Friday's price.

Daily Wholesale and Retail Prices

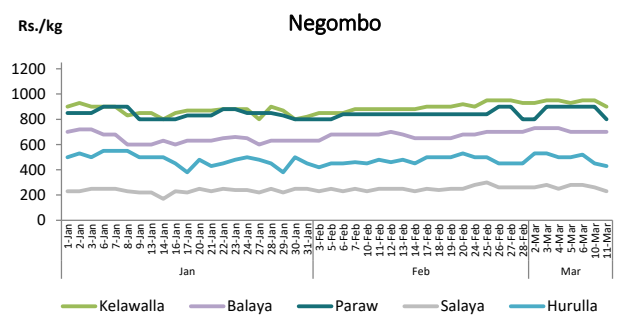
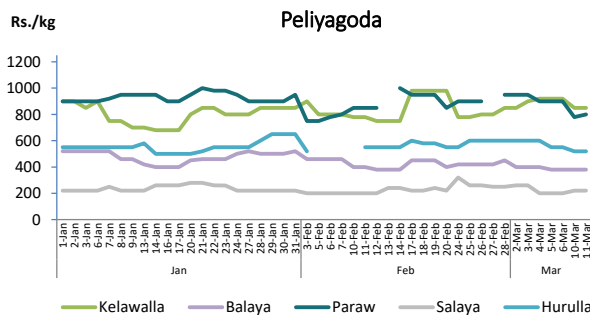


Fish

| Item      | Wholesale Prices |        |           |        | Retail Prices |        |           |          |
|-----------|------------------|--------|-----------|--------|---------------|--------|-----------|----------|
|           | Peliyagoda       |        | Negombo   |        | Peliyagoda    |        | Negombo   |          |
|           | Yesterday        | Today  | Yesterday | Today  | Yesterday     | Today  | Yesterday | Today    |
|           | Rs./kg           |        | Rs./kg    |        | Rs./kg        |        | Rs./kg    |          |
| Kelawalla | 550.00           | 550.00 | 650.00    | 620.00 | 850.00        | 850.00 | 950.00    | 900.00   |
| Thalapath | 700.00           | 700.00 | 750.00    | 730.00 | 900.00        | 900.00 | 1,050.00  | 1,000.00 |
| Balaya    | 280.00           | 280.00 | 420.00    | 400.00 | 380.00        | 380.00 | 700.00    | 700.00   |
| Paraw     | 480.00           | 500.00 | 600.00    | 580.00 | 780.00        | 800.00 | 900.00    | 800.00   |
| Salaya    | 180.00           | 180.00 | 180.00    | 160.00 | 220.00        | 220.00 | 260.00    | 230.00   |
| Hurulla   | 420.00           | 420.00 | 350.00    | 330.00 | 520.00        | 520.00 | 450.00    | 430.00   |

- Price increased by more than 5% compared to Friday's price.
- Price decreased by more than 5% compared to Friday's price.

Daily Retail Prices



Other

| Item                  | Wholesale Prices |        |           |        | Retail Prices |        |           |        |
|-----------------------|------------------|--------|-----------|--------|---------------|--------|-----------|--------|
|                       | Pettah           |        | Dambulla  |        | Pettah        |        | Dambulla  |        |
|                       | Yesterday        | Today  | Yesterday | Today  | Yesterday     | Today  | Yesterday | Today  |
|                       | Rs./kg           |        | Rs./kg    |        | Rs./kg        |        | Rs./kg    |        |
| Red-Onion (local)     | 200.00           | 200.00 | 150.00    | 160.00 | 250.00        | 250.00 | 160.00    | 170.00 |
| Red-Onion (Imp)       | 180.00           | 180.00 | 140.00    | n.a.   | 225.00        | 230.00 | 150.00    | n.a.   |
| Big-Onion (local)     | n.a.             | n.a.   | n.a.      | n.a.   | n.a.          | n.a.   | n.a.      | n.a.   |
| Big-Onion (Imp)       | 140.00           | 115.00 | 133.00    | 163.00 | 160.00        | 143.00 | 143.00    | 173.00 |
| Potato (local)        | 105.00           | 105.00 | 68.00     | 78.00  | 135.00        | 135.00 | 78.00     | 88.00  |
| Potato (Imp)          | 100.00           | 95.00  |           |        | 120.00        | 120.00 |           |        |
| Dried Chilli (Imp)    | 400.00           | 400.00 | 388.00    | 388.00 | 440.00        | 440.00 | 398.00    | 398.00 |
| Coconut (Rs./Nut)     | 55.00            | 55.00  | 64.00     | 59.00  | 68.00         | 68.00  | 69.00     | 64.00  |
| Coconut oil (Rs./Ltr) | 420.00           | 420.00 |           |        | 450.00        | 450.00 |           |        |
| Dhal                  | 123.00           | 123.00 |           |        | 135.00        | 135.00 |           |        |
| Sugar                 | 101.00           | 101.00 |           |        | 105.00        | 105.00 |           |        |
| Egg (Rs./Each)        | 18.50            | 18.50  |           |        | 19.50         | 19.50  |           |        |
| Katta                 | 880.00           | 880.00 |           |        | 950.00        | 950.00 |           |        |
| Sprat                 | 550.00           | 550.00 |           |        | 600.00        | 600.00 |           |        |
| Green Chilli          | 150.00           | 130.00 | 105.00    | 120.00 | 200.00        | 170.00 | 125.00    | 140.00 |
| Lime                  | 70.00            | 70.00  | 58.00     | 68.00  | 100.00        | 100.00 | 78.00     | 88.00  |

- Price increased by more than 5% compared to Friday's price.
- Price decreased by more than 5% compared to Friday's price.

Daily Retail Prices

