




# Daily Price Report

## A Summary of Price Developments - 10 March 2020

				Price (Rs.)	
				Friday 06.03.2020	Today
<b>Vegetables</b>  	<ul style="list-style-type: none"> <li>Price of <b>Beans</b> decreased in both <b>Pettah</b> and <b>Dambulla</b> markets compared to last Friday due to <b>favourable supply</b> from <b>Balangoda</b> and <b>Bandarawela</b> areas, respectively.</li> </ul>	▼	Pettah : Dambulla :	160.00 132.00	130.00 105.00
	<ul style="list-style-type: none"> <li>Price of <b>Tomato</b> decreased in both <b>Pettah</b> and <b>Dambulla</b> markets compared to last Friday due to <b>favourable supply</b> from <b>Balangoda</b> and <b>Dambulla</b> areas, respectively.</li> </ul>	▼	Pettah : Dambulla :	140.00 110.00	120.00 78.00
	<ul style="list-style-type: none"> <li>Price of <b>Brinjal</b> decreased in both <b>Pettah</b> and <b>Dambulla</b> markets compared to last Friday due to <b>favourable supply</b> from <b>Jaffna</b> and <b>Galenbindunuwewa</b> areas, respectively.</li> </ul>	▼	Pettah : Dambulla :	135.00 123.00	125.00 103.00
	<ul style="list-style-type: none"> <li>Price of <b>Carrot</b> increased in <b>Dambulla</b> market compared to last Friday due to <b>low supply</b> from <b>Nuwara Eliya</b> and <b>Bandarawela</b> areas.</li> </ul>	▲	Dambulla :	163.00	195.00
<b>Fish</b>  	<ul style="list-style-type: none"> <li>Prices of <b>some fish varieties</b> decreased in both <b>Peliyagoda</b> and <b>Negombo</b> markets compared to last Friday due to <b>favourable supply</b> from <b>Southern coastal</b> area.</li> </ul>	▼			
<b>Other</b>  	<ul style="list-style-type: none"> <li>Price of <b>Local Red Onion</b> decreased in both <b>Pettah</b> and <b>Dambulla</b> markets compared to last Friday due to <b>favourable supply</b> from <b>Jaffna</b> area.</li> </ul>	▼	Pettah : Dambulla :	300.00 173.00	250.00 160.00
	<ul style="list-style-type: none"> <li>Price of <b>Imported Red Onion</b> decreased in both <b>Pettah</b> and <b>Dambulla</b> markets compared to last Friday due to <b>high availability</b> of <b>Malaysian variety</b> and <b>low demand</b> caused for imported varieties due to <b>low prices</b> in local varieties.</li> </ul>	▼	Pettah : Dambulla :	300.00 193.00	225.00 150.00
	<ul style="list-style-type: none"> <li>Average price of <b>Local Potato</b> increased in <b>Pettah</b> market compared to last Friday due to <b>availability</b> of <b>Nuwara Eliya</b> variety which is <b>higher in price</b>.</li> </ul>	▲	Pettah :	123.00	135.00
	<ul style="list-style-type: none"> <li>Average price of <b>Local Potato</b> decreased in <b>Dambulla</b> market compared to last Friday due to <b>unavailability</b> of <b>Nuwara Eliya</b> variety which is <b>higher in price</b>.</li> </ul>	▼	Dambulla :	143.00	78.00

Note: The above mentioned prices denotes the **retail prices** reported as of today in relevant markets



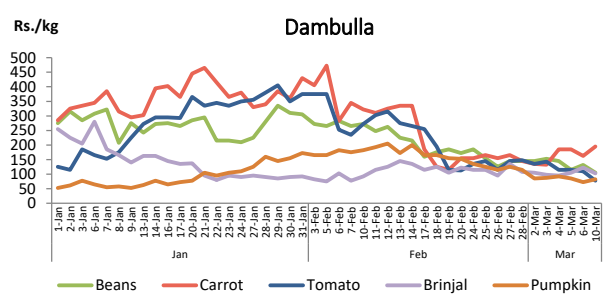
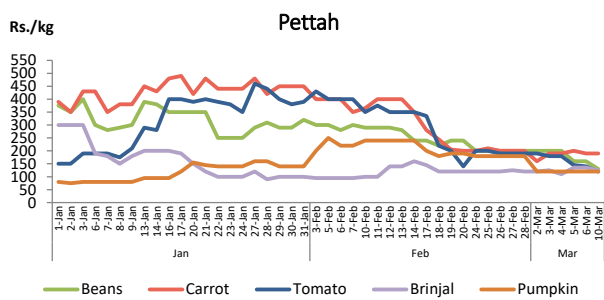
Statistics Department  
Central Bank of Sri Lanka

Vegetables

Item	Wholesale Prices				Retail Prices			
	Pettah		Dambulla		Pettah		Dambulla	
	Friday 06.03.2020	Today	Friday 06.03.2020	Today	Friday 06.03.2020	Today	Friday 06.03.2020	Today
	Rs./kg		Rs./kg		Rs./kg		Rs./kg	
Beans	120.00	100.00	112.00	88.00	160.00	130.00	132.00	105.00
Carrot	150.00	140.00	143.00	175.00	190.00	190.00	163.00	195.00
Cabbage	75.00	75.00	80.00	88.00	120.00	120.00	100.00	108.00
Tomato	120.00	80.00	90.00	58.00	140.00	120.00	110.00	78.00
Brinjal	85.00	85.00	103.00	83.00	135.00	125.00	123.00	103.00
Pumpkin	80.00	80.00	53.00	63.00	120.00	120.00	73.00	83.00
Snake gourd	75.00	70.00	63.00	55.00	110.00	110.00	83.00	75.00

■ Price increased by more than 5% compared to Friday's price.  
■ Price decreased by more than 5% compared to Friday's price.

Daily Retail Prices

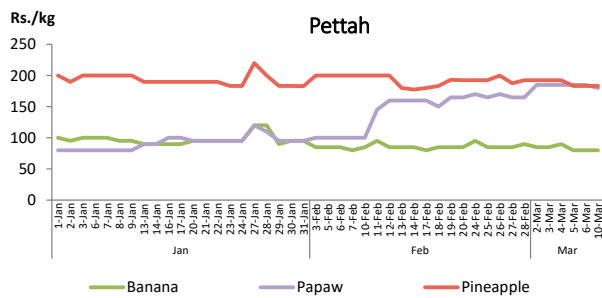


Fruits

Item	Wholesale Prices		Retail Prices	
	Pettah		Pettah	
	Friday 06.03.2020	Today	Friday 06.03.2020	Today
	Rs./kg		Rs./kg	
Banana (Sour)	55.00	55.00	80.00	80.00
Papaw	155.00	155.00	185.00	180.00
Pineapple	150.00	150.00	183.00	183.00
			Rs./Each	
Apple (Imp)			50.00	50.00
Orange (Imp)			50.00	50.00

■ Price increased by more than 5% compared to Friday's price.  
■ Price decreased by more than 5% compared to Friday's price.

Daily Retail Prices

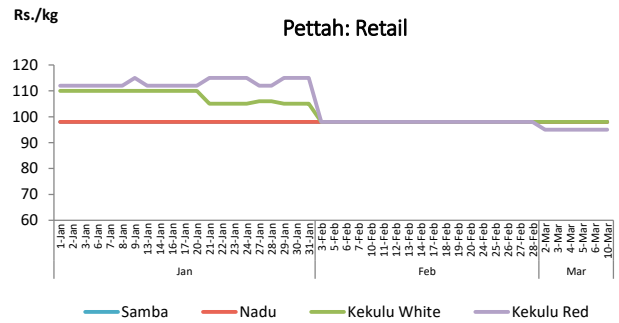
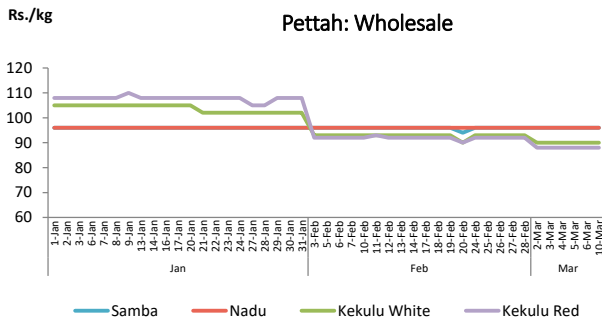


Rice

Item	Wholesale Prices				Retail Prices			
	Marandagahamula		Pettah		Dambulla		Pettah	
	Friday 06.03.2020	Today	Friday 06.03.2020	Today	Friday 06.03.2020	Today	Friday 06.03.2020	Today
	Rs./kg		Rs./kg		Rs./kg		Rs./kg	
Samba	87.00	87.00	96.00	96.00	96.00	95.00	98.00	98.00
Nadu	85.00	85.00	96.00	96.00	91.00	91.00	98.00	98.00
Kekulu White	83.00	83.00	90.00	90.00	87.00	87.00	98.00	98.00
Kekulu Red	87.00	87.00	88.00	88.00	93.00	91.00	95.00	95.00

- Price increased by more than 5% compared to Friday's price.
- Price decreased by more than 5% compared to Friday's price.

Daily Wholesale and Retail Prices

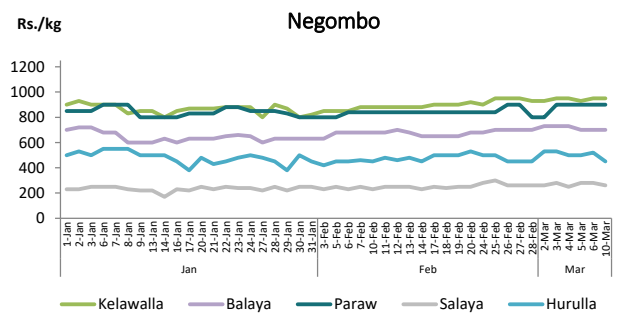
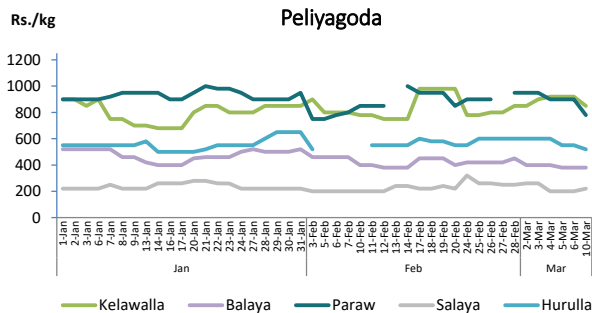


Fish

Item	Wholesale Prices				Retail Prices			
	Peliyagoda		Negombo		Peliyagoda		Negombo	
	Friday 06.03.2020	Today	Friday 06.03.2020	Today	Friday 06.03.2020	Today	Friday 06.03.2020	Today
	Rs./kg		Rs./kg		Rs./kg		Rs./kg	
Kelawalla	620.00	550.00	650.00	650.00	920.00	850.00	950.00	950.00
Thalapath	n.a.	700.00	750.00	750.00	n.a.	900.00	1,050.00	1,050.00
Balaya	280.00	280.00	450.00	420.00	380.00	380.00	700.00	700.00
Paraw	600.00	480.00	600.00	600.00	900.00	780.00	900.00	900.00
Salaya	160.00	180.00	200.00	180.00	200.00	220.00	280.00	260.00
Hurulla	450.00	420.00	400.00	350.00	550.00	520.00	520.00	450.00

- Price increased by more than 5% compared to Friday's price.
- Price decreased by more than 5% compared to Friday's price.

Daily Retail Prices



Other

Item	Wholesale Prices				Retail Prices			
	Pettah		Dambulla		Pettah		Dambulla	
	Friday 06.03.2020	Today	Friday 06.03.2020	Today	Friday 06.03.2020	Today	Friday 06.03.2020	Today
	Rs./kg		Rs./kg		Rs./kg		Rs./kg	
Red-Onion (local)	260.00	200.00	163.00	150.00	300.00	250.00	173.00	160.00
Red-Onion (Imp)	260.00	180.00	183.00	140.00	300.00	225.00	193.00	150.00
Big-Onion (local)	n.a.	n.a.	n.a.	n.a.	n.a.	n.a.	n.a.	n.a.
Big-Onion (Imp)	138.00	140.00	143.00	133.00	150.00	160.00	153.00	143.00
Potato (local)	97.00	105.00	133.00	68.00	123.00	135.00	143.00	78.00
Potato (Imp)	100.00	100.00			120.00	120.00		
Dried Chilli (Imp)	400.00	400.00	408.00	388.00	440.00	440.00	418.00	398.00
Coconut (Rs./Nut)	55.00	55.00	59.00	64.00	68.00	68.00	64.00	69.00
Coconut oil (Rs./Ltr)	420.00	420.00			450.00	450.00		
Dhal	123.00	123.00			135.00	135.00		
Sugar	101.00	101.00			105.00	105.00		
Egg (Rs./Each)	18.50	18.50			19.50	19.50		
Katta	880.00	880.00			950.00	950.00		
Sprat	550.00	550.00			600.00	600.00		
Green Chilli	120.00	150.00	103.00	105.00	160.00	200.00	123.00	125.00
Lime	65.00	70.00	43.00	58.00	90.00	100.00	63.00	78.00

■ Price increased by more than 5% compared to Friday's price.  
■ Price decreased by more than 5% compared to Friday's price.

Daily Retail Prices

