

# Daily Price Report

## A Summary of Price Developments - 6 March 2020

		Price (Rs.)	
		Yesterday	Today
<b>Vegetables</b> 	<ul style="list-style-type: none"> <li>Price of <b>Beans increased</b> in <b>Dambulla</b> market compared to yesterday due to <b>low supply</b> from <b>Matale</b> and <b>Laggala</b> areas.</li> </ul>	▲ Dambulla : 115.00	132.00
	<ul style="list-style-type: none"> <li>Price of <b>Carrot decreased</b> in <b>Dambulla</b> market compared to yesterday due to <b>favourable supply</b> from <b>Hanguranketha</b> area.</li> </ul>	▼ Dambulla : 185.00	163.00
	<ul style="list-style-type: none"> <li>Price of <b>Brinjal increased</b> in <b>Dambulla</b> market compared to yesterday due to <b>low supply</b> from <b>Anuradhapura</b> area.</li> </ul>	▲ Dambulla : 105.00	123.00
	<ul style="list-style-type: none"> <li>Price of <b>Pumpkin decreased</b> in <b>Dambulla</b> market compared to yesterday due to <b>favourable supply</b> from <b>Galenbindunuwewa</b> and <b>Jaffna</b> areas.</li> </ul>	▼ Dambulla : 85.00	73.00
<b>Other</b> 	<ul style="list-style-type: none"> <li>Price of <b>Imported Red Onions decreased</b> in <b>Dambulla</b> market compared to yesterday due to <b>low demand caused by availability of local varieties.</b></li> </ul>	▼ Dambulla : 208.00	193.00
	<ul style="list-style-type: none"> <li>Average price of <b>Local Potatoes increased</b> in <b>Dambulla</b> market compared to yesterday due to <b>availability of Nuwara Eliya variety which is higher in price.</b></li> </ul>	▲ Dambulla : 133.00	143.00

Note: The above mentioned prices denotes the **retail prices** reported as of today in relevant markets



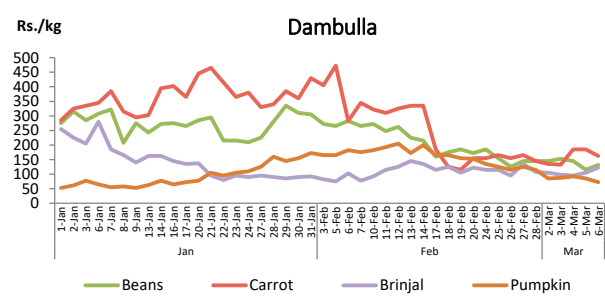
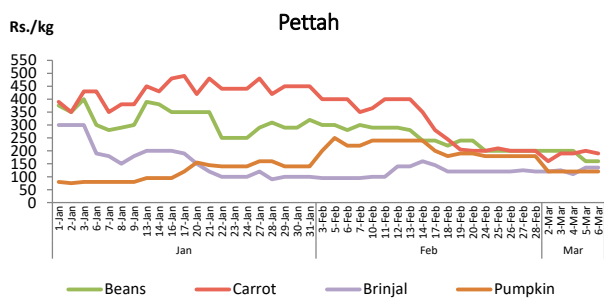
Statistics Department  
Central Bank of Sri Lanka

Vegetables

Item	Wholesale Prices				Retail Prices			
	Pettah		Dambulla		Pettah		Dambulla	
	Yesterday	Today	Yesterday	Today	Yesterday	Today	Yesterday	Today
	Rs./kg		Rs./kg		Rs./kg		Rs./kg	
Beans	120.00	120.00	95.00	112.00	160.00	160.00	115.00	132.00
Carrot	150.00	145.00	165.00	143.00	200.00	190.00	185.00	163.00
Cabbage	75.00	75.00	65.00	80.00	120.00	120.00	85.00	100.00
Tomatoes	120.00	115.00	95.00	90.00	145.00	140.00	115.00	110.00
Brinjal	85.00	85.00	85.00	103.00	135.00	135.00	105.00	123.00
Pumpkin	80.00	80.00	65.00	53.00	120.00	120.00	85.00	73.00
Snake gourd	75.00	70.00	65.00	63.00	110.00	110.00	85.00	83.00

■ Price increased by more than 5% compared to yesterday's price.  
■ Price decreased by more than 5% compared to yesterday's price.

Daily Retail Prices

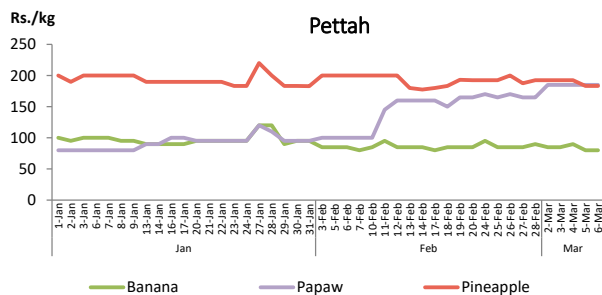


Fruits

Item	Wholesale Prices		Retail Prices	
	Pettah		Pettah	
	Yesterday	Today	Yesterday	Today
	Rs./kg		Rs./kg	
Banana (Sour)	55.00	55.00	80.00	80.00
Papaw	155.00	155.00	185.00	185.00
Pineapple	150.00	150.00	183.00	183.00
			Rs./Each	
Apple (Imp)			48.00	50.00
Orange (Imp)			50.00	50.00

■ Price increased by more than 5% compared to yesterday's price.  
■ Price decreased by more than 5% compared to yesterday's price.

Daily Retail Prices

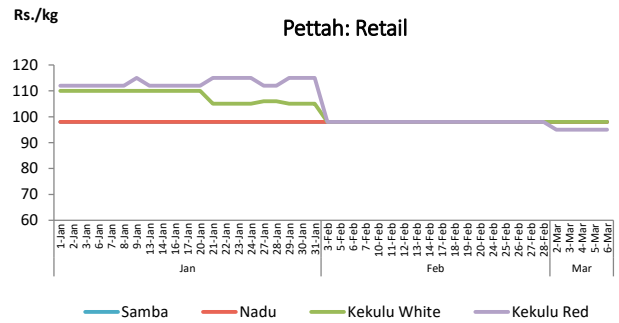
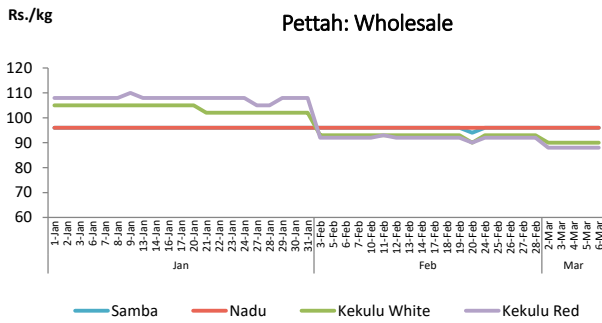


Rice

Item	Wholesale Prices				Retail Prices			
	Marandagamula		Pettah		Dambulla		Pettah	
	Yesterday	Today	Yesterday	Today	Yesterday	Today	Yesterday	Today
	Rs./kg		Rs./kg		Rs./kg		Rs./kg	
Samba	87.00	87.00	96.00	96.00	96.00	96.00	98.00	98.00
Nadu	84.00	85.00	96.00	96.00	91.00	91.00	98.00	98.00
Kekulu White	84.00	83.00	90.00	90.00	87.00	87.00	98.00	98.00
Kekulu Red	87.00	87.00	88.00	88.00	93.00	93.00	95.00	95.00

- Price increased by more than 5% compared to yesterday's price.
- Price decreased by more than 5% compared to yesterday's price.

Daily Wholesale and Retail Prices

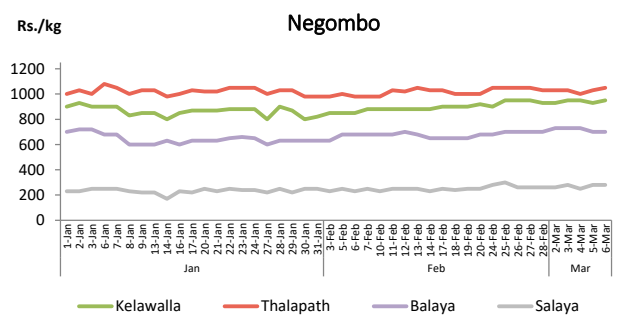
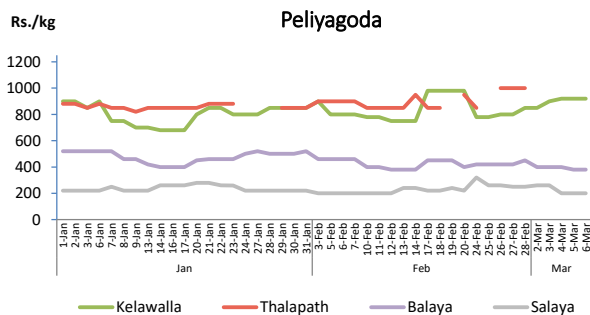


Fish

Item	Wholesale Prices				Retail Prices			
	Peliyagoda		Negombo		Peliyagoda		Negombo	
	Yesterday	Today	Yesterday	Today	Yesterday	Today	Yesterday	Today
	Rs./kg		Rs./kg		Rs./kg		Rs./kg	
Kelawalla	620.00	620.00	630.00	650.00	920.00	920.00	930.00	950.00
Thalapath	700.00	n.a.	730.00	750.00	900.00	n.a.	1,030.00	1,050.00
Balaya	280.00	280.00	430.00	450.00	380.00	380.00	700.00	700.00
Paraw	600.00	600.00	600.00	600.00	900.00	900.00	900.00	900.00
Salaya	160.00	160.00	200.00	200.00	200.00	200.00	280.00	280.00
Hurulla	450.00	450.00	380.00	400.00	550.00	550.00	500.00	520.00

- Price increased by more than 5% compared to yesterday's price.
- Price decreased by more than 5% compared to yesterday's price.

Daily Retail Prices



Other

Item	Wholesale Prices				Retail Prices			
	Pettah		Dambulla		Pettah		Dambulla	
	Yesterday	Today	Yesterday	Today	Yesterday	Today	Yesterday	Today
	Rs./kg		Rs./kg		Rs./kg		Rs./kg	
Red-Onions (local)	260.00	260.00	170.00	163.00	300.00	300.00	180.00	173.00
Red-Onions (Imp)	260.00	260.00	198.00	183.00	300.00	300.00	208.00	193.00
Big-Onions (local)	n.a.	n.a.	n.a.	n.a.	n.a.	n.a.	n.a.	n.a.
Big-Onions (Imp)	138.00	138.00	143.00	143.00	155.00	150.00	153.00	153.00
Potatoes (local)	90.00	97.00	123.00	133.00	123.00	123.00	133.00	143.00
Potatoes (Imp)	100.00	100.00			120.00	120.00		
Dried Chillies (Imp)	400.00	400.00	398.00	408.00	440.00	440.00	408.00	418.00
Coconut (Rs./Nut)	55.00	55.00	59.00	59.00	68.00	68.00	64.00	64.00
Coconut oil (Rs./Ltr)	420.00	420.00			450.00	450.00		
Dhal	123.00	123.00			135.00	135.00		
Sugar	101.00	101.00			105.00	105.00		
Eggs (Rs./Each)	18.50	18.50			19.50	19.50		
Katta	880.00	880.00			950.00	950.00		
Sprats	550.00	550.00			600.00	600.00		
Green Chillies	120.00	120.00	110.00	103.00	160.00	160.00	130.00	123.00
Lime	65.00	65.00	50.00	43.00	90.00	90.00	70.00	63.00

- Price increased by more than 5% compared to yesterday's price.
- Price decreased by more than 5% compared to yesterday's price.

Daily Retail Prices

