

# Daily Price Report

## A Summary of Price Developments - 3 March 2020

|  |  | Price (Rs.)  |        |        |
|--|--|--------------|--------|--------|
|  |  | Yesterday    | Today  |        |
| <b>Vegetables</b><br> | <ul style="list-style-type: none"> <li>Price of <b>Beans increased</b> in <b>Dambulla</b> market compared to yesterday due to <b>low supply</b> from <b>Nuwara Eliya</b> area.</li> </ul>  | ▲ Dambulla : | 145.00 | 153.00 |
|  | <ul style="list-style-type: none"> <li>Price of <b>Carrots increased</b> in <b>Pettah</b> market compared to yesterday due to <b>low supply</b> from <b>Nuwara Eliya</b> area.</li> </ul>  | ▲ Pettah :   | 160.00 | 190.00 |
|  | <ul style="list-style-type: none"> <li>Price of <b>Brinjal decreased</b> in <b>Dambulla</b> market compared to yesterday due to <b>favourable supply</b> from <b>Galenbindunuwewa</b> area.</li> </ul>                           | ▼ Dambulla : | 105.00 | 98.00  |
| <b>Other</b><br>     | <ul style="list-style-type: none"> <li>Price of <b>Local Red Onions decreased further</b> in <b>Dambulla</b> market compared to yesterday due to <b>favourable supply</b> from <b>Jaffna</b> area.</li> </ul>                    | ▼ Dambulla : | 248.00 | 188.00 |
|  | <ul style="list-style-type: none"> <li>Price of <b>Imported Red Onions decreased further</b> in <b>Dambulla</b> market compared to yesterday due to <b>low demand caused by high availability of local varieties.</b></li> </ul> | ▼ Dambulla : | 238.00 | 188.00 |
|  | <ul style="list-style-type: none"> <li>Average price of <b>Local Potatoes decreased</b> in <b>Dambulla</b> market compared to yesterday due to <b>unavailability of Welimada variety</b> which has higher price.</li> </ul>      | ▼ Dambulla : | 128.00 | 90.00  |
|  | <ul style="list-style-type: none"> <li>Price of <b>Green Chillies increased</b> in <b>Dambulla</b> market compared to yesterday due to <b>favourable supply</b> from <b>Jaffna</b> area.</li> </ul>                              | ▲ Dambulla : | 125.00 | 135.00 |

Note: The above mentioned prices denotes the **retail prices** reported as of today in relevant markets



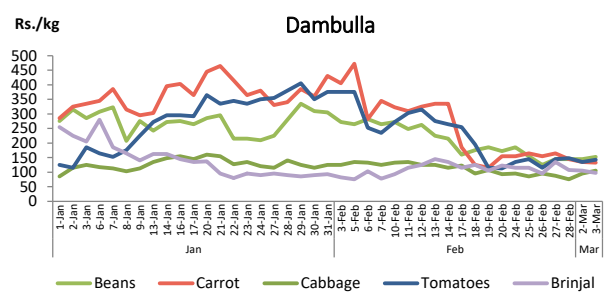
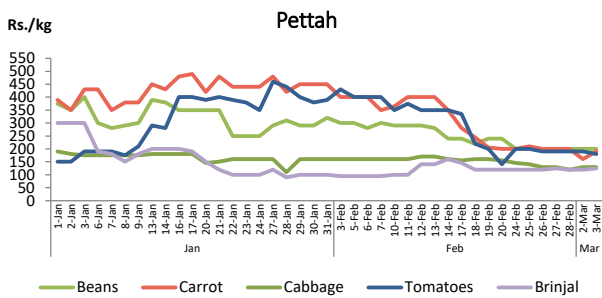
Statistics Department  
Central Bank of Sri Lanka

Vegetables

| Item        | Wholesale Prices |        |           |        | Retail Prices |        |           |        |
|-------------|------------------|--------|-----------|--------|---------------|--------|-----------|--------|
|             | Pettah           |        | Dambulla  |        | Pettah        |        | Dambulla  |        |
|             | Yesterday        | Today  | Yesterday | Today  | Yesterday     | Today  | Yesterday | Today  |
|             | Rs./kg           |        | Rs./kg    |        | Rs./kg        |        | Rs./kg    |        |
| Beans       | 150.00           | 150.00 | 125.00    | 133.00 | 200.00        | 200.00 | 145.00    | 153.00 |
| Carrot      | 120.00           | 145.00 | 115.00    | 113.00 | 160.00        | 190.00 | 135.00    | 133.00 |
| Cabbage     | 75.00            | 75.00  | 75.00     | 85.00  | 130.00        | 130.00 | 95.00     | 105.00 |
| Tomatoes    | 145.00           | 140.00 | 115.00    | 123.00 | 190.00        | 180.00 | 135.00    | 143.00 |
| Brinjal     | 80.00            | 85.00  | 85.00     | 78.00  | 120.00        | 125.00 | 105.00    | 98.00  |
| Pumpkin     | 85.00            | 85.00  | 65.00     | 68.00  | 120.00        | 120.00 | 85.00     | 88.00  |
| Snake gourd | 80.00            | 80.00  | 85.00     | 68.00  | 120.00        | 120.00 | 105.00    | 88.00  |

■ Price increased by more than 5% compared to yesterday price.  
■ Price decreased by more than 5% compared to yesterday price.

Daily Retail Prices

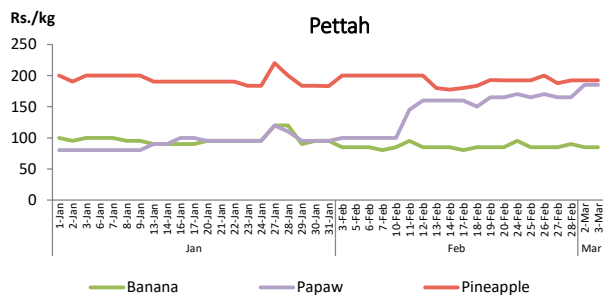


Fruits

| Item          | Wholesale Prices |        | Retail Prices |        |
|---------------|------------------|--------|---------------|--------|
|               | Pettah           |        | Pettah        |        |
|               | Yesterday        | Today  | Yesterday     | Today  |
|               | Rs./kg           |        | Rs./kg        |        |
| Banana (Sour) | 55.00            | 55.00  | 85.00         | 85.00  |
| Papaw         | 160.00           | 160.00 | 185.00        | 185.00 |
| Pineapple     | 150.00           | 150.00 | 193.00        | 193.00 |
|               |                  |        | Rs./Each      |        |
| Apple (Imp)   |                  |        | 48.00         | 48.00  |
| Orange (Imp)  |                  |        | 50.00         | 50.00  |

■ Price increased by more than 5% compared to yesterday price.  
■ Price decreased by more than 5% compared to yesterday price.

Daily Retail Prices

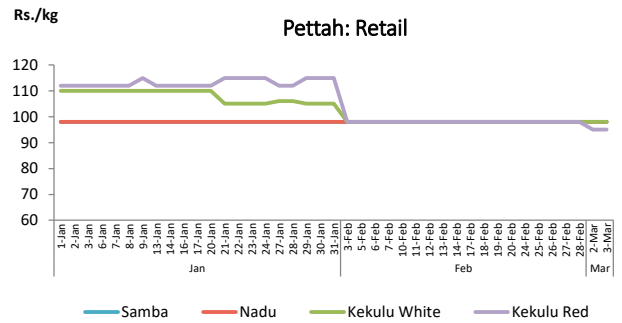
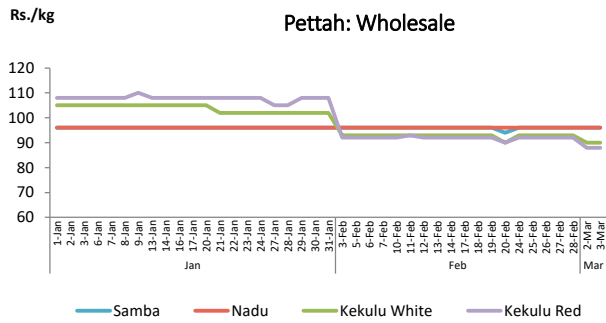


Rice

| Item         | Wholesale Prices |       |           |       | Retail Prices |       |           |       |
|--------------|------------------|-------|-----------|-------|---------------|-------|-----------|-------|
|              | Marandagamula    |       | Pettah    |       | Dambulla      |       | Pettah    |       |
|              | Yesterday        | Today | Yesterday | Today | Yesterday     | Today | Yesterday | Today |
|              | Rs./kg           |       | Rs./kg    |       | Rs./kg        |       | Rs./kg    |       |
| Samba        | 87.00            | 87.00 | 96.00     | 96.00 | 98.00         | 99.00 | 98.00     | 98.00 |
| Nadu         | 84.00            | 84.00 | 96.00     | 96.00 | 92.00         | 93.00 | 98.00     | 98.00 |
| Kekulu White | 84.00            | 84.00 | 90.00     | 90.00 | 88.00         | 87.00 | 98.00     | 98.00 |
| Kekulu Red   | 87.00            | 87.00 | 88.00     | 88.00 | 92.00         | 93.00 | 95.00     | 95.00 |

- Price increased by more than 5% compared to yesterday's price.
- Price decreased by more than 5% compared to yesterday's price.

Daily Wholesale and Retail Prices

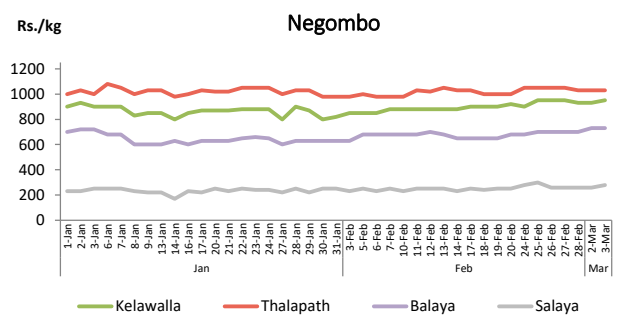
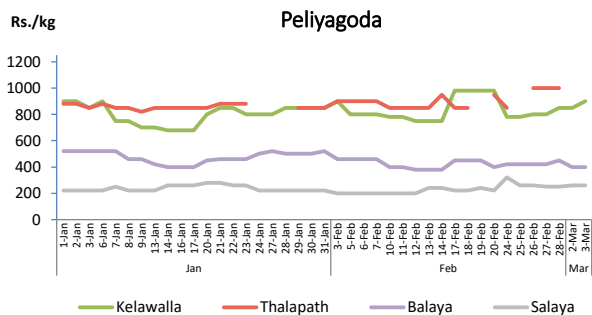


Fish

| Item      | Wholesale Prices |        |           |        | Retail Prices |        |           |          |
|-----------|------------------|--------|-----------|--------|---------------|--------|-----------|----------|
|           | Peliyagoda       |        | Negombo   |        | Peliyagoda    |        | Negombo   |          |
|           | Yesterday        | Today  | Yesterday | Today  | Yesterday     | Today  | Yesterday | Today    |
|           | Rs./kg           |        | Rs./kg    |        | Rs./kg        |        | Rs./kg    |          |
| Kelawalla | 550.00           | 600.00 | 630.00    | 650.00 | 850.00        | 900.00 | 930.00    | 950.00   |
| Thalapath | n.a.             | n.a.   | 750.00    | 750.00 | n.a.          | n.a.   | 1,030.00  | 1,030.00 |
| Balaya    | 300.00           | 300.00 | 450.00    | 450.00 | 400.00        | 400.00 | 730.00    | 730.00   |
| Paraw     | 650.00           | 650.00 | 580.00    | 600.00 | 950.00        | 950.00 | 800.00    | 900.00   |
| Salaya    | 220.00           | 220.00 | 180.00    | 200.00 | 260.00        | 260.00 | 260.00    | 280.00   |
| Hurulla   | 500.00           | 500.00 | 400.00    | 400.00 | 600.00        | 600.00 | 530.00    | 530.00   |

- Price increased by more than 5% compared to yesterday price.
- Price decreased by more than 5% compared to yesterday price.

Daily Retail Prices



Other

| Item                  | Wholesale Prices |        |           |        | Retail Prices |        |           |        |
|-----------------------|------------------|--------|-----------|--------|---------------|--------|-----------|--------|
|                       | Pettah           |        | Dambulla  |        | Pettah        |        | Dambulla  |        |
|                       | Yesterday        | Today  | Yesterday | Today  | Yesterday     | Today  | Yesterday | Today  |
|                       | Rs./kg           |        | Rs./kg    |        | Rs./kg        |        | Rs./kg    |        |
| Red-Onions (local)    | 260.00           | 260.00 | 238.00    | 178.00 | 300.00        | 300.00 | 248.00    | 188.00 |
| Red-Onions (Imp)      | 300.00           | 300.00 | 228.00    | 178.00 | 340.00        | 340.00 | 238.00    | 188.00 |
| Big-Onions (local)    | n.a.             | n.a.   | n.a.      | n.a.   | n.a.          | n.a.   | n.a.      | n.a.   |
| Big-Onions (Imp)      | 139.00           | 133.00 | 148.00    | 148.00 | 157.00        | 158.00 | 158.00    | 158.00 |
| Potatoes (local)      | 105.00           | 105.00 | 118.00    | 70.00  | 143.00        | 138.00 | 128.00    | 90.00  |
| Potatoes (Imp)        | 95.00            | 95.00  |           |        | 115.00        | 120.00 |           |        |
| Dried Chillies (Imp)  | 400.00           | 400.00 | 428.00    | 423.00 | 440.00        | 440.00 | 438.00    | 433.00 |
| Coconut (Rs./Nut)     | 55.00            | 55.00  | 65.00     | 64.00  | 68.00         | 68.00  | 70.00     | 69.00  |
| Coconut oil (Rs./Ltr) | 420.00           | 420.00 |           |        | 450.00        | 450.00 |           |        |
| Dhal                  | 123.00           | 123.00 |           |        | 135.00        | 135.00 |           |        |
| Sugar                 | 101.00           | 101.00 |           |        | 105.00        | 105.00 |           |        |
| Eggs (Rs./Each)       | 18.50            | 18.50  |           |        | 19.50         | 19.50  |           |        |
| Katta                 | 880.00           | 880.00 |           |        | 950.00        | 950.00 |           |        |
| Sprats                | 550.00           | 550.00 |           |        | 600.00        | 600.00 |           |        |
| Green Chillies        | 130.00           | 125.00 | 105.00    | 115.00 | 180.00        | 180.00 | 125.00    | 135.00 |
| Lime                  | 60.00            | 60.00  | 45.00     | 43.00  | 95.00         | 85.00  | 65.00     | 63.00  |

- Price increased by more than 5% compared to yesterday price.
- Price decreased by more than 5% compared to yesterday price.

Daily Retail Prices

