



Daily Price Report

A Summary of Price Developments - 2 March 2020

				Price (Rs.)	
				Friday 28.02.2020	Today
Vegetables 	<ul style="list-style-type: none"> Price of Carrots decreased in Pettah and Dambulla markets compared to Friday due to favourable supply from Nuwara Eliya area. 	▼	Pettah : Dambulla :	200.00 145.00	160.00 135.00
	<ul style="list-style-type: none"> Price of Cabbage increased in Dambulla market compared to Friday due to low supply from Puttalam area. 	▲	Dambulla :	75.00	95.00
	<ul style="list-style-type: none"> Price of Pumpkin decreased in both Pettah and Dambulla markets compared to Friday due to favourable supply from Moneragala and Jaffna areas, respectively. 	▼	Pettah : Dambulla :	180.00 115.00	120.00 85.00
Other 	<ul style="list-style-type: none"> Price of Local Red Onions decreased in both Pettah and Dambulla markets compared to Friday due to favourable supply from Jaffna area. 	▼	Pettah : Dambulla :	345.00 288.00	300.00 248.00
	<ul style="list-style-type: none"> Price of Imported Red Onions decreased in Dambulla market compared to Friday due to low demand caused by high availability of local varieties. 	▼	Dambulla :	258.00	238.00
	<ul style="list-style-type: none"> Price of Imported Big Onions increased in Dambulla market compared to Friday due to low availability of Pakistan variety. 	▲	Dambulla :	138.00	158.00
	<ul style="list-style-type: none"> Price of Local Potatoes increased in Dambulla market compared to Friday due to low supply from Jaffna area. 	▲	Dambulla :	118.00	128.00
	<ul style="list-style-type: none"> Price of Local Potatoes decreased in Pettah market compared to Friday due to favourable supply from Jaffna area. 	▼	Pettah :	160.00	143.00
	<ul style="list-style-type: none"> Price of Dried Chillies decreased in Pettah market compared to Friday due to high supply from India. 	▼	Pettah :	600.00	440.00
	<ul style="list-style-type: none"> Price of Lime increased in both Pettah and Dambulla markets compared to Friday due to low supply from Moneragala and Mahiyanganaya areas, respectively. 	▲	Pettah : Dambulla :	75.00 58.00	95.00 65.00

Note: The above mentioned prices denotes the **retail prices** reported as of today in relevant markets



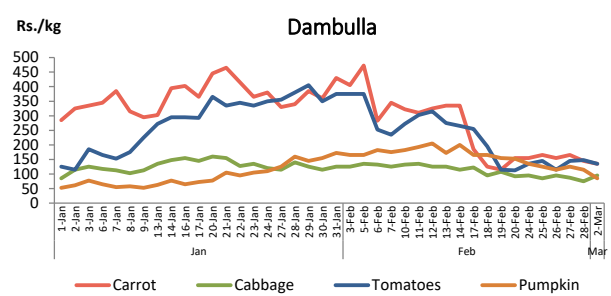
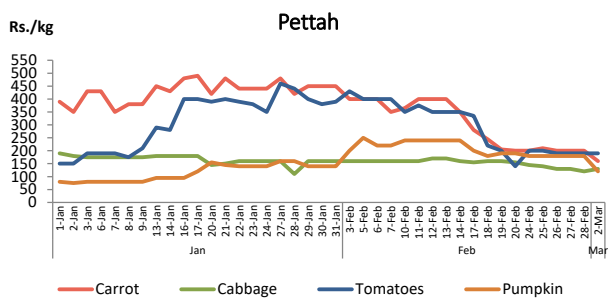
Statistics Department
Central Bank of Sri Lanka

Vegetables

Item	Wholesale Prices				Retail Prices			
	Pettah		Dambulla		Pettah		Dambulla	
	Friday 28.02.2020	Today	Friday 28.02.2020	Today	Friday 28.02.2020	Today	Friday 28.02.2020	Today
	Rs./kg		Rs./kg		Rs./kg		Rs./kg	
Beans	150.00	150.00	125.00	125.00	200.00	200.00	145.00	145.00
Carrot	145.00	120.00	125.00	115.00	200.00	160.00	145.00	135.00
Cabbage	85.00	75.00	55.00	75.00	120.00	130.00	75.00	95.00
Tomatoes	140.00	145.00	128.00	115.00	190.00	190.00	148.00	135.00
Brinjal	85.00	80.00	88.00	85.00	120.00	120.00	108.00	105.00
Pumpkin	135.00	85.00	95.00	65.00	180.00	120.00	115.00	85.00
Snake gourd	80.00	80.00	75.00	85.00	120.00	120.00	95.00	105.00

■ Price increased by more than 5% compared to Thursday's price.
■ Price decreased by more than 5% compared to Thursday's price.

Daily Retail Prices

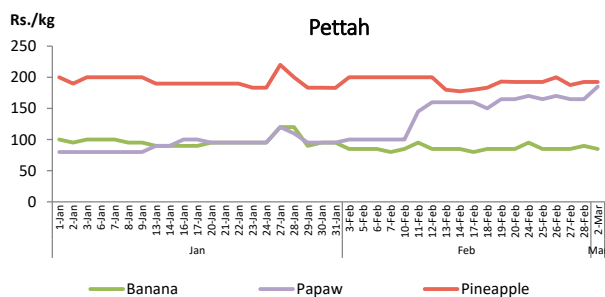


Fruits

Item	Wholesale Prices		Retail Prices	
	Pettah		Pettah	
	Friday 28.02.2020	Today	Friday 28.02.2020	Today
	Rs./kg		Rs./kg	
Banana (Sour)	55.00	55.00	90.00	85.00
Papaw	140.00	160.00	165.00	185.00
Pineapple	160.00	150.00	193.00	193.00
			Rs./Each	
Apple (Imp)			48.00	48.00
Orange (Imp)			50.00	50.00

■ Price increased by more than 5% compared to yesterday's price.
■ Price decreased by more than 5% compared to yesterday's price.

Daily Retail Prices

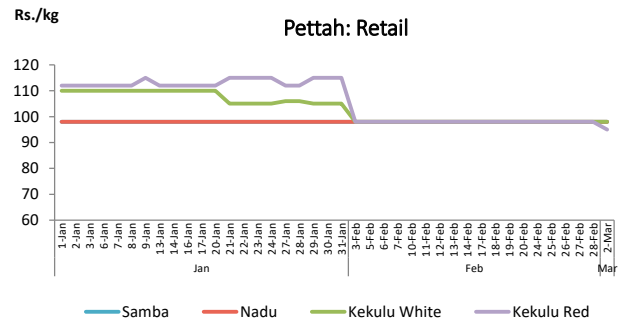
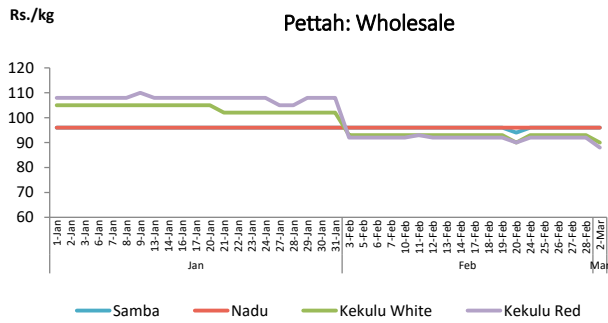


Rice

Item	Wholesale Prices				Retail Prices			
	Marandagahamula		Pettah		Dambulla		Pettah	
	Friday 28.02.2020	Today	Friday 28.02.2020	Today	Friday 28.02.2020	Today	Friday 28.02.2020	Today
	Rs./kg	Rs./kg	Rs./kg	Rs./kg	Rs./kg	Rs./kg	Rs./kg	Rs./kg
Samba	87.00	87.00	96.00	96.00	98.00	98.00	98.00	98.00
Nadu	85.00	84.00	96.00	96.00	92.00	92.00	98.00	98.00
Kekulu White	83.00	84.00	93.00	90.00	88.00	88.00	98.00	98.00
Kekulu Red	87.00	87.00	92.00	88.00	92.00	92.00	98.00	95.00

- Price increased by more than 5% compared to yesterday's price.
- Price decreased by more than 5% compared to yesterday's price.

Daily Wholesale and Retail Prices

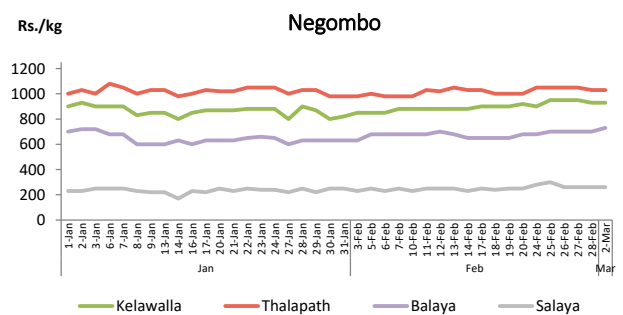
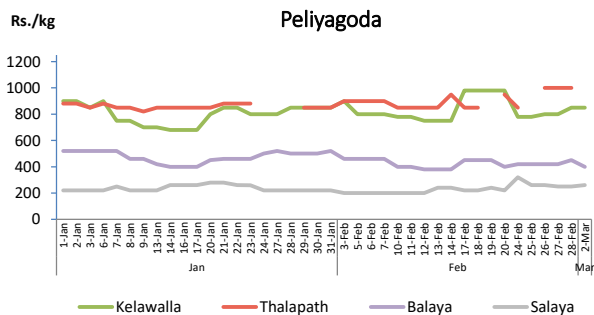


Fish

Item	Wholesale Prices				Retail Prices			
	Peliyagoda		Negombo		Peliyagoda		Negombo	
	Friday 28.02.2020	Today	Friday 28.02.2020	Today	Friday 28.02.2020	Today	Friday 28.02.2020	Today
	Rs./kg	Rs./kg	Rs./kg	Rs./kg	Rs./kg	Rs./kg	Rs./kg	Rs./kg
Kelawalla	550.00	550.00	630.00	630.00	850.00	850.00	930.00	930.00
Thalapath	800.00	n.a.	750.00	750.00	1,000.00	n.a.	1,030.00	1,030.00
Balaya	350.00	300.00	420.00	450.00	450.00	400.00	700.00	730.00
Paraw	650.00	650.00	580.00	580.00	950.00	950.00	800.00	800.00
Salaya	200.00	220.00	180.00	180.00	250.00	260.00	260.00	260.00
Hurulla	500.00	500.00	350.00	400.00	600.00	600.00	450.00	530.00

- Price increased by more than 5% compared to Thursday's price.
- Price decreased by more than 5% compared to Thursday's price.

Daily Retail Prices



Other

Item	Wholesale Prices				Retail Prices			
	Pettah		Dambulla		Pettah		Dambulla	
	Friday 28.02.2020	Today	Friday 28.02.2020	Today	Friday 28.02.2020	Today	Friday 28.02.2020	Today
	Rs./kg		Rs./kg		Rs./kg		Rs./kg	
Red-Onions (local)	310.00	260.00	278.00	238.00	345.00	300.00	288.00	248.00
Red-Onions (Imp)	310.00	300.00	248.00	228.00	345.00	340.00	258.00	238.00
Big-Onions (local)	n.a.	n.a.	n.a.	n.a.	n.a.	n.a.	n.a.	n.a.
Big-Onions (Imp)	140.00	139.00	128.00	148.00	165.00	157.00	138.00	158.00
Potatoes (local)	130.00	105.00	108.00	118.00	160.00	143.00	118.00	128.00
Potatoes (Imp)	78.00	95.00			100.00	115.00		
Dried Chillies (Imp)	560.00	400.00	428.00	428.00	600.00	440.00	438.00	438.00
Coconut (Rs./Nut)	55.00	55.00	64.00	65.00	68.00	68.00	69.00	70.00
Coconut oil (Rs./Ltr)	400.00	420.00			430.00	450.00		
Dhal	125.00	123.00			132.00	135.00		
Sugar	101.00	101.00			105.00	105.00		
Eggs (Rs./Each)	18.50	18.50			19.50	19.50		
Katta	880.00	880.00			950.00	950.00		
Sprats	550.00	550.00			600.00	600.00		
Green Chillies	120.00	130.00	148.00	105.00	180.00	180.00	168.00	125.00
Lime	50.00	60.00	38.00	45.00	75.00	95.00	58.00	65.00

■ Price increased by more than 5% compared to Thursdays's price.
■ Price decreased by more than 5% compared to Thursdays's price.

Daily Retail Prices

