

# Daily Price Report

A Summary of Price Developments - 13 February 2020

## Vegetables



Price of **Beans** decreased in **Dambulla** market compared to yesterday due to **favourable supply** from **Nuwara Eliya** area.



Price of **Pumpkin** decreased in **Dambulla** market compared to yesterday due to **favourable supply** from **Anuradhapura** and **Laggala** areas.



Price of **Brinjals** increased further in **Dambulla** market compared to yesterday due to **low supply** from **Galenbindunuwewa** area.



## Other



Price of **Local Potatoes** increased in **Dambulla** market compared to yesterday due to **low supply** from **Welimada** area.  
Price of **Imported Potatoes** decreased in **Pettah** market compared to yesterday due to **high availability** of **Indian variety**.



Price of **Coconut** decreased in **Dambulla** market compared to yesterday due to **favourable supply** from **Melsiripura** area.



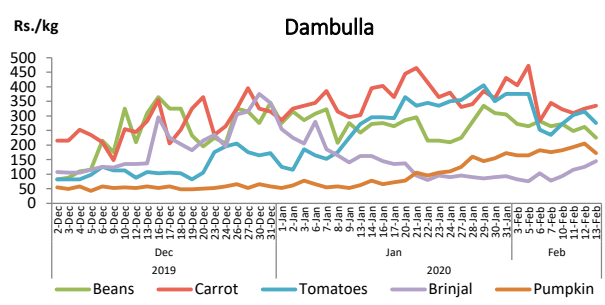
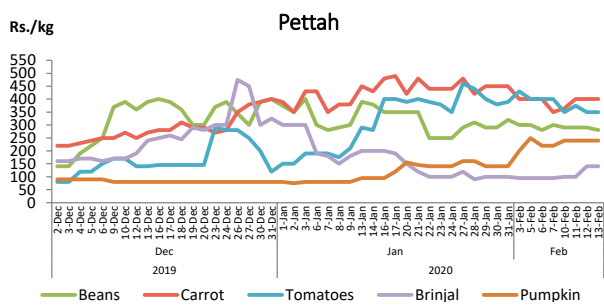
Statistics Department  
Central Bank of Sri Lanka

Vegetables

Item	Wholesale Prices				Retail Prices			
	Pettah		Dambulla		Pettah		Dambulla	
	Yesterday	Today	Yesterday	Today	Yesterday	Today	Yesterday	Today
	Rs./kg		Rs./kg		Rs./kg		Rs./kg	
Beans	230.00	230.00	243.00	205.00	290.00	280.00	263.00	225.00
Carrot	350.00	350.00	305.00	315.00	400.00	400.00	325.00	335.00
Cabbage	110.00	110.00	105.00	105.00	170.00	170.00	125.00	125.00
Tomatoes	300.00	300.00	295.00	255.00	350.00	350.00	315.00	275.00
Brinjal	100.00	100.00	105.00	125.00	140.00	140.00	125.00	145.00
Pumpkin	200.00	200.00	185.00	153.00	240.00	240.00	205.00	173.00
Snake gourd	120.00	120.00	105.00	113.00	160.00	160.00	125.00	133.00

■ Price increased by more than 5% compared to yesterday price.  
■ Price decreased by more than 5% compared to yesterday price.

Daily Retail Prices

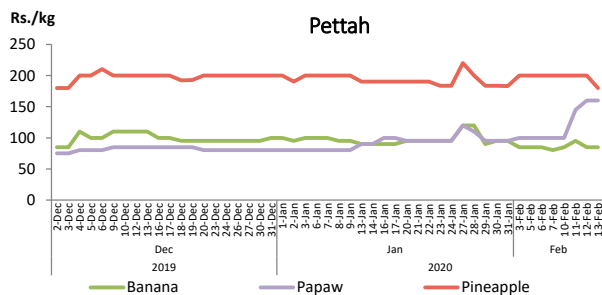


Fruits

Item	Wholesale Prices		Retail Prices	
	Pettah		Pettah	
	Yesterday	Today	Yesterday	Today
	Rs./kg		Rs./kg	
Banana (Sour)	60.00	60.00	85.00	85.00
Papaw	130.00	130.00	160.00	160.00
Pineapple	160.00	150.00	200.00	180.00
			Rs./Each	
Apple (Imp)			45.00	45.00
Orange (Imp)			48.00	48.00

■ Price increased by more than 5% compared to yesterday price.  
■ Price decreased by more than 5% compared to yesterday price.

Daily Retail Prices

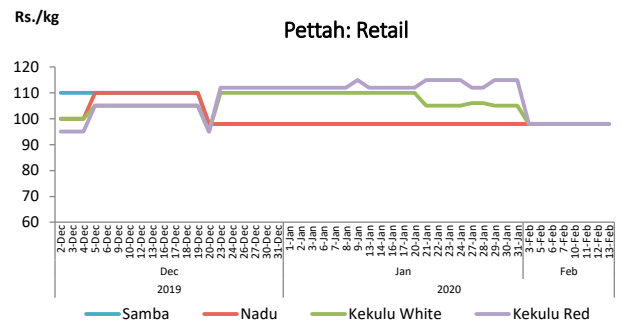
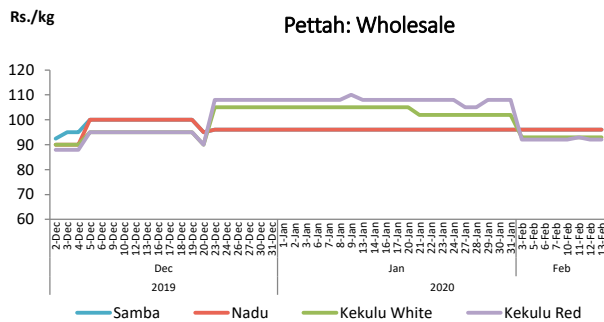


Rice

Item	Wholesale Prices				Retail Prices			
	Marandagamula		Pettah		Dambulla		Pettah	
	Yesterday	Today	Yesterday	Today	Yesterday	Today	Yesterday	Today
	Rs./kg		Rs./kg		Rs./kg		Rs./kg	
Samba	87.00	87.00	96.00	96.00	97.00	97.00	98.00	98.00
Nadu	84.00	84.00	96.00	96.00	93.00	93.00	98.00	98.00
Kekulu White	85.00	85.00	93.00	93.00	86.00	88.00	98.00	98.00
Kekulu Red	95.00	96.00	92.00	92.00	86.00	86.00	98.00	98.00

- Price increased by more than 5% compared to yesterday price.
- Price decreased by more than 5% compared to yesterday price.

Daily Wholesale and Retail Prices

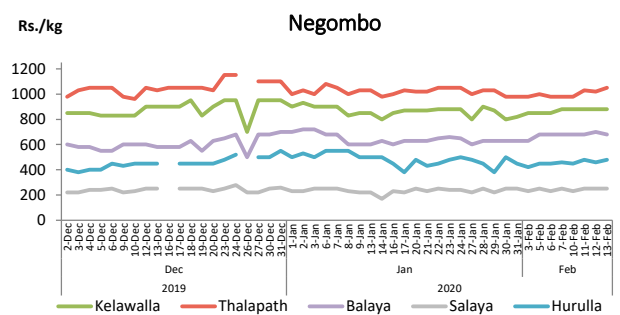
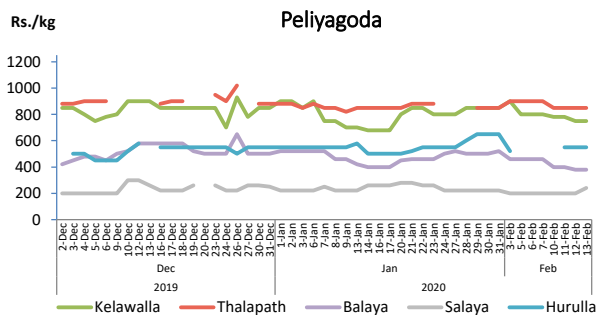


Fish

Item	Wholesale Prices				Retail Prices			
	Peliyagoda		Negombo		Peliyagoda		Negombo	
	Yesterday	Today	Yesterday	Today	Yesterday	Today	Yesterday	Today
	Rs./kg		Rs./kg		Rs./kg		Rs./kg	
Kelawalla	450.00	450.00	550.00	540.00	750.00	750.00	880.00	880.00
Thalapath	650.00	650.00	740.00	750.00	850.00	850.00	1,020.00	1,050.00
Balaya	280.00	280.00	420.00	400.00	380.00	380.00	700.00	680.00
Paraw	550.00	n.a.	540.00	550.00	850.00	n.a.	840.00	840.00
Salaya	160.00	200.00	180.00	180.00	200.00	240.00	250.00	250.00
Hurulla	450.00	450.00	360.00	380.00	550.00	550.00	460.00	480.00

- Price increased by more than 5% compared to yesterday price.
- Price decreased by more than 5% compared to yesterday price.

Daily Retail Prices



Other

Item	Wholesale Prices				Retail Prices			
	Pettah		Dambulla		Pettah		Dambulla	
	Yesterday	Today	Yesterday	Today	Yesterday	Today	Yesterday	Today
	Rs./kg		Rs./kg		Rs./kg		Rs./kg	
Red-Onions (local)	380.00	380.00	n.a.	263.00	450.00	450.00	n.a.	273.00
Red-Onions (Imp)	330.00	330.00	308.00	328.00	400.00	400.00	318.00	338.00
Big-Onions (local)	n.a.	n.a.	n.a.	n.a.	n.a.	n.a.	n.a.	n.a.
Big-Onions (Imp)	135.00	145.00	228.00	213.00	160.00	165.00	238.00	223.00
Potatoes (local)	180.00	180.00	138.00	153.00	210.00	200.00	148.00	163.00
Potatoes (Imp)	110.00	85.00			145.00	110.00		
Dried Chillies (Imp)	600.00	600.00	533.00	585.00	650.00	650.00	543.00	598.00
Coconut (Rs./Nut)	65.00	65.00	65.00	59.00	70.00	70.00	70.00	64.00
Coconut oil (Rs./Ltr)	400.00	400.00			430.00	430.00		
Dhal	125.00	125.00			135.00	132.00		
Sugar	101.00	101.00			105.00	105.00		
Eggs (Rs./Each)	18.50	18.50			19.50	19.50		
Katta	880.00	880.00			950.00	950.00		
Sprats	550.00	550.00			600.00	600.00		
Green Chillies	200.00	185.00	185.00	155.00	250.00	240.00	205.00	175.00
Lime	40.00	40.00	33.00	33.00	60.00	60.00	53.00	53.00

■ Price increased by more than 5% compared to yesterday price.  
■ Price decreased by more than 5% compared to yesterday price.

Daily Retail Prices

