

Daily Price Report

A Summary of Price Developments - 12 February 2020

Vegetables



Price of **Beans increased** in **Dambulla** market compared to yesterday due to **low supply** from **Nuwara Eliya** and **Hanguranketha** areas.



Price of **Brinjals increased** in both **Dambulla** and **Pettah** markets compared to yesterday due to **low supply** from **Anuradhapura** and **Embilipitiya** areas, respectively.



Other



Price of **Imported Big Onions increased** in **Dambulla** market compared to yesterday due to **availability of good quality variety** from **Pakistan**.



Price of **Dried Chillies increased** in **Pettah** market compared to yesterday. A **decline** is expected in **prices** of the **forthcoming stocks**, as a result **vendors** have **increased** the prices to **cover** the **anticipated loss**.



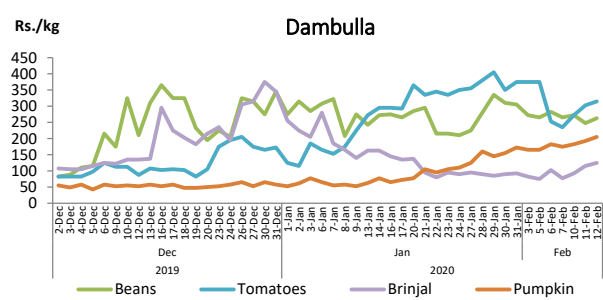
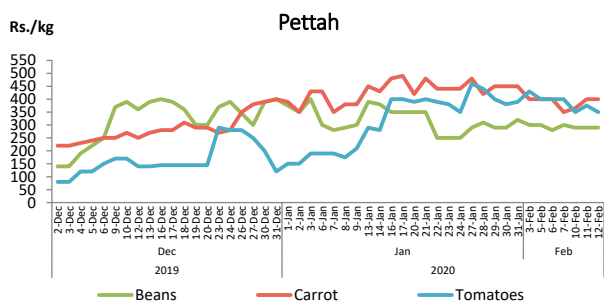
Statistics Department
Central Bank of Sri Lanka

Vegetables

Item	Wholesale Prices				Retail Prices			
	Pettah		Dambulla		Pettah		Dambulla	
	Yesterday	Today	Yesterday	Today	Yesterday	Today	Yesterday	Today
	Rs./kg		Rs./kg		Rs./kg		Rs./kg	
Beans	230.00	230.00	228.00	243.00	290.00	290.00	248.00	263.00
Carrot	350.00	350.00	290.00	305.00	400.00	400.00	310.00	325.00
Cabbage	100.00	110.00	115.00	105.00	160.00	170.00	135.00	125.00
Tomatoes	325.00	300.00	283.00	295.00	375.00	350.00	303.00	315.00
Brinjal	55.00	100.00	95.00	105.00	100.00	140.00	115.00	125.00
Pumpkin	200.00	200.00	173.00	185.00	240.00	240.00	193.00	205.00
Snake gourd	120.00	120.00	123.00	105.00	160.00	160.00	143.00	125.00

■ Price increased by more than 5% compared to yesterday price.
■ Price decreased by more than 5% compared to yesterday price.

Daily Retail Prices

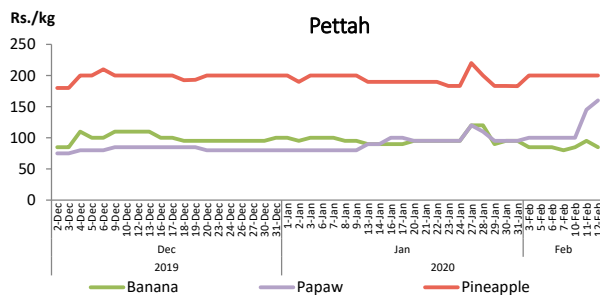


Fruits

Item	Wholesale Prices		Retail Prices	
	Pettah		Pettah	
	Yesterday	Today	Yesterday	Today
	Rs./kg		Rs./kg	
Banana (Sour)	60.00	60.00	95.00	85.00
Papaw	125.00	130.00	145.00	160.00
Pineapple	160.00	160.00	200.00	200.00
			Rs./Each	
Apple (Imp)			45.00	45.00
Orange (Imp)			50.00	48.00

■ Price increased by more than 5% compared to yesterday price.
■ Price decreased by more than 5% compared to yesterday price.

Daily Retail Prices

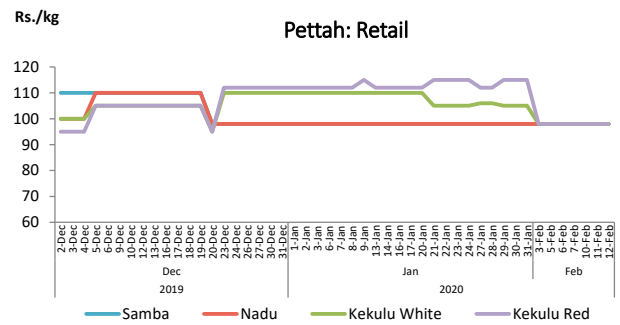
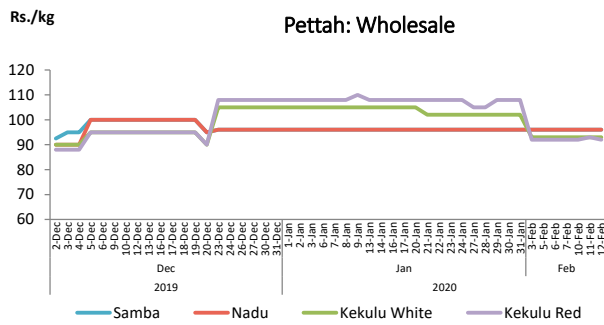


Rice

Item	Wholesale Prices				Retail Prices			
	Marandaghamula		Pettah		Dambulla		Pettah	
	Yesterday	Today	Yesterday	Today	Yesterday	Today	Yesterday	Today
	Rs./kg		Rs./kg		Rs./kg		Rs./kg	
Samba	87.00	87.00	96.00	96.00	97.00	97.00	98.00	98.00
Nadu	84.00	84.00	96.00	96.00	93.00	93.00	98.00	98.00
Kekulu White	85.00	85.00	93.00	93.00	86.00	86.00	98.00	98.00
Kekulu Red	96.00	95.00	93.00	92.00	86.00	86.00	98.00	98.00

- Price increased by more than 5% compared to yesterday price.
- Price decreased by more than 5% compared to yesterday price.

Daily Wholesale and Retail Prices

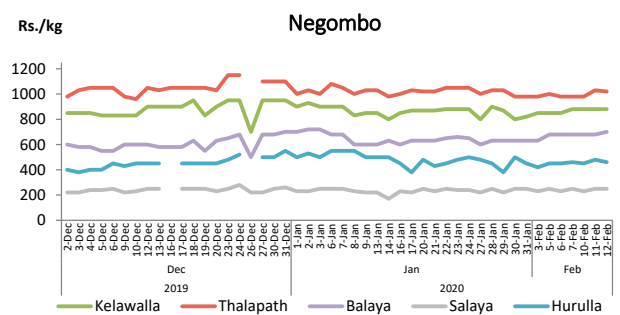
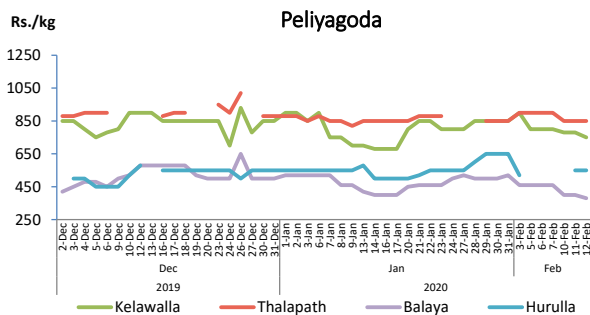


Fish

Item	Wholesale Prices				Retail Prices			
	Peliyagoda		Negombo		Peliyagoda		Negombo	
	Yesterday	Today	Yesterday	Today	Yesterday	Today	Yesterday	Today
	Rs./kg		Rs./kg		Rs./kg		Rs./kg	
Kelawalla	480.00	450.00	550.00	550.00	780.00	750.00	880.00	880.00
Thalapath	650.00	650.00	740.00	740.00	850.00	850.00	1,030.00	1,020.00
Balaya	300.00	280.00	400.00	420.00	400.00	380.00	680.00	700.00
Paraw	550.00	550.00	540.00	540.00	850.00	850.00	840.00	840.00
Salaya	160.00	160.00	180.00	180.00	200.00	200.00	250.00	250.00
Hurulla	450.00	450.00	380.00	360.00	550.00	550.00	480.00	460.00

- Price increased by more than 5% compared to yesterday price.
- Price decreased by more than 5% compared to yesterday price.

Daily Retail Prices



Other

Item	Wholesale Prices				Retail Prices			
	Pettah		Dambulla		Pettah		Dambulla	
	Yesterday	Today	Yesterday	Today	Yesterday	Today	Yesterday	Today
	Rs./kg		Rs./kg		Rs./kg		Rs./kg	
Red-Onions (local)	380.00	380.00	280.00	n.a.	450.00	450.00	290.00	n.a.
Red-Onions (Imp)	330.00	330.00	305.00	308.00	400.00	400.00	315.00	318.00
Big-Onions (local)	n.a.	n.a.	n.a.	n.a.	n.a.	n.a.	n.a.	n.a.
Big-Onions (Imp)	132.00	135.00	165.00	228.00	155.00	160.00	175.00	238.00
Potatoes (local)	180.00	180.00	155.00	138.00	210.00	210.00	175.00	148.00
Potatoes (Imp)	105.00	110.00			140.00	145.00		
Dried Chillies (Imp)	520.00	600.00	538.00	533.00	570.00	650.00	548.00	543.00
Coconut (Rs./Nut)	65.00	65.00	63.00	65.00	70.00	70.00	68.00	70.00
Coconut oil (Rs./Ltr)	400.00	400.00			430.00	430.00		
Dhal	125.00	125.00			132.00	135.00		
Sugar	101.00	101.00			105.00	105.00		
Eggs (Rs./Each)	18.50	18.50			19.50	19.50		
Katta	880.00	880.00			950.00	950.00		
Sprats	550.00	550.00			600.00	600.00		
Green Chillies	200.00	200.00	170.00	185.00	250.00	250.00	190.00	205.00
Lime	40.00	40.00	38.00	33.00	60.00	60.00	58.00	53.00

■ Price increased by more than 5% compared to yesterday price.
■ Price decreased by more than 5% compared to yesterday price.

Daily Retail Prices

