

# Daily Price Report

## A Summary of Price Developments - 7 February 2020

### Vegetables



Prices of most **vegetable** varieties **decreased** in **Dambulla** market compared to yesterday due to **favourable supply** from **major cultivating areas**.



- Price of **Carrot** **increased** in **Dambulla** market compared to yesterday due to **low supply** from **Nuwara Eliya** area.
- Price of **Carrot** **decreased** in **Pettah** market due to **favourable supply** from **Kandapola** and **Ragala** areas.



### Other



Price of **Local Red Onions** **further increased** in **Dambulla** market compared to yesterday due to **low supply** from **Jaffna** and **Puttalam** areas.



Price of **Imported Big Onions** **increased** in **Dambulla** market compared to yesterday due to **availability** of **good quality variety** from **Pakistan**.



Price of **Green Chillies** **decreased** in **Dambulla** market compared to yesterday due to **favourable supply** from **Anuradhapura** and **Puttalam** areas.

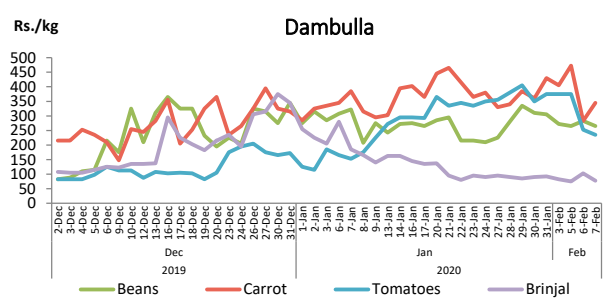
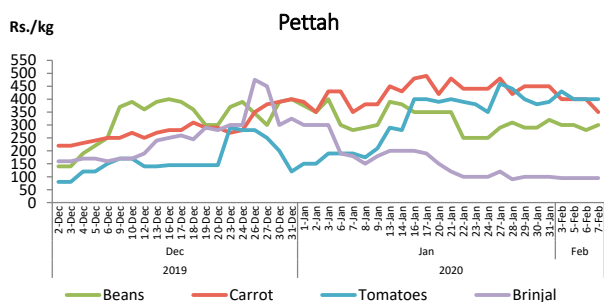


Vegetables

Item	Wholesale Prices				Retail Prices			
	Pettah		Dambulla		Pettah		Dambulla	
	Yesterday	Today	Yesterday	Today	Yesterday	Today	Yesterday	Today
	Rs./kg		Rs./kg		Rs./kg		Rs./kg	
Beans	240.00	250.00	263.00	245.00	280.00	300.00	283.00	265.00
Carrot	350.00	300.00	263.00	325.00	400.00	350.00	283.00	345.00
Cabbage	100.00	100.00	113.00	105.00	160.00	160.00	133.00	125.00
Tomatoes	350.00	350.00	233.00	215.00	400.00	400.00	253.00	235.00
Brinjal	55.00	55.00	83.00	58.00	95.00	95.00	103.00	78.00
Pumpkin	180.00	180.00	163.00	155.00	220.00	220.00	183.00	175.00
Snake gourd	120.00	120.00	143.00	135.00	160.00	160.00	163.00	155.00

■ Price increased by more than 5% compared to yesterday price.  
■ Price decreased by more than 5% compared to yesterday price.

Daily Retail Prices

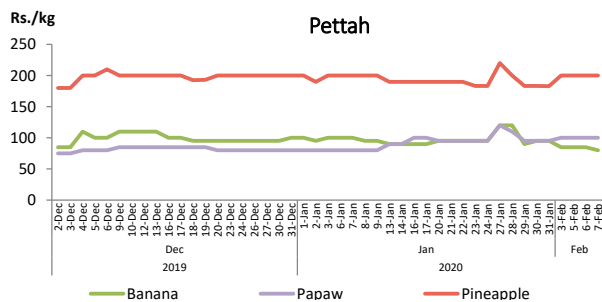


Fruits

Item	Wholesale Prices		Retail Prices	
	Pettah		Pettah	
	Yesterday	Today	Yesterday	Today
	Rs./kg		Rs./kg	
Banana (Sour)	60.00	60.00	85.00	80.00
Papaw	80.00	80.00	100.00	100.00
Pineapple	160.00	160.00	200.00	200.00
			Rs./Each	
Apple (Imp)			45.00	45.00
Orange (Imp)			45.00	50.00

■ Price increased by more than 5% compared to yesterday price.  
■ Price decreased by more than 5% compared to yesterday price.

Daily Retail Prices

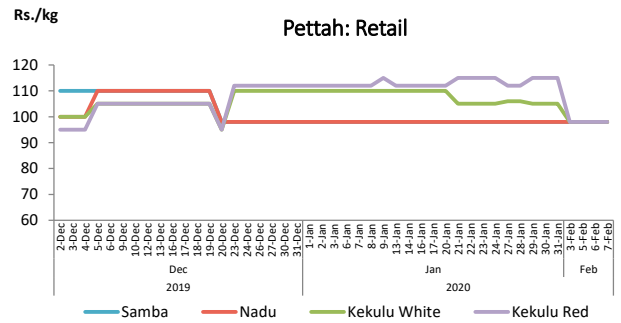
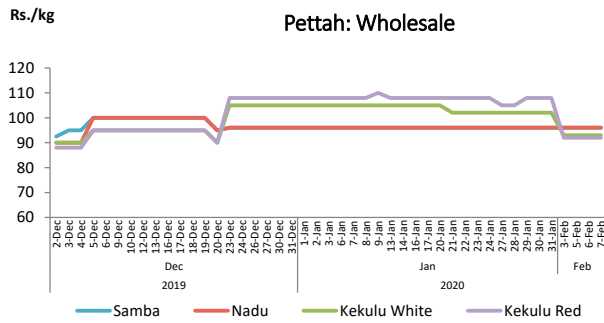


Rice

Item	Wholesale Prices				Retail Prices			
	Marandagamula		Pettah		Dambulla		Pettah	
	Yesterday	Today	Yesterday	Today	Yesterday	Today	Yesterday	Today
	Rs./kg		Rs./kg		Rs./kg		Rs./kg	
Samba	91.00	91.00	96.00	96.00	98.00	98.00	98.00	98.00
Nadu	87.00	87.00	96.00	96.00	98.00	98.00	98.00	98.00
Kekulu White	87.00	87.00	93.00	93.00	88.00	88.00	98.00	98.00
Kekulu Red	97.00	98.00	92.00	92.00	90.00	90.00	98.00	98.00

- Price increased by more than 5% compared to yesterday price.
- Price decreased by more than 5% compared to yesterday price.

Daily Wholesale and Retail Prices

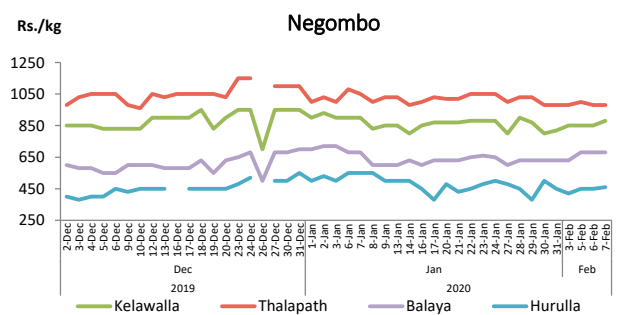
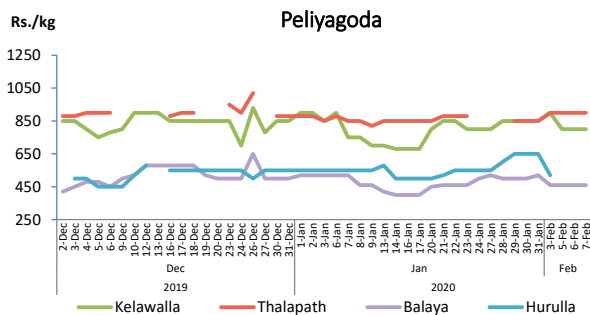


Fish

Item	Wholesale Prices				Retail Prices			
	Peliyagoda		Negombo		Peliyagoda		Negombo	
	Yesterday	Today	Yesterday	Today	Yesterday	Today	Yesterday	Today
	Rs./kg		Rs./kg		Rs./kg		Rs./kg	
Kelawalla	500.00	500.00	530.00	550.00	800.00	800.00	850.00	880.00
Thalapath	700.00	700.00	720.00	730.00	900.00	900.00	980.00	980.00
Balaya	360.00	360.00	350.00	400.00	460.00	460.00	680.00	680.00
Paraw	480.00	500.00	540.00	540.00	780.00	800.00	840.00	840.00
Salaya	160.00	160.00	160.00	180.00	200.00	200.00	230.00	250.00
Hurulla	n.a.	n.a.	360.00	380.00	n.a.	n.a.	450.00	460.00

- Price increased by more than 5% compared to yesterday price.
- Price decreased by more than 5% compared to yesterday price.

Daily Retail Prices



Other

Item	Wholesale Prices				Retail Prices			
	Pettah		Dambulla		Pettah		Dambulla	
	Yesterday	Today	Yesterday	Today	Yesterday	Today	Yesterday	Today
	Rs./kg		Rs./kg		Rs./kg		Rs./kg	
Red-Onions (local)	n.a.	n.a.	295.00	<b>315.00</b>	n.a.	n.a.	305.00	<b>325.00</b>
Red-Onions (Imp)	450.00	450.00	323.00	323.00	500.00	500.00	333.00	333.00
Big-Onions (local)	n.a.	n.a.	n.a.	n.a.	n.a.	n.a.	n.a.	n.a.
Big-Onions (Imp)	90.00	90.00	113.00	<b>125.00</b>	112.00	108.00	123.00	<b>135.00</b>
Potatoes (local)	230.00	230.00	n.a.	138.00	260.00	260.00	n.a.	148.00
Potatoes (Imp)	120.00	120.00			140.00	140.00		
Dried Chillies (Imp)	520.00	520.00	528.00	533.00	570.00	570.00	538.00	543.00
Coconut (Rs./Nut)	65.00	65.00	63.00	61.00	70.00	70.00	68.00	66.00
Coconut oil (Rs./Ltr)	400.00	400.00			430.00	430.00		
Dhal	125.00	125.00			132.00	132.00		
Sugar	101.00	101.00			105.00	105.00		
Eggs (Rs./Each)	18.50	18.50			19.50	19.50		
Katta	880.00	880.00			950.00	950.00		
Sprats	550.00	550.00			600.00	600.00		
Green Chillies	250.00	250.00	203.00	<b>155.00</b>	300.00	300.00	223.00	<b>175.00</b>
Lime	45.00	45.00	33.00	33.00	75.00	75.00	53.00	53.00

■ Price increased by more than 5% compared to yesterday price.  
■ Price decreased by more than 5% compared to yesterday price.

Daily Retail Prices

