

# Daily Price Report

A Summary of Price Developments - 6 February 2020

## Vegetables



Price of **Carrot decreased** in **Dambulla** market compared to yesterday due to **availability of low quality variety**.



Price of **Tomato decreased** in **Dambulla** market compared to yesterday due to **favourable supply** from **Dambulla** and **Galewela** areas.



Price of **Brinjal and Pumpkin increased** in **Dambulla** market compared to yesterday due to **low supply** from **Anuradhapura, Laggala** and **Galenbindunuwewa** areas.



Price of **Beans increased** in **Dambulla** market compared to yesterday due to **low supply** from **Nuwara Eliya** and **Matale** areas.



## Other



Price of **Local Red Onion increased** in **Dambulla** market compared to yesterday due to **low supply** from **Jaffna** area.



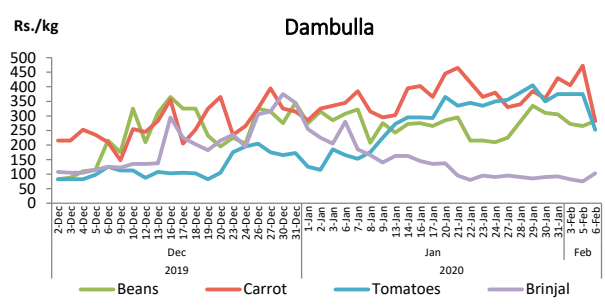
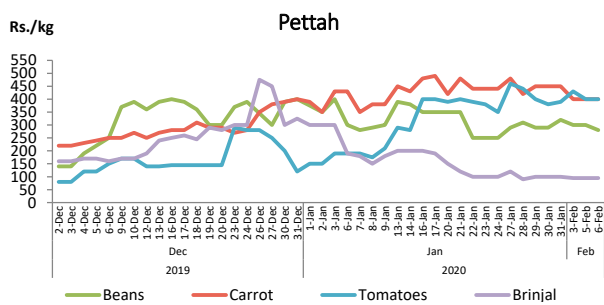
Statistics Department  
Central Bank of Sri Lanka

Vegetables

| Item        | Wholesale Prices |        |           |        | Retail Prices |        |           |        |
|-------------|------------------|--------|-----------|--------|---------------|--------|-----------|--------|
|             | Pettah           |        | Dambulla  |        | Pettah        |        | Dambulla  |        |
|             | Yesterday        | Today  | Yesterday | Today  | Yesterday     | Today  | Yesterday | Today  |
|             | Rs./kg           |        | Rs./kg    |        | Rs./kg        |        | Rs./kg    |        |
| Beans       | 250.00           | 240.00 | 145.00    | 263.00 | 300.00        | 280.00 | 265.00    | 283.00 |
| Carrot      | 350.00           | 350.00 | 453.00    | 263.00 | 400.00        | 400.00 | 473.00    | 283.00 |
| Cabbage     | 100.00           | 100.00 | 115.00    | 113.00 | 160.00        | 160.00 | 135.00    | 133.00 |
| Tomatoes    | 350.00           | 350.00 | 355.00    | 233.00 | 400.00        | 400.00 | 375.00    | 253.00 |
| Brinjal     | 55.00            | 55.00  | 55.00     | 83.00  | 95.00         | 95.00  | 75.00     | 103.00 |
| Pumpkin     | 190.00           | 180.00 | 145.00    | 163.00 | 250.00        | 220.00 | 165.00    | 183.00 |
| Snake gourd | 120.00           | 120.00 | 105.00    | 143.00 | 160.00        | 160.00 | 125.00    | 163.00 |

■ Price increased by more than 5% compared to yesterday price.  
■ Price decreased by more than 5% compared to yesterday price.

Daily Retail Prices

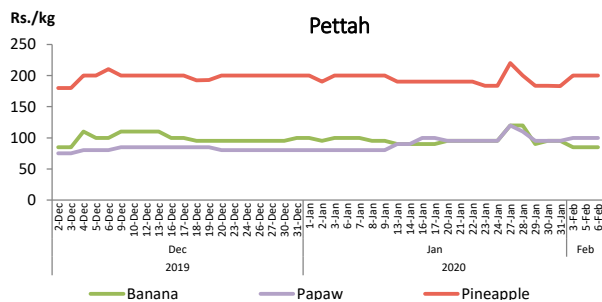


Fruits

| Item          | Wholesale Prices |        | Retail Prices |        |
|---------------|------------------|--------|---------------|--------|
|               | Pettah           |        | Pettah        |        |
|               | Yesterday        | Today  | Yesterday     | Today  |
|               | Rs./kg           |        | Rs./kg        |        |
| Banana (Sour) | 60.00            | 60.00  | 85.00         | 85.00  |
| Papaw         | 80.00            | 80.00  | 100.00        | 100.00 |
| Pineapple     | 160.00           | 160.00 | 200.00        | 200.00 |
|               |                  |        | Rs./Each      |        |
| Apple (Imp)   |                  |        | 45.00         | 45.00  |
| Orange (Imp)  |                  |        | 45.00         | 45.00  |

■ Price increased by more than 5% compared to yesterday price.  
■ Price decreased by more than 5% compared to yesterday price.

Daily Retail Prices

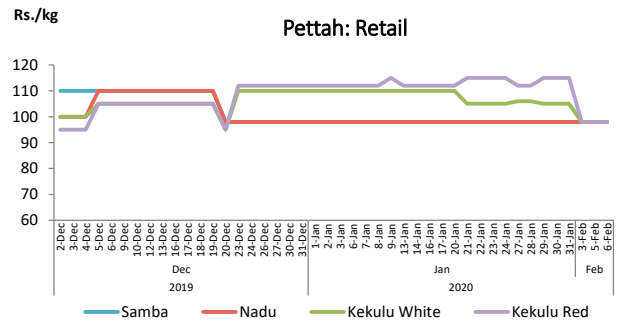
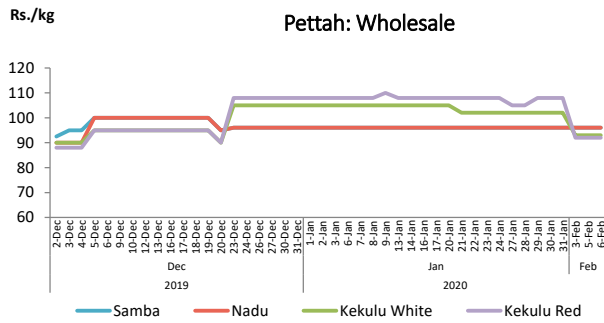


Rice

| Item         | Wholesale Prices |       |           |       | Retail Prices |       |           |       |
|--------------|------------------|-------|-----------|-------|---------------|-------|-----------|-------|
|              | Marandagamula    |       | Pettah    |       | Dambulla      |       | Pettah    |       |
|              | Yesterday        | Today | Yesterday | Today | Yesterday     | Today | Yesterday | Today |
|              | Rs./kg           |       | Rs./kg    |       | Rs./kg        |       | Rs./kg    |       |
| Samba        | 91.00            | 91.00 | 96.00     | 96.00 | 98.00         | 98.00 | 98.00     | 98.00 |
| Nadu         | 87.00            | 87.00 | 96.00     | 96.00 | 98.00         | 98.00 | 98.00     | 98.00 |
| Kekulu White | 87.00            | 87.00 | 93.00     | 93.00 | 88.00         | 88.00 | 98.00     | 98.00 |
| Kekulu Red   | 97.00            | 97.00 | 92.00     | 92.00 | 90.00         | 90.00 | 98.00     | 98.00 |

- Price increased by more than 5% compared to yesterday price.
- Price decreased by more than 5% compared to yesterday price.

Daily Wholesale and Retail Prices

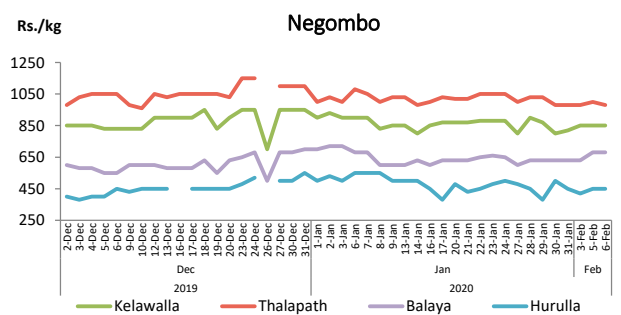
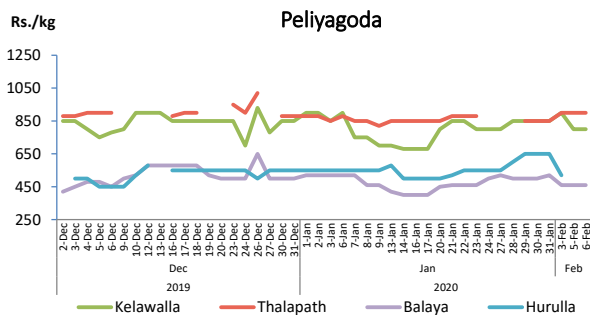


Fish

| Item      | Wholesale Prices |        |           |        | Retail Prices |        |           |        |
|-----------|------------------|--------|-----------|--------|---------------|--------|-----------|--------|
|           | Peliyagoda       |        | Negombo   |        | Peliyagoda    |        | Negombo   |        |
|           | Yesterday        | Today  | Yesterday | Today  | Yesterday     | Today  | Yesterday | Today  |
|           | Rs./kg           |        | Rs./kg    |        | Rs./kg        |        | Rs./kg    |        |
| Kelawalla | 800.00           | 500.00 | 550.00    | 530.00 | 800.00        | 800.00 | 850.00    | 850.00 |
| Thalapath | 900.00           | 700.00 | 720.00    | 720.00 | 900.00        | 900.00 | 1,000.00  | 980.00 |
| Balaya    | 360.00           | 360.00 | 350.00    | 350.00 | 460.00        | 460.00 | 680.00    | 680.00 |
| Paraw     | 450.00           | 480.00 | 520.00    | 540.00 | 750.00        | 780.00 | 800.00    | 840.00 |
| Salaya    | 160.00           | 160.00 | 180.00    | 160.00 | 200.00        | 200.00 | 250.00    | 230.00 |
| Hurulla   | n.a.             | n.a.   | 350.00    | 360.00 | n.a.          | n.a.   | 450.00    | 450.00 |

- Price increased by more than 5% compared to yesterday price.
- Price decreased by more than 5% compared to yesterday price.

Daily Retail Prices



Other

| Item                  | Wholesale Prices |        |           |               | Retail Prices |              |           |               |
|-----------------------|------------------|--------|-----------|---------------|---------------|--------------|-----------|---------------|
|                       | Pettah           |        | Dambulla  |               | Pettah        |              | Dambulla  |               |
|                       | Yesterday        | Today  | Yesterday | Today         | Yesterday     | Today        | Yesterday | Today         |
|                       | Rs./kg           |        | Rs./kg    |               | Rs./kg        |              | Rs./kg    |               |
| Red-Onions (local)    | n.a.             | n.a.   | 275.00    | <b>295.00</b> | n.a.          | n.a.         | 285.00    | <b>305.00</b> |
| Red-Onions (Imp)      | 450.00           | 450.00 | 310.00    | 323.00        | 500.00        | 500.00       | 320.00    | 333.00        |
| Big-Onions (local)    | n.a.             | n.a.   | n.a.      | n.a.          | n.a.          | n.a.         | n.a.      | n.a.          |
| Big-Onions (Imp)      | 88.00            | 90.00  | 118.00    | 113.00        | 113.00        | 112.00       | 128.00    | 123.00        |
| Potatoes (local)      | 230.00           | 230.00 | n.a.      | n.a.          | 260.00        | 260.00       | n.a.      | n.a.          |
| Potatoes (Imp)        | 120.00           | 120.00 |           |               | 143.00        | 140.00       |           |               |
| Dried Chillies (Imp)  | 520.00           | 520.00 | 523.00    | 528.00        | 570.00        | 570.00       | 533.00    | 538.00        |
| Coconut (Rs./Nut)     | 65.00            | 65.00  | 63.00     | 63.00         | 70.00         | 70.00        | 68.00     | 68.00         |
| Coconut oil (Rs./Ltr) | 400.00           | 400.00 |           |               | 430.00        | 430.00       |           |               |
| Dhal                  | 125.00           | 125.00 |           |               | 132.00        | 132.00       |           |               |
| Sugar                 | 101.00           | 101.00 |           |               | 105.00        | 105.00       |           |               |
| Eggs (Rs./Each)       | 18.50            | 18.50  |           |               | 19.50         | 19.50        |           |               |
| Katta                 | 880.00           | 880.00 |           |               | 950.00        | 950.00       |           |               |
| Sprats                | 550.00           | 550.00 |           |               | 600.00        | 600.00       |           |               |
| Green Chillies        | 250.00           | 250.00 | 255.00    | <b>203.00</b> | 300.00        | 300.00       | 275.00    | <b>223.00</b> |
| Lime                  | 45.00            | 45.00  | 25.00     | <b>33.00</b>  | 60.00         | <b>75.00</b> | 45.00     | <b>53.00</b>  |

■ Price increased by more than 5% compared to yesterday price.  
■ Price decreased by more than 5% compared to yesterday price.

Daily Retail Prices

