

Daily Price Report

A Summary of Price Developments - 03 February 2020

Vegetables



Prices of **most varieties of vegetables** decreased in **Dambulla** market compared to 31 January 2020 due to **favourable supply** from **major cultivating** areas.



Prices of **Pumpkin** increased sharply in **Pettah** market compared to 31 January 2020 due to **low supply** from **Kataragama** and **Monaragala** areas.



Rice



Wholesale price of **Kekulu Red** decreased in **Maradaghamula** market compared to 31 January 2020 due to **favourable supply** from **Eravur** area.



Other



- Price of **Local Red Onions** decreased in **Dambulla** market compared to 31 January 2020 due to **favourable supply** from **Jaffna** area.
- Price of **Imported Red Onions** decreased in **Dambulla** market due to **availability of local varieties**



Price of **Green Chillies** decreased in **Pettah** market compared to 31 January 2020 due to **favourable supply** from **Nochchiyagama** and **Puttalam** areas.

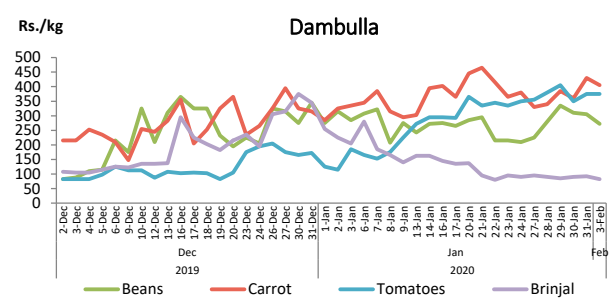
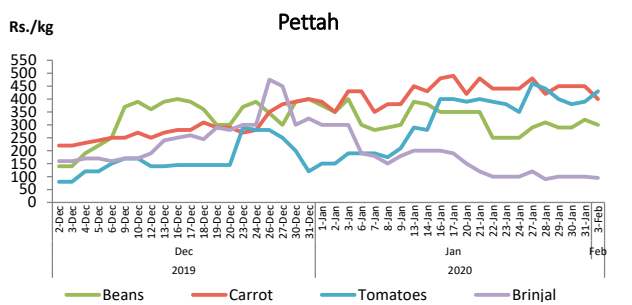


Vegetables

Item	Wholesale Prices				Retail Prices			
	Pettah		Dambulla		Pettah		Dambulla	
	Friday 31.01.2020	Today	Friday 31.01.2020	Today	Friday 31.01.2020	Today	Friday 31.01.2020	Today
	Rs./kg		Rs./kg		Rs./kg		Rs./kg	
Beans	280.00	250.00	285.00	253.00	320.00	300.00	305.00	273.00
Carrot	400.00	350.00	410.00	385.00	450.00	400.00	430.00	405.00
Cabbage	90.00	100.00	105.00	105.00	160.00	160.00	125.00	125.00
Tomatoes	350.00	380.00	355.00	355.00	390.00	430.00	375.00	375.00
Brinjal	55.00	60.00	73.00	63.00	100.00	95.00	93.00	83.00
Pumpkin	90.00	180.00	153.00	145.00	140.00	200.00	173.00	165.00
Snake gourd	120.00	120.00	125.00	93.00	160.00	160.00	145.00	113.00

■ Price increased by more than 5% compared to yesterday price.
■ Price decreased by more than 5% compared to yesterday price.

Daily Retail Prices

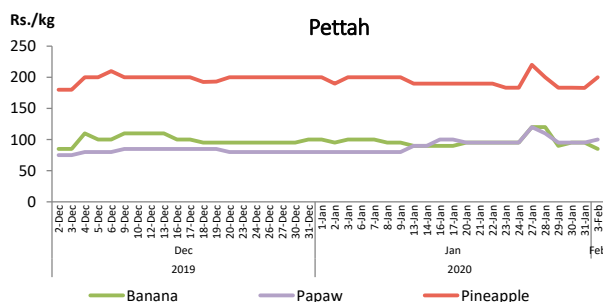


Fruits

Item	Wholesale Prices		Retail Prices	
	Pettah		Pettah	
	Friday 31.01.2020	Today	Friday 31.01.2020	Today
	Rs./kg		Rs./kg	
Banana (Sour)	65.00	60.00	95.00	85.00
Papaw	75.00	80.00	95.00	100.00
Pineapple	145.00	150.00	183.00	200.00
			Rs./Each	
Apple (Imp)			45.00	45.00
Orange (Imp)			50.00	50.00

■ Price increased by more than 5% compared to yesterday price.
■ Price decreased by more than 5% compared to yesterday price.

Daily Retail Prices

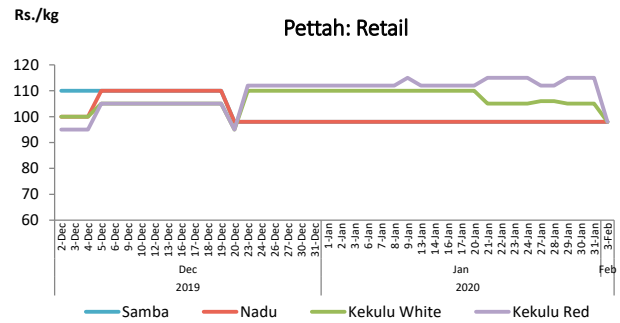
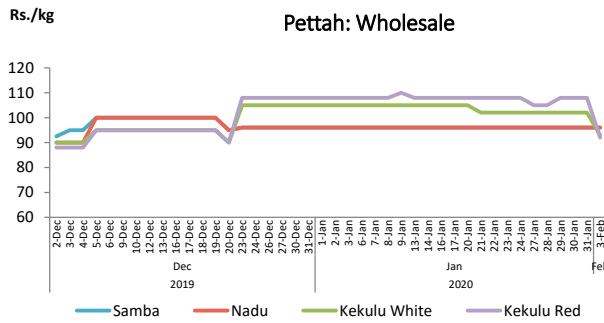


Rice

Item	Wholesale Prices				Retail Prices			
	Marandagahamula		Pettah		Dambulla		Pettah	
	Friday 31.01.2020	Today	Friday 31.01.2020	Today	Friday 31.01.2020	Today	Friday 31.01.2020	Today
	Rs./kg		Rs./kg		Rs./kg		Rs./kg	
Samba	88.00	91.00	96.00	96.00	98.00	98.00	98.00	98.00
Nadu	87.00	87.00	96.00	96.00	98.00	98.00	98.00	98.00
Kekulu White	87.00	88.00	102.00	93.00	92.00	92.00	105.00	98.00
Kekulu Red	103.00	95.00	108.00	92.00	n.a.	n.a.	115.00	98.00

- Price increased by more than 5% compared to yesterday price.
- Price decreased by more than 5% compared to yesterday price.

Daily Wholesale and Retail Prices

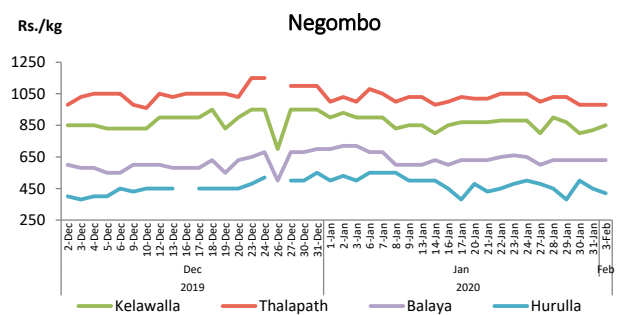
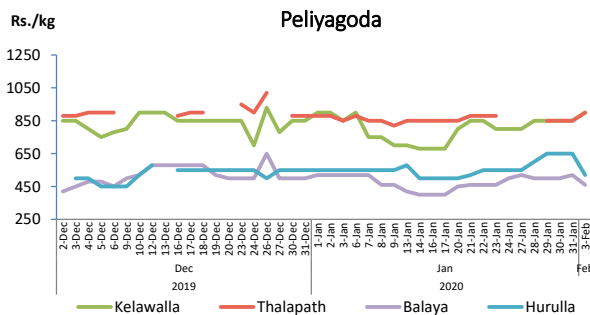


Fish

Item	Wholesale Prices				Retail Prices			
	Peliyagoda		Negombo		Peliyagoda		Negombo	
	Friday 31.01.2020	Today	Friday 31.01.2020	Today	Friday 31.01.2020	Today	Friday 31.01.2020	Today
	Rs./kg		Rs./kg		Rs./kg		Rs./kg	
Kelawalla	600.00	600.00	540.00	550.00	850.00	900.00	820.00	850.00
Thalapath	660.00	700.00	700.00	700.00	850.00	900.00	980.00	980.00
Balaya	420.00	360.00	350.00	350.00	520.00	460.00	630.00	630.00
Paraw	650.00	420.00	520.00	500.00	950.00	750.00	800.00	800.00
Salaya	180.00	160.00	170.00	180.00	220.00	200.00	250.00	230.00
Hurulla	550.00	420.00	350.00	320.00	650.00	520.00	450.00	420.00

- Price increased by more than 5% compared to yesterday price.
- Price decreased by more than 5% compared to yesterday price.

Daily Retail Prices



Other

Item	Wholesale Prices				Retail Prices			
	Pettah		Dambulla		Pettah		Dambulla	
	Friday 31.01.2020	Today	Friday 31.01.2020	Today	Friday 31.01.2020	Today	Friday 31.01.2020	Today
	Rs./kg		Rs./kg		Rs./kg		Rs./kg	
Red-Onions (local)	n.a.	n.a.	325.00	275.00	n.a.	n.a.	335.00	285.00
Red-Onions (Imp)	445.00	450.00	410.00	355.00	500.00	500.00	420.00	365.00
Big-Onions (local)	n.a.	n.a.	n.a.	n.a.	n.a.	n.a.	n.a.	n.a.
Big-Onions (Imp)	94.00	88.00	115.00	90.00	118.00	113.00	125.00	100.00
Potatoes (local)	230.00	210.00	143.00	n.a.	260.00	240.00	163.00	n.a.
Potatoes (Imp)	116.00	115.00			140.00	135.00		
Dried Chillies (Imp)	500.00	520.00	560.00	523.00	550.00	570.00	580.00	533.00
Coconut (Rs./Nut)	60.00	65.00	63.00	55.00	75.00	70.00	68.00	60.00
Coconut oil (Rs./Ltr)	370.00	400.00			400.00	430.00		
Dhal	128.00	125.00			140.00	132.00		
Sugar	98.00	101.00			105.00	105.00		
Eggs (Rs./Each)	18.50	18.50			19.50	19.50		
Katta	880.00	880.00			950.00	950.00		
Sprats	550.00	550.00			600.00	600.00		
Green Chillies	350.00	250.00	255.00	235.00	400.00	300.00	275.00	255.00
Lime	45.00	45.00	35.00	33.00	70.00	60.00	55.00	53.00

■ Price increased by more than 5% compared to yesterday price.
■ Price decreased by more than 5% compared to yesterday price.

Daily Retail Prices

