

Daily Price Report

A Summary of Price Developments - 30 January 2020

Vegetables



Prices of **most vegetable varieties decreased** in **Dambulla** market due to **favourable supply** from **Puuttalam, Jaffna and Anuradhapura** areas.



Fish



Prices of **Hurulla and Salaya increased** in **Negombo** market due to **low supply** from **North Western** coastal area.



Other



Price of **Imported Red Onions decreased** in **Dambulla** market due to **availability of local varieties** from **Jaffna** area.



Price of **Imported Big Onions decreased** in **Dambulla** market due to **availability of low quality variety** from **Turkey**.



Price of **Local Potatoes decreased** in **Dambulla** market due to **favourable supply** from **Nuwara Eliya** area.



Price of **Coconut increased** in **Pettah** market due to **availability of larger varieties** from **Puttalam** area.

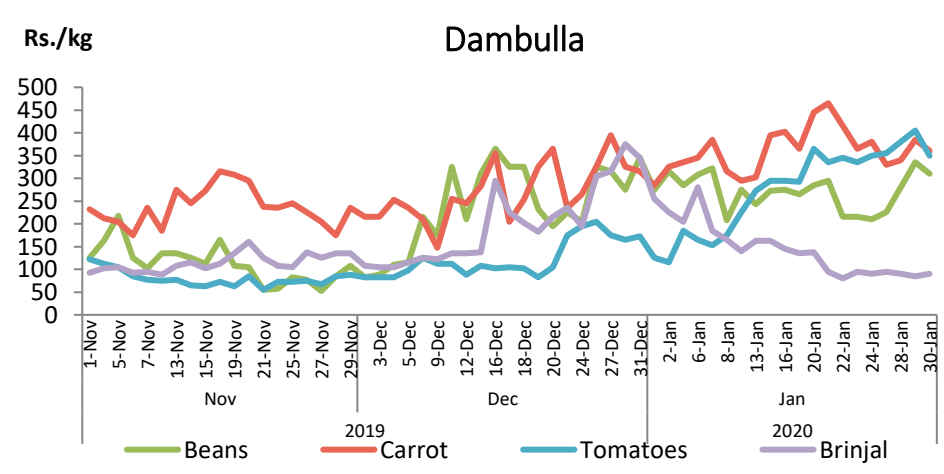
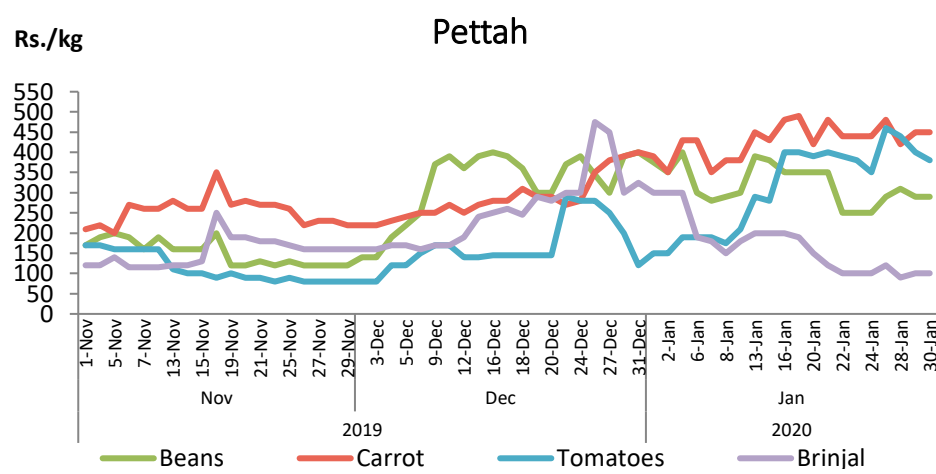


Vegetables

Item	Wholesale Prices				Retail Prices			
	Pettah		Dambulla		Pettah		Dambulla	
	Yesterday	Today	Yesterday	Today	Yesterday	Today	Yesterday	Today
	Rs./kg		Rs./kg		Rs./kg		Rs./kg	
Beans	235.00	250.00	315.00	290.00	290.00	290.00	335.00	310.00
Carrot	440.00	400.00	365.00	340.00	450.00	450.00	385.00	360.00
Cabbage	100.00	100.00	105.00	95.00	160.00	160.00	125.00	115.00
Tomatoes	355.00	330.00	385.00	335.00	400.00	380.00	405.00	350.00
Brinjal	55.00	55.00	65.00	68.00	100.00	100.00	85.00	90.00
Pumpkin	90.00	90.00	125.00	135.00	140.00	140.00	145.00	155.00
Snake gourd	120.00	120.00	125.00	110.00	160.00	160.00	145.00	130.00

■ Price increased by more than 5% compared to yesterday price.
■ Price decreased by more than 5% compared to yesterday price.

Daily Retail Prices

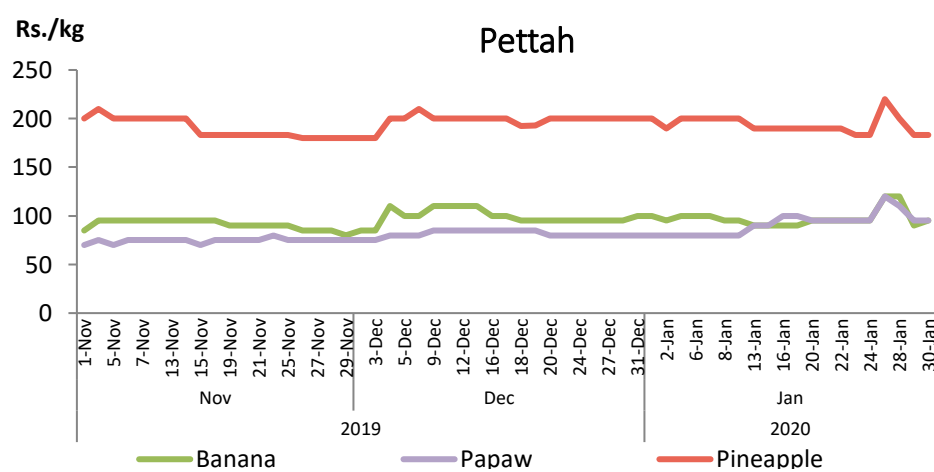


Fruits

Item	Wholesale Prices		Retail Prices	
	Pettah		Pettah	
	Yesterday	Today	Yesterday	Today
	Rs./kg		Rs./kg	
Banana (Sour)	65.00	65.00	90.00	95.00
Papaw	75.00	75.00	95.00	95.00
Pineapple	145.00	145.00	183.00	183.00
			Rs./Each	
Apple (Imp)			48.00	45.00
Orange (Imp)			50.00	50.00

■ Price increased by more than 5% compared to yesterday price.
■ Price decreased by more than 5% compared to yesterday price.

Daily Retail Prices

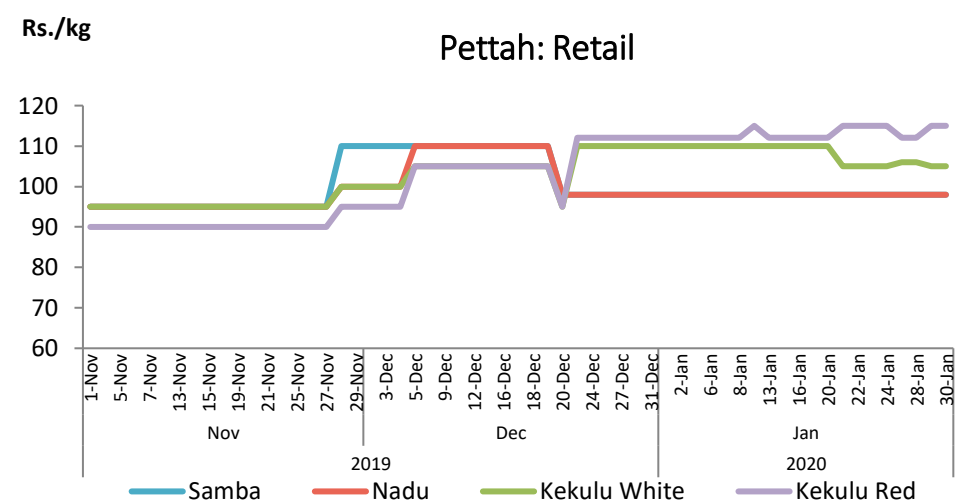
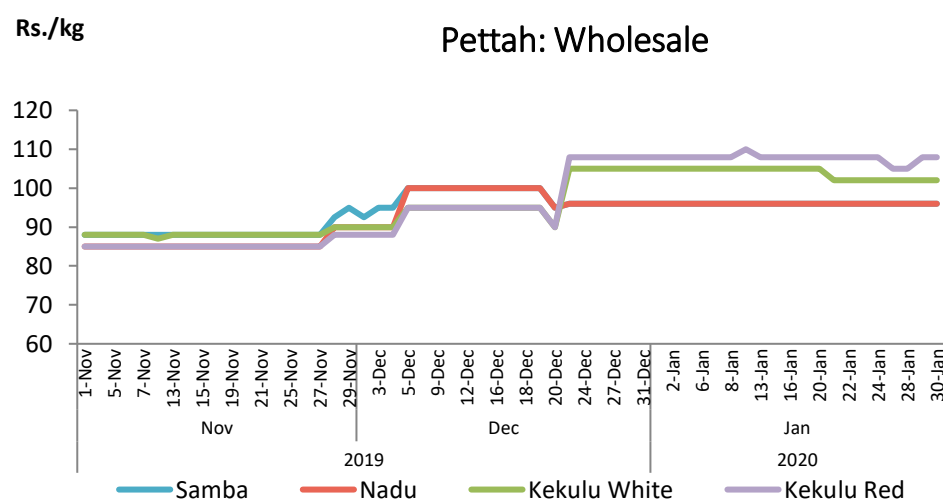


Rice

Item	Wholesale Prices				Retail Prices			
	Marandagahamula		Pettah		Dambulla		Pettah	
	Yesterday	Today	Yesterday	Today	Yesterday	Today	Yesterday	Today
	Rs./kg		Rs./kg		Rs./kg		Rs./kg	
Samba	89.00	88.00	96.00	96.00	98.00	98.00	98.00	98.00
Nadu	87.00	87.00	96.00	96.00	98.00	98.00	98.00	98.00
Kekulu White	89.00	87.00	102.00	102.00	92.00	92.00	105.00	105.00
Kekulu Red	103.00	103.00	108.00	108.00	n.a.	n.a.	115.00	115.00

■ Price increased by more than 5% compared to yesterday price.
■ Price decreased by more than 5% compared to yesterday price.

Daily Wholesale and Retail Prices

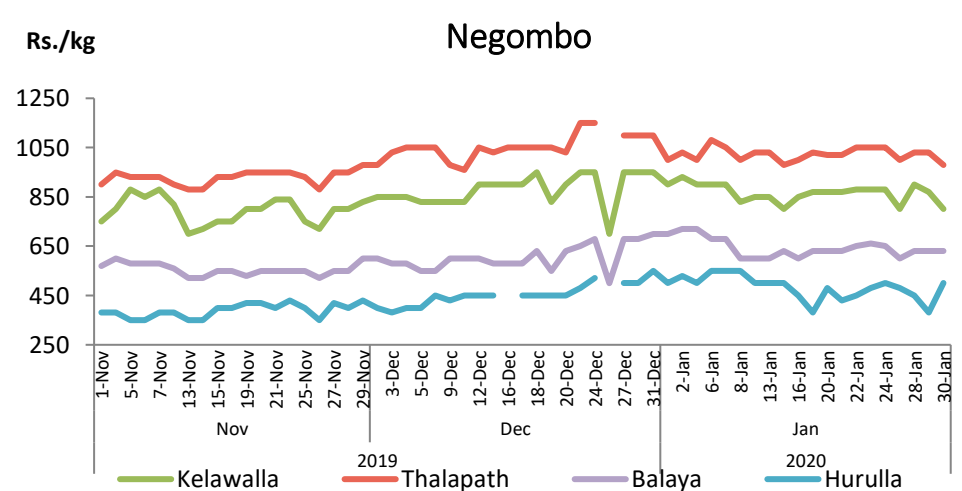
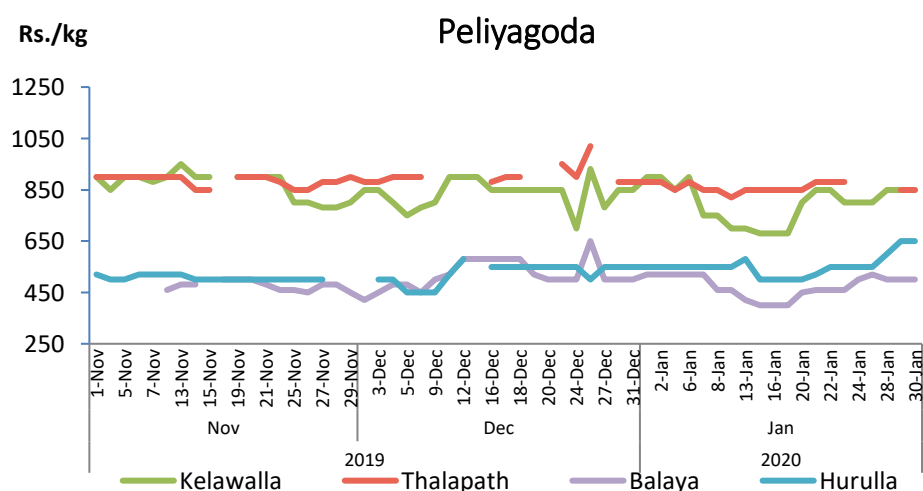


Fish

Item	Wholesale Prices				Retail Prices			
	Peliyagoda		Negombo		Peliyagoda		Negombo	
	Yesterday	Today	Yesterday	Today	Yesterday	Today	Yesterday	Today
	Rs./kg		Rs./kg		Rs./kg		Rs./kg	
Kelawalla	600.00	600.00	520.00	480.00	850.00	850.00	870.00	800.00
Thalapath	660.00	660.00	720.00	720.00	850.00	850.00	1,030.00	980.00
Balaya	400.00	400.00	380.00	350.00	500.00	500.00	630.00	630.00
Paraw	600.00	600.00	530.00	520.00	900.00	900.00	830.00	800.00
Salaya	180.00	180.00	150.00	170.00	220.00	220.00	220.00	250.00
Hurulla	550.00	550.00	300.00	360.00	650.00	650.00	380.00	500.00

■ Price increased by more than 5% compared to yesterday price.
■ Price decreased by more than 5% compared to yesterday price.

Daily Retail Prices



Other

Item	Wholesale Prices				Retail Prices			
	Pettah		Dambulla		Pettah		Dambulla	
	Yesterday	Today	Yesterday	Today	Yesterday	Today	Yesterday	Today
	Rs./kg		Rs./kg		Rs./kg		Rs./kg	
Red-Onions (local)	n.a.	n.a.	375.00	360.00	n.a.	n.a.	385.00	380.00
Red-Onions (Imp)	420.00	420.00	435.00	400.00	460.00	460.00	445.00	410.00
Big-Onions (local)	n.a.	n.a.	n.a.	n.a.	n.a.	n.a.	n.a.	n.a.
Big-Onions (Imp)	94.00	94.00	90.00	80.00	118.00	116.00	100.00	90.00
Potatoes (local)	230.00	230.00	165.00	145.00	260.00	260.00	175.00	155.00
Potatoes (Imp)	120.00	120.00			145.00	145.00		
Dried Chillies (Imp)	500.00	500.00	520.00	513.00	550.00	550.00	530.00	523.00
Coconut (Rs./Nut)	60.00	65.00	50.00	48.00	65.00	70.00	55.00	53.00
Coconut oil (Rs./Ltr)	370.00	370.00			400.00	400.00		
Dhal	128.00	128.00			140.00	140.00		
Sugar	98.00	98.00			105.00	105.00		
Eggs (Rs./Each)	18.50	18.50			19.50	19.50		
Katta	880.00	880.00			950.00	950.00		
Sprats	550.00	550.00			600.00	600.00		
Green Chillies	350.00	350.00	205.00	255.00	400.00	400.00	225.00	275.00
Lime	45.00	45.00	35.00	33.00	70.00	70.00	55.00	53.00

■ Price increased by more than 5% compared to yesterday price.
■ Price decreased by more than 5% compared to yesterday price.

Daily Retail Prices

