

Daily Price Report

A Summary of Price Developments - 29 January 2020

Vegetables



Price of **Beans** increased in **Dambulla** market while price of **Carrots** increased in **both** markets due to **low supply** from **Nuwara Eliya** and **Hanguranketha** areas.



Fish



Prices of most varieties of **fish** decreased in **Negombo** market due to **favourable supply** from **North Western** coastal area.



Other



Price of **Local Red Onions** increased in **Dambulla** market due to **availability of high quality varieties** from **Jaffna** while **Imported Red Onions** also increased due to **low availability** of **Pakistan** variety.



Price of **Coconut** decreased in **Pettah** and **Dambulla** markets due to **favourable supply** from **Puttalam** area and **low quality varieties** from **Dambulla** area, respectively.



Price of **Green Chillies** decreased in **Dambulla** market due to **favourable supply** from **Anuradhapura** and **Jaffna** areas.

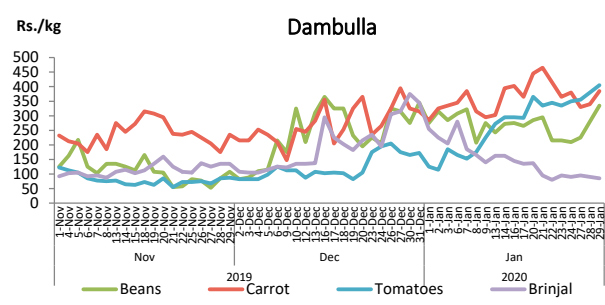
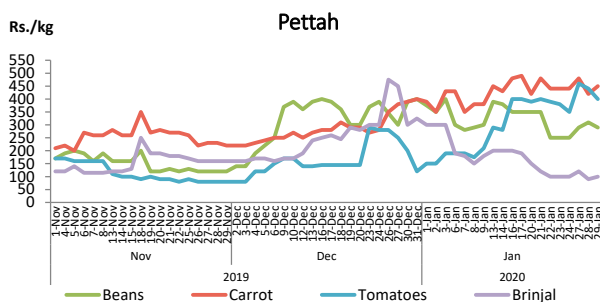


Vegetables

Item	Wholesale Prices				Retail Prices			
	Pettah		Dambulla		Pettah		Dambulla	
	Yesterday	Today	Yesterday	Today	Yesterday	Today	Yesterday	Today
	Rs./kg		Rs./kg		Rs./kg		Rs./kg	
Beans	290.00	235.00	260.00	315.00	310.00	290.00	280.00	335.00
Carrot	375.00	440.00	320.00	365.00	420.00	450.00	340.00	385.00
Cabbage	90.00	100.00	120.00	105.00	110.00	160.00	140.00	125.00
Tomatoes	390.00	355.00	360.00	385.00	440.00	400.00	380.00	405.00
Brinjal	80.00	55.00	70.00	65.00	90.00	100.00	90.00	85.00
Pumpkin	130.00	90.00	140.00	125.00	160.00	140.00	160.00	145.00
Snake gourd	120.00	120.00	130.00	125.00	140.00	160.00	150.00	145.00

■ Price increased by more than 5% compared to yesterday price.
■ Price decreased by more than 5% compared to yesterday price.

Average Weekly Retail Prices

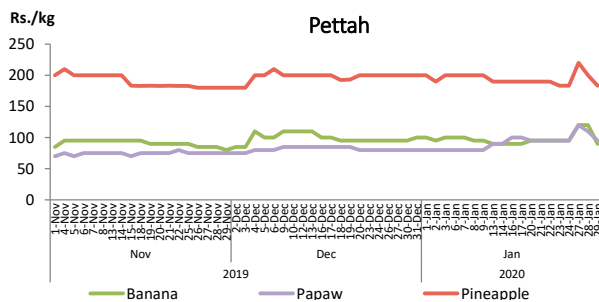


Fruits

Item	Wholesale Prices		Retail Prices	
	Pettah		Pettah	
	Yesterday	Today	Yesterday	Today
	Rs./kg		Rs./kg	
Banana (Sour)	100.00	65.00	120.00	90.00
Papaw	90.00	75.00	110.00	95.00
Pineapple	180.00	145.00	200.00	183.00
			Rs./Each	
Apple (Imp)			48.00	48.00
Orange (Imp)			50.00	50.00

■ Price increased by more than 5% compared to yesterday price.
■ Price decreased by more than 5% compared to yesterday price.

Average Weekly Retail Prices

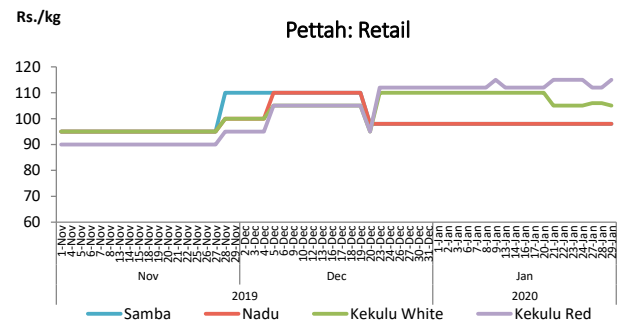
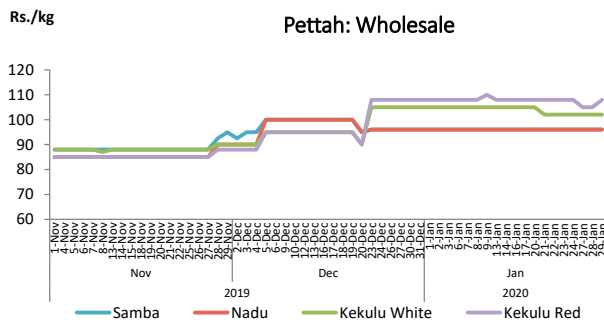


Rice

Item	Wholesale Prices				Retail Prices			
	Marandagamula		Pettah		Dambulla		Pettah	
	Yesterday	Today	Yesterday	Today	Yesterday	Today	Yesterday	Today
	Rs./kg		Rs./kg		Rs./kg		Rs./kg	
Samba	89.00	89.00	96.00	96.00	98.00	98.00	98.00	98.00
Nadu	87.00	87.00	96.00	96.00	98.00	98.00	98.00	98.00
Kekulu White	89.00	89.00	102.00	102.00	92.00	92.00	106.00	105.00
Kekulu Red	103.00	103.00	105.00	108.00	n.a.	n.a.	112.00	115.00

- Price increased by more than 5% compared to yesterday price.
- Price decreased by more than 5% compared to yesterday price.

Average Weekly Wholesale and Retail Prices

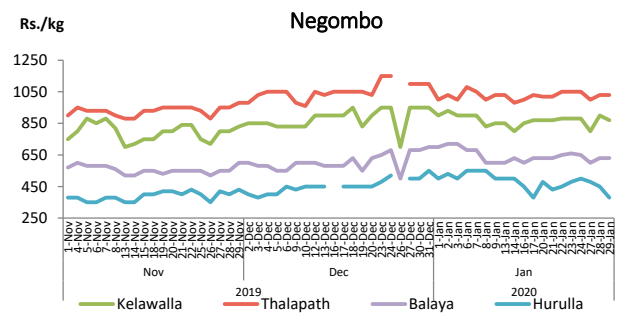
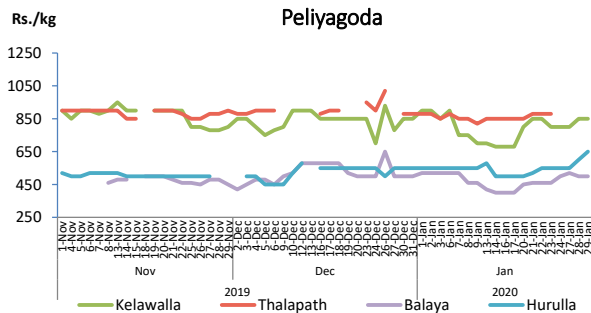


Fish

Item	Wholesale Prices				Retail Prices			
	Peliyagoda		Negombo		Peliyagoda		Negombo	
	Yesterday	Today	Yesterday	Today	Yesterday	Today	Yesterday	Today
	Rs./kg		Rs./kg		Rs./kg		Rs./kg	
Kelawalla	600.00	600.00	600.00	520.00	850.00	850.00	900.00	870.00
Thalapath	n.a.	660.00	700.00	720.00	n.a.	850.00	1,030.00	1,030.00
Balaya	400.00	400.00	400.00	380.00	500.00	500.00	630.00	630.00
Paraw	600.00	600.00	560.00	530.00	900.00	900.00	850.00	830.00
Salaya	180.00	180.00	180.00	150.00	220.00	220.00	250.00	220.00
Hurulla	500.00	550.00	350.00	300.00	600.00	650.00	450.00	380.00

- Price increased by more than 5% compared to yesterday price.
- Price decreased by more than 5% compared to yesterday price.

Average Weekly Retail Prices



Other

Item	Wholesale Prices				Retail Prices			
	Pettah		Dambulla		Pettah		Dambulla	
	Yesterday	Today	Yesterday	Today	Yesterday	Today	Yesterday	Today
	Rs./kg		Rs./kg		Rs./kg		Rs./kg	
Red-Onions (local)	n.a.	n.a.	350.00	375.00	n.a.	n.a.	360.00	385.00
Red-Onions (Imp)	430.00	420.00	400.00	435.00	470.00	460.00	410.00	445.00
Big-Onions (local)	n.a.	n.a.	n.a.	n.a.	n.a.	n.a.	n.a.	n.a.
Big-Onions (Imp)	75.00	94.00	90.00	90.00	105.00	118.00	100.00	100.00
Potatoes (local)	n.a.	230.00	n.a.	165.00	n.a.	260.00	n.a.	175.00
Potatoes (Imp)	90.00	120.00			105.00	145.00		
Dried Chillies (Imp)	500.00	500.00	515.00	520.00	550.00	550.00	525.00	530.00
Coconut (Rs./Nut)	65.00	60.00	55.00	50.00	75.00	65.00	60.00	55.00
Coconut oil (Rs./Ltr)	387.00	370.00			310.00	400.00		
Dhal	125.00	128.00			135.00	140.00		
Sugar	101.00	98.00			108.00	105.00		
Eggs (Rs./Each)	18.50	18.50			19.50	19.50		
Katta	950.00	880.00			1,000.00	950.00		
Sprats	550.00	550.00			620.00	600.00		
Green Chillies	300.00	350.00	280.00	205.00	340.00	400.00	300.00	225.00
Lime	60.00	45.00	30.00	35.00	80.00	70.00	50.00	55.00

- Price increased by more than 5% compared to yesterday price.
- Price decreased by more than 5% compared to yesterday price.

Average Weekly Retail Prices

