

# Daily Price Report

A Summary of Price Developments - 28 January 2020

## Vegetables



Prices of most **vegetable** varieties **increased** in **Dambulla** market due to **low supply** from **major cultivating areas**.



Price of **Carrot** **decreased** in **Pettah** market due to **low demand** caused by **higher prices**.



## Other



Price of **Imported Big Onions** **decreased** in both **Pettah** and **Dambulla** markets due to **high availability of Egypt variety**.



Price of **Coconut** **increased** in **Pettah** market due to **low supply** from **Gampaha** area.



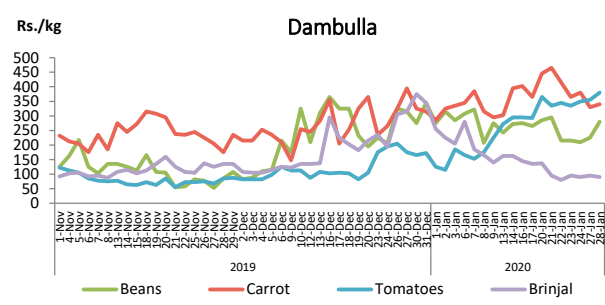
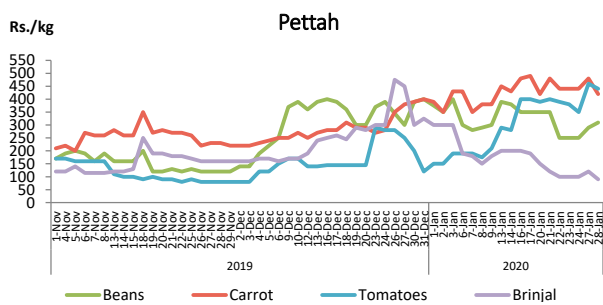
Statistics Department  
Central Bank of Sri Lanka

Vegetables

Item	Wholesale Prices				Retail Prices			
	Pettah		Dambulla		Pettah		Dambulla	
	Yesterday	Today	Yesterday	Today	Yesterday	Today	Yesterday	Today
	Rs./kg		Rs./kg		Rs./kg		Rs./kg	
Beans	240.00	290.00	205.00	260.00	290.00	310.00	225.00	280.00
Carrot	400.00	375.00	310.00	320.00	480.00	420.00	330.00	340.00
Cabbage	130.00	90.00	95.00	120.00	160.00	110.00	115.00	140.00
Tomatoes	400.00	390.00	335.00	360.00	460.00	440.00	355.00	380.00
Brinjal	80.00	80.00	75.00	70.00	120.00	90.00	95.00	90.00
Pumpkin	120.00	130.00	105.00	140.00	160.00	160.00	125.00	160.00
Snake gourd	120.00	120.00	105.00	130.00	140.00	140.00	125.00	150.00

■ Price increased by more than 5% compared to yesterday price.  
■ Price decreased by more than 5% compared to yesterday price.

Average Weekly Retail Prices

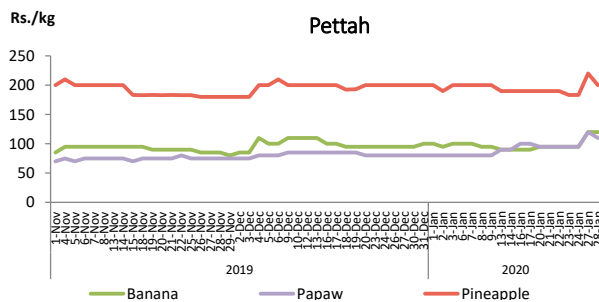


Fruits

Item	Wholesale Prices		Retail Prices	
	Pettah		Pettah	
	Yesterday	Today	Yesterday	Today
	Rs./kg		Rs./kg	
Banana (Sour)	100.00	100.00	120.00	120.00
Papaw	100.00	90.00	120.00	110.00
Pineapple	200.00	180.00	220.00	200.00
			Rs./Each	
Apple (Imp)			48.00	48.00
Orange (Imp)			50.00	50.00

■ Price increased by more than 5% compared to yesterday price.  
■ Price decreased by more than 5% compared to yesterday price.

Average Weekly Retail Prices

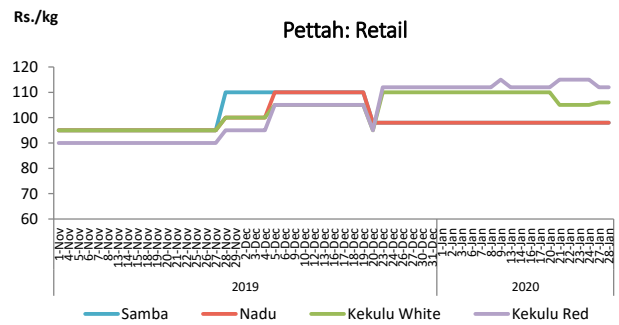
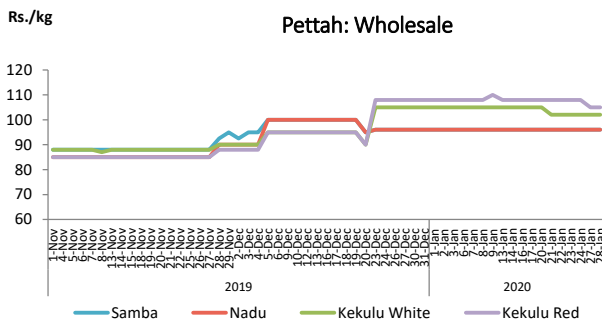


Rice

Item	Wholesale Prices				Retail Prices			
	Marandagahamula		Pettah		Dambulla		Pettah	
	Yesterday	Today	Yesterday	Today	Yesterday	Today	Yesterday	Today
	Rs./kg		Rs./kg		Rs./kg		Rs./kg	
Samba	91.00	89.00	96.00	96.00	98.00	98.00	98.00	98.00
Nadu	89.00	87.00	96.00	96.00	98.00	98.00	98.00	98.00
Kekulu White	89.00	89.00	102.00	102.00	92.00	92.00	106.00	106.00
Kekulu Red	101.00	103.00	105.00	105.00	n.a.	n.a.	112.00	112.00

- Price increased by more than 5% compared to yesterday price.
- Price decreased by more than 5% compared to yesterday price.

Average Weekly Wholesale and Retail Prices

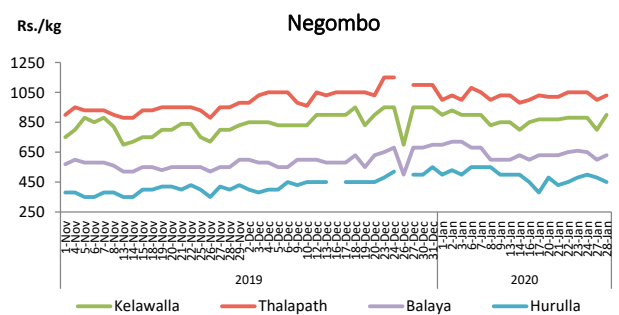
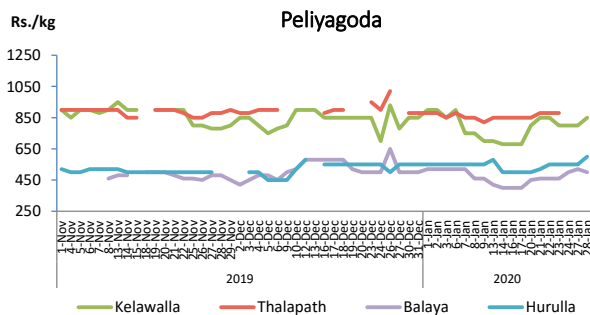


Fish

Item	Wholesale Prices				Retail Prices			
	Peliyagoda		Negombo		Peliyagoda		Negombo	
	Yesterday	Today	Yesterday	Today	Yesterday	Today	Yesterday	Today
	Rs./kg		Rs./kg		Rs./kg		Rs./kg	
Kelawalla	500.00	600.00	550.00	600.00	800.00	850.00	800.00	900.00
Thalapath	n.a.	n.a.	720.00	700.00	n.a.	n.a.	1,000.00	1,030.00
Balaya	430.00	400.00	360.00	400.00	520.00	500.00	600.00	630.00
Paraw	600.00	600.00	580.00	560.00	900.00	900.00	850.00	850.00
Salaya	180.00	180.00	160.00	180.00	220.00	220.00	220.00	250.00
Hurulla	450.00	500.00	380.00	350.00	550.00	600.00	480.00	450.00

- Price increased by more than 5% compared to yesterday price.
- Price decreased by more than 5% compared to yesterday price.

Average Weekly Retail Prices



Other

Item	Wholesale Prices				Retail Prices			
	Pettah		Dambulla		Pettah		Dambulla	
	Yesterday	Today	Yesterday	Today	Yesterday	Today	Yesterday	Today
	Rs./kg		Rs./kg		Rs./kg		Rs./kg	
Red-Onions (local)	n.a.	n.a.	355.00	350.00	n.a.	n.a.	365.00	360.00
Red-Onions (Imp)	480.00	430.00	405.00	400.00	520.00	470.00	415.00	410.00
Big-Onions (local)	n.a.	n.a.	n.a.	n.a.	n.a.	n.a.	n.a.	n.a.
Big-Onions (Imp)	98.00	75.00	95.00	90.00	115.00	105.00	105.00	100.00
Potatoes (local)	n.a.	n.a.	175.00	n.a.	n.a.	n.a.	195.00	n.a.
Potatoes (Imp)	95.00	90.00			110.00	105.00		
Dried Chillies (Imp)	510.00	500.00	515.00	515.00	550.00	550.00	535.00	525.00
Coconut (Rs./Nut)	55.00	65.00	53.00	55.00	65.00	75.00	58.00	60.00
Coconut oil (Rs./Ltr)	390.00	387.00			425.00	310.00		
Dhal	125.00	125.00			135.00	135.00		
Sugar	102.00	101.00			108.00	108.00		
Eggs (Rs./Each)	18.50	18.50			19.50	19.50		
Katta	950.00	950.00			1,000.00	1,000.00		
Sprats	550.00	550.00			620.00	620.00		
Green Chillies	350.00	300.00	290.00	280.00	400.00	340.00	310.00	300.00
Lime	60.00	60.00	33.00	30.00	80.00	80.00	53.00	50.00

- Price increased by more than 5% compared to yesterday price.
- Price decreased by more than 5% compared to yesterday price.

Average Weekly Retail Prices

