

Daily Price Report

A Summary of Price Developments - 27 January 2020

Vegetables



Prices of **Brinjal** and **Pumpkin** increased in both markets compared to 24th January 2020 due to **low supply** from **major cultivating** areas.



Price of **Beans** increased in both markets compared to 24th January 2020 due to **low supply** from **Balangoda** and **Welimada** areas.



Fish



Prices of **Kelawalla** and **Balaya** declined in **Negombo** market compared to 24th January 2020 due to **favourable supply** from **Negombo** and **Southern** coastal areas respectively.



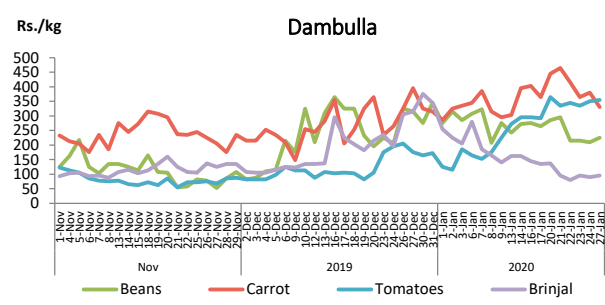
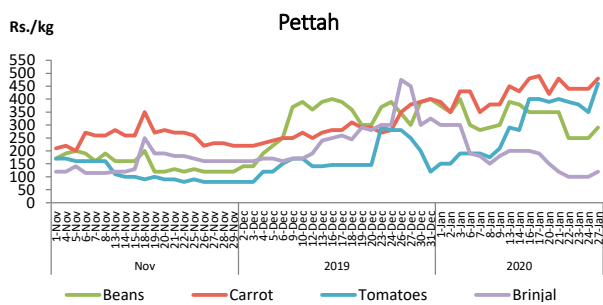
Statistics Department
Central Bank of Sri Lanka

Vegetables

| Item | Wholesale Prices | | | | Retail Prices | | | |
|-------------|-------------------|--------|-------------------|--------|-------------------|--------|-------------------|--------|
| | Pettah | | Dambulla | | Pettah | | Dambulla | |
| | Friday 24.01.2020 | Today | Friday 24.01.2020 | Today | Friday 24.01.2020 | Today | Friday 24.01.2020 | Today |
| | Rs./kg | | Rs./kg | | Rs./kg | | Rs./kg | |
| Beans | 210.00 | 240.00 | 190.00 | 205.00 | 250.00 | 290.00 | 210.00 | 225.00 |
| Carrot | 400.00 | 400.00 | 360.00 | 310.00 | 440.00 | 480.00 | 380.00 | 330.00 |
| Cabbage | 100.00 | 130.00 | 100.00 | 95.00 | 160.00 | 160.00 | 120.00 | 115.00 |
| Tomatoes | 300.00 | 400.00 | 330.00 | 335.00 | 350.00 | 460.00 | 350.00 | 355.00 |
| Brinjal | 55.00 | 80.00 | 70.00 | 75.00 | 100.00 | 120.00 | 90.00 | 95.00 |
| Pumpkin | 90.00 | 120.00 | 90.00 | 105.00 | 140.00 | 160.00 | 110.00 | 125.00 |
| Snake gourd | 120.00 | 120.00 | 110.00 | 105.00 | 160.00 | 140.00 | 130.00 | 125.00 |

■ Price increased by more than 5% compared to yesterday price.
■ Price decreased by more than 5% compared to yesterday price.

Average Weekly Retail Prices

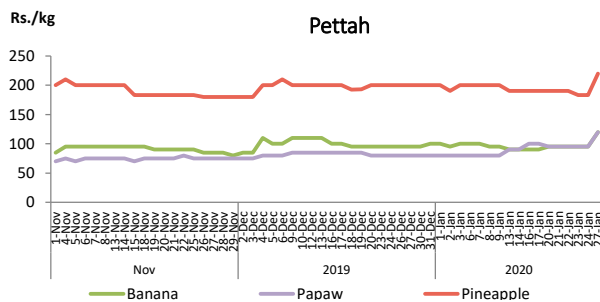


Fruits

| Item | Wholesale Prices | | Retail Prices | |
|---------------|-------------------|--------|-------------------|--------|
| | Pettah | | Pettah | |
| | Friday 24.01.2020 | Today | Friday 24.01.2020 | Today |
| | Rs./kg | | Rs./kg | |
| Banana (Sour) | 70.00 | 100.00 | 95.00 | 120.00 |
| Papaw | 75.00 | 100.00 | 95.00 | 120.00 |
| Pineapple | 135.00 | 200.00 | 183.00 | 220.00 |
| | | | Rs./Each | |
| Apple (Imp) | | | 48.00 | n.a. |
| Orange (Imp) | | | 50.00 | n.a. |

■ Price increased by more than 5% compared to yesterday price.
■ Price decreased by more than 5% compared to yesterday price.

Average Weekly Retail Prices

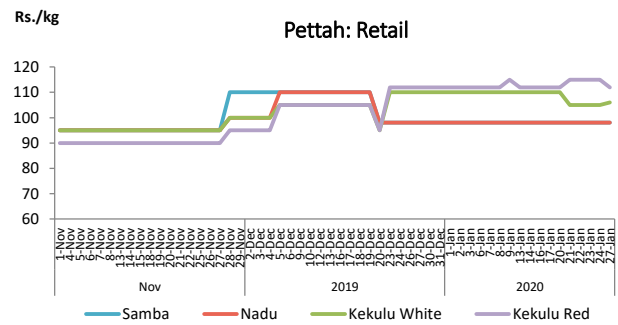
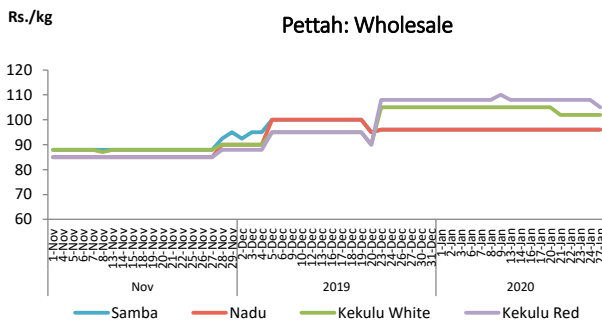


Rice

| Item | Wholesale Prices | | | | Retail Prices | | | |
|--------------|-------------------|--------|-------------------|--------|-------------------|-------|-------------------|--------|
| | Marandagamula | | Pettah | | Dambulla | | Pettah | |
| | Friday 24.01.2020 | Today | Friday 24.01.2020 | Today | Friday 24.01.2020 | Today | Friday 24.01.2020 | Today |
| | Rs./kg | | Rs./kg | | Rs./kg | | Rs./kg | |
| Samba | 93.00 | 91.00 | 96.00 | 96.00 | 98.00 | 98.00 | 98.00 | 98.00 |
| Nadu | 92.00 | 89.00 | 96.00 | 96.00 | 98.00 | 98.00 | 98.00 | 98.00 |
| Kekulu White | 91.00 | 89.00 | 102.00 | 102.00 | 92.00 | 92.00 | 105.00 | 106.00 |
| Kekulu Red | 101.00 | 101.00 | 108.00 | 105.00 | n.a. | n.a. | 115.00 | 112.00 |

- Price increased by more than 5% compared to yesterday price.
- Price decreased by more than 5% compared to yesterday price.

Average Weekly Wholesale and Retail Prices

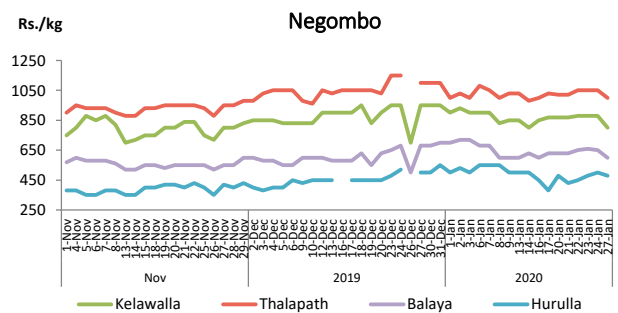
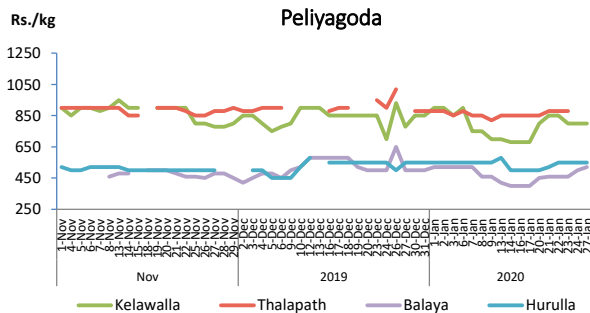


Fish

| Item | Wholesale Prices | | | | Retail Prices | | | |
|-----------|-------------------|--------|-------------------|--------|-------------------|--------|-------------------|----------|
| | Peliyagoda | | Negombo | | Peliyagoda | | Negombo | |
| | Friday 24.01.2020 | Today | Friday 24.01.2020 | Today | Friday 24.01.2020 | Today | Friday 24.01.2020 | Today |
| | Rs./kg | | Rs./kg | | Rs./kg | | Rs./kg | |
| Kelawalla | 500.00 | 500.00 | 580.00 | 550.00 | 800.00 | 800.00 | 880.00 | 800.00 |
| Thalapath | n.a. | n.a. | 720.00 | 720.00 | n.a. | n.a. | 1,050.00 | 1,000.00 |
| Balaya | 400.00 | 430.00 | 380.00 | 360.00 | 500.00 | 520.00 | 650.00 | 600.00 |
| Paraw | 650.00 | 600.00 | 560.00 | 580.00 | 950.00 | 900.00 | 850.00 | 850.00 |
| Salaya | 180.00 | 180.00 | 160.00 | 160.00 | 220.00 | 220.00 | 240.00 | 220.00 |
| Hurulla | 450.00 | 450.00 | 400.00 | 380.00 | 550.00 | 550.00 | 500.00 | 480.00 |

- Price increased by more than 5% compared to yesterday price.
- Price decreased by more than 5% compared to yesterday price.

Average Weekly Retail Prices



Other

| Item | Wholesale Prices | | | | Retail Prices | | | |
|-----------------------|-------------------|--------|-------------------|--------|-------------------|----------|-------------------|--------|
| | Pettah | | Dambulla | | Pettah | | Dambulla | |
| | Friday 24.01.2020 | Today | Friday 24.01.2020 | Today | Friday 24.01.2020 | Today | Friday 24.01.2020 | Today |
| | Rs./kg | | Rs./kg | | Rs./kg | | Rs./kg | |
| Red-Onions (local) | n.a. | n.a. | 350.00 | 355.00 | n.a. | n.a. | 360.00 | 365.00 |
| Red-Onions (Imp) | 420.00 | 480.00 | 470.00 | 405.00 | 460.00 | 520.00 | 480.00 | 415.00 |
| Big-Onions (local) | n.a. | n.a. | n.a. | n.a. | n.a. | n.a. | n.a. | n.a. |
| Big-Onions (Imp) | 94.00 | 98.00 | 95.00 | 95.00 | 115.00 | 115.00 | 105.00 | 105.00 |
| Potatoes (local) | 230.00 | n.a. | 170.00 | 175.00 | 260.00 | n.a. | 180.00 | 195.00 |
| Potatoes (Imp) | 120.00 | 95.00 | | | 145.00 | 110.00 | | |
| Dried Chillies (Imp) | 500.00 | 510.00 | 515.00 | 515.00 | 550.00 | 550.00 | 525.00 | 535.00 |
| Coconut (Rs./Nut) | 50.00 | 55.00 | 55.00 | 53.00 | 60.00 | 65.00 | 60.00 | 58.00 |
| Coconut oil (Rs./Ltr) | 370.00 | 390.00 | | | 400.00 | 425.00 | | |
| Dhal | 128.00 | 125.00 | | | 140.00 | 135.00 | | |
| Sugar | 98.00 | 102.00 | | | 105.00 | 108.00 | | |
| Eggs (Rs./Each) | 18.50 | 18.50 | | | 19.50 | 19.50 | | |
| Katta | 880.00 | 950.00 | | | 950.00 | 1,000.00 | | |
| Sprats | 550.00 | 550.00 | | | 600.00 | 620.00 | | |
| Green Chillies | 315.00 | 350.00 | 320.00 | 290.00 | 350.00 | 400.00 | 340.00 | 310.00 |
| Lime | 45.00 | 60.00 | 45.00 | 33.00 | 65.00 | 80.00 | 65.00 | 53.00 |

- Price increased by more than 5% compared to yesterday price.
- Price decreased by more than 5% compared to yesterday price.

Average Weekly Retail Prices

