

# Daily Price Report

A Summary of Price Developments - 24 January 2020

## Vegetables



Price of **Tomatoes** decreased in **Pettah** market compared to yesterday due to **low demand** caused by **higher prices**.



Price of **Cabbage** decreased in **Dambulla** market compared to yesterday due to **favourable supply** from **Puttalam** area.



## Rice



Retail price of **Kekulu White** decreased in **Dambulla** market compared to yesterday due to **favourable supply** from **major producing areas**.



## Other



Price of **Local Red Onions** increased in **Dambulla** market compared to yesterday due to **low supply** and **availability of high quality varieties** from **Jaffna** and **Puttalam** area.



Price of **Coconut** increased in **Dambulla** market compared to yesterday due to **low supply** from **Melsiripura** and **Kurunegala** areas.



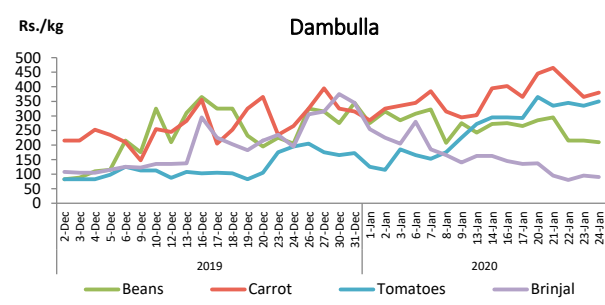
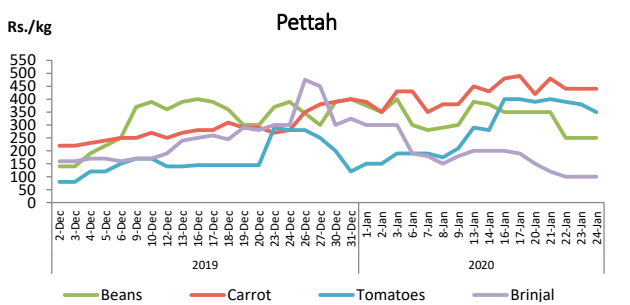
Statistics Department  
Central Bank of Sri Lanka

Vegetables

Item	Wholesale Prices				Retail Prices			
	Pettah		Dambulla		Pettah		Dambulla	
	Yesterday	Today	Yesterday	Today	Yesterday	Today	Yesterday	Today
	Rs./kg		Rs./kg		Rs./kg		Rs./kg	
Beans	220.00	210.00	195.00	190.00	250.00	250.00	215.00	210.00
Carrot	390.00	400.00	345.00	360.00	440.00	440.00	365.00	380.00
Cabbage	100.00	100.00	115.00	100.00	160.00	160.00	135.00	120.00
Tomatoes	330.00	300.00	315.00	330.00	380.00	350.00	335.00	350.00
Brinjal	55.00	55.00	75.00	70.00	100.00	100.00	95.00	90.00
Pumpkin	90.00	90.00	85.00	90.00	140.00	140.00	105.00	110.00
Snake gourd	120.00	120.00	115.00	110.00	160.00	160.00	135.00	130.00

■ Price increased by more than 5% compared to yesterday price.  
■ Price decreased by more than 5% compared to yesterday price.

Average Weekly Retail Prices

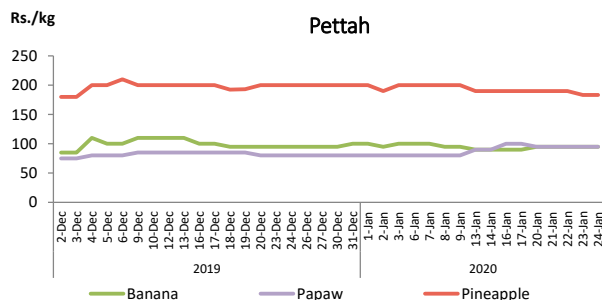


Fruits

Item	Wholesale Prices		Retail Prices	
	Pettah		Pettah	
	Yesterday	Today	Yesterday	Today
	Rs./kg		Rs./kg	
Banana (Sour)	70.00	70.00	95.00	95.00
Papaw	75.00	75.00	95.00	95.00
Pineapple	135.00	135.00	183.00	183.00
			Rs./Each	
Apple (Imp)			48.00	48.00
Orange (Imp)			50.00	50.00

■ Price increased by more than 5% compared to yesterday price.  
■ Price decreased by more than 5% compared to yesterday price.

Average Weekly Retail Prices

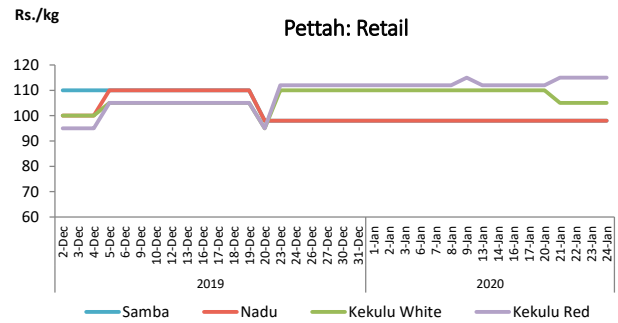
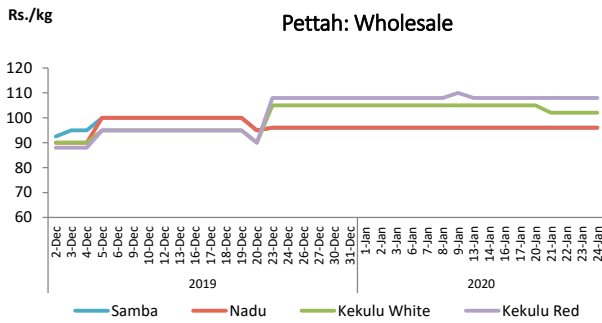


Rice

Item	Wholesale Prices				Retail Prices			
	Marandagahamula		Pettah		Dambulla		Pettah	
	Yesterday	Today	Yesterday	Today	Yesterday	Today	Yesterday	Today
	Rs./kg		Rs./kg		Rs./kg		Rs./kg	
Samba	93.00	93.00	96.00	96.00	98.00	98.00	98.00	98.00
Nadu	91.00	92.00	96.00	96.00	98.00	98.00	98.00	98.00
Kekulu White	91.00	91.00	102.00	102.00	98.00	92.00	105.00	105.00
Kekulu Red	101.00	101.00	108.00	108.00	n.a.	n.a.	115.00	115.00

- Price increased by more than 5% compared to yesterday price.
- Price decreased by more than 5% compared to yesterday price.

Average Weekly Wholesale and Retail Prices

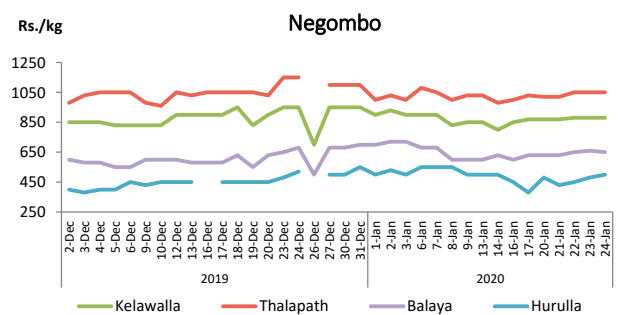
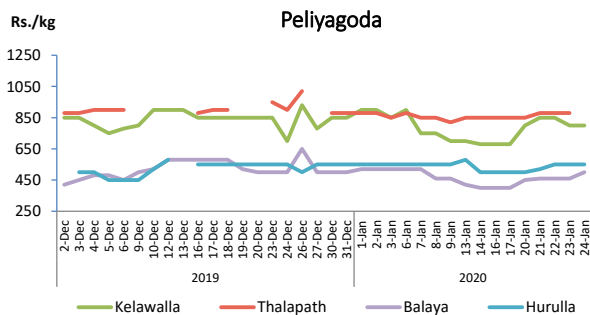


Fish

Item	Wholesale Prices				Retail Prices			
	Peliyagoda		Negombo		Peliyagoda		Negombo	
	Yesterday	Today	Yesterday	Today	Yesterday	Today	Yesterday	Today
	Rs./kg		Rs./kg		Rs./kg		Rs./kg	
Kelawalla	500.00	500.00	580.00	580.00	800.00	800.00	880.00	880.00
Thalapath	680.00	n.a.	730.00	720.00	880.00	n.a.	1,050.00	1,050.00
Balaya	360.00	400.00	400.00	380.00	460.00	500.00	660.00	650.00
Paraw	680.00	650.00	600.00	560.00	980.00	950.00	880.00	850.00
Salaya	220.00	180.00	170.00	160.00	259.00	220.00	240.00	240.00
Hurulla	450.00	450.00	380.00	400.00	550.00	550.00	480.00	500.00

- Price increased by more than 5% compared to yesterday price.
- Price decreased by more than 5% compared to yesterday price.

Average Weekly Retail Prices



Other

Item	Wholesale Prices				Retail Prices			
	Pettah		Dambulla		Pettah		Dambulla	
	Yesterday	Today	Yesterday	Today	Yesterday	Today	Yesterday	Today
	Rs./kg		Rs./kg		Rs./kg		Rs./kg	
Red-Onions (local)	n.a.	n.a.	325.00	350.00	n.a.	n.a.	335.00	360.00
Red-Onions (Imp)	420.00	420.00	n.a.	470.00	460.00	460.00	n.a.	480.00
Big-Onions (local)	n.a.	n.a.	n.a.	n.a.	n.a.	n.a.	n.a.	n.a.
Big-Onions (Imp)	94.00	94.00	95.00	95.00	118.00	115.00	105.00	105.00
Potatoes (local)	230.00	230.00	n.a.	170.00	260.00	260.00	n.a.	180.00
Potatoes (Imp)	120.00	120.00			145.00	145.00		
Dried Chillies (Imp)	500.00	500.00	535.00	515.00	550.00	550.00	545.00	525.00
Coconut (Rs./Nut)	50.00	50.00	51.00	55.00	60.00	60.00	56.00	60.00
Coconut oil (Rs./Ltr)	370.00	370.00			400.00	400.00		
Dhal	128.00	128.00			140.00	140.00		
Sugar	98.00	98.00			105.00	105.00		
Eggs (Rs./Each)	18.50	18.50			19.50	19.50		
Katta	880.00	880.00			950.00	950.00		
Sprats	550.00	550.00			600.00	600.00		
Green Chillies	290.00	315.00	315.00	320.00	350.00	350.00	335.00	340.00
Lime	45.00	45.00	33.00	45.00	75.00	65.00	53.00	65.00

■ Price increased by more than 5% compared to yesterday price.  
■ Price decreased by more than 5% compared to yesterday price.

Average Weekly Retail Prices

