

Daily Price Report

A Summary of Price Developments - 21 January 2020

(Price developments are analysed compared to average prices of the previous week)

Vegetables



Prices of **vegetable** varieties **increased** further in **Dambulla** market due to **low supply** resulted by **crop damages** caused by **rainy weather conditions** in **major cultivating areas**.



Prices of **Brinjal** declined in both **Pettah** and **Dambulla** markets due to **favourable supply** from **Sooriyawewa** and **Anuradhapura** areas, respectively.



Fish



Prices of most **fish** varieties **increased** in **Peliyagoda** market due to **low supply** from **Eastern** and **Southern** coastal areas.



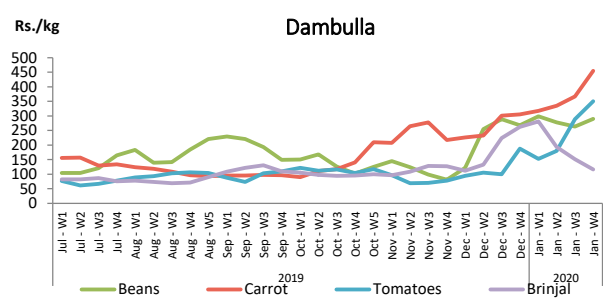
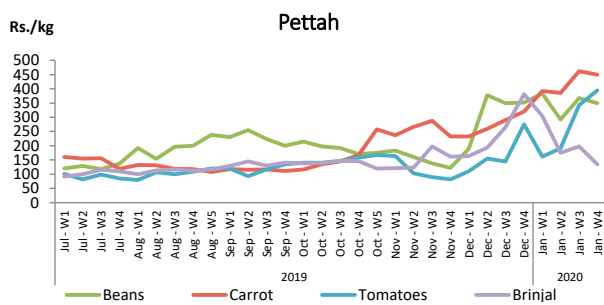
Statistics Department
Central Bank of Sri Lanka

Vegetables

Item	Wholesale Prices				Retail Prices			
	Pettah		Dambulla		Pettah		Dambulla	
	Previous Week	Today	Previous Week	Today	Previous Week	Today	Previous Week	Today
	Rs./kg		Rs./kg		Rs./kg		Rs./kg	
Beans	303.00	300.00	244.00	275.00	368.00	350.00	264.00	295.00
Carrot	418.00	420.00	346.00	445.00	463.00	480.00	366.00	465.00
Cabbage	120.00	110.00	126.00	135.00	180.00	150.00	146.00	155.00
Tomatoes	285.00	350.00	269.00	315.00	343.00	400.00	289.00	335.00
Brinjal	148.00	80.00	131.00	75.00	198.00	120.00	151.00	95.00
Pumpkin	59.00	90.00	49.00	85.00	101.00	145.00	69.00	105.00
Snake gourd	150.00	120.00	124.00	133.00	200.00	106.00	144.00	153.00

■ Price increased by more than 5% compared to previous week average price.
■ Price decreased by more than 5% compared to previous week average price.

Average Weekly Retail Prices

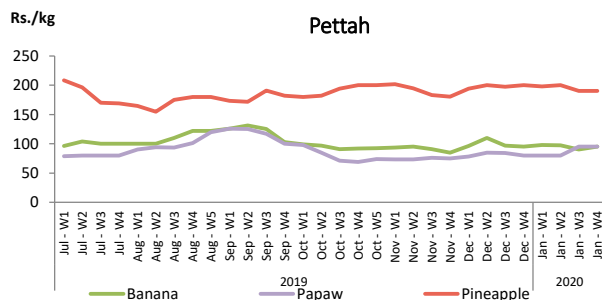


Fruits

Item	Wholesale Prices		Retail Prices	
	Pettah		Pettah	
	Previous Week	Today	Previous Week	Today
	Rs./kg		Rs./kg	
Banana (Sour)	65.00	70.00	90.00	95.00
Papaw	70.00	75.00	95.00	95.00
Pineapple	150.00	150.00	190.00	190.00
			Rs./Each	
Apple (Imp)			48.00	45.00
Orange (Imp)			53.00	50.00

■ Price increased by more than 5% compared to previous week average price.
■ Price decreased by more than 5% compared to previous week average price.

Average Weekly Retail Prices

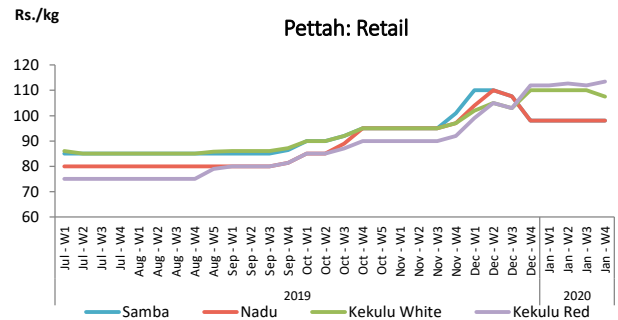
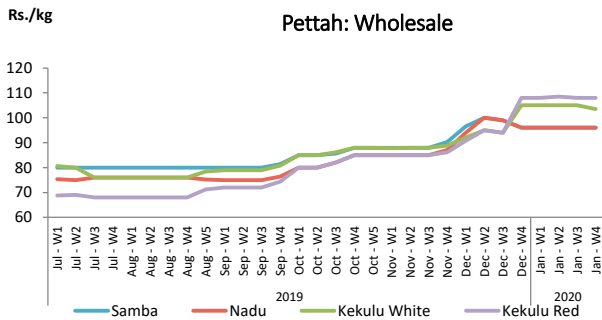


Rice

Item	Wholesale Prices				Retail Prices			
	Marandagamula		Pettah		Dambulla		Pettah	
	Previous Week	Today	Previous Week	Today	Previous Week	Today	Previous Week	Today
	Rs./kg		Rs./kg		Rs./kg		Rs./kg	
Samba	96.00	93.00	96.00	96.00	99.00	100.00	98.00	98.00
Nadu	94.00	91.00	96.00	96.00	99.00	100.00	98.00	98.00
Kekulu White	96.00	93.00	105.00	102.00	98.00	100.00	110.00	105.00
Kekulu Red	99.00	101.00	108.00	108.00	102.00	100.00	112.00	115.00

- Price increased by more than 5% compared to previous week average price.
- Price decreased by more than 5% compared to previous week average price.

Average Weekly Wholesale and Retail Prices

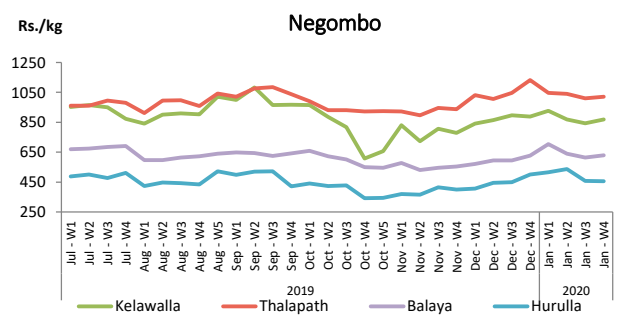
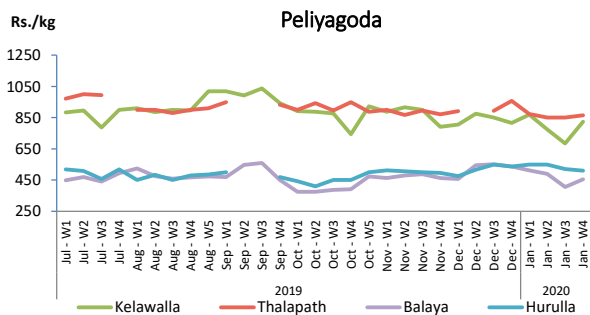


Fish

Item	Wholesale Prices				Retail Prices			
	Peliyagoda		Negombo		Peliyagoda		Negombo	
	Previous Week	Today	Previous Week	Today	Previous Week	Today	Previous Week	Today
	Rs./kg		Rs./kg		Rs./kg		Rs./kg	
Kelawalla	385.00	550.00	500.00	520.00	685.00	850.00	843.00	870.00
Thalapath	650.00	n.a.	720.00	700.00	850.00	880.00	1,010.00	1,020.00
Balaya	305.00	360.00	368.00	380.00	405.00	460.00	615.00	630.00
Paraw	625.00	700.00	513.00	530.00	925.00	1,000.00	808.00	830.00
Salaya	210.00	230.00	158.00	160.00	250.00	280.00	210.00	230.00
Hurulla	420.00	420.00	335.00	330.00	520.00	520.00	458.00	430.00

- Price increased by more than 5% compared to previous week average price.
- Price decreased by more than 5% compared to previous week average price.

Average Weekly Retail Prices



Other

Item	Wholesale Prices				Retail Prices			
	Pettah		Dambulla		Pettah		Dambulla	
	Previous Week	Today	Previous Week	Today	Previous Week	Today	Previous Week	Today
	Rs./kg		Rs./kg		Rs./kg		Rs./kg	
Red-Onions (local)	550.00	n.a.	362.00	338.00	600.00	n.a.	372.00	348.00
Red-Onions (Imp)	480.00	420.00	432.00	n.a.	550.00	460.00	442.00	n.a.
Big-Onions (local)	n.a.	n.a.	n.a.	n.a.	n.a.	n.a.	n.a.	n.a.
Big-Onions (Imp)	103.00	94.00	106.00	98.00	123.00	116.00	116.00	108.00
Potatoes (local)	220.00	230.00	173.00	178.00	260.00	260.00	183.00	188.00
Potatoes (Imp)	120.00	120.00			144.00	145.00		
Dried Chillies (Imp)	480.00	500.00	500.00	513.00	540.00	550.00	510.00	523.00
Coconut (Rs./Nut)	49.00	50.00	49.00	49.00	61.00	60.00	54.00	53.00
Coconut oil (Rs./Ltr)	370.00	370.00			400.00	400.00		
Dhal	122.00	128.00			135.00	140.00		
Sugar	98.00	98.00			105.00	105.00		
Eggs (Rs./Each)	18.50	18.50			19.50	19.50		
Katta	880.00	880.00			950.00	950.00		
Sprats	550.00	550.00			600.00	600.00		
Green Chillies	300.00	330.00	277.00	315.00	350.00	400.00	297.00	335.00
Lime	48.00	50.00	33.00	38.00	76.00	75.00	53.00	58.00

- Price increased by more than 5% compared to previous week average price.
- Price decreased by more than 5% compared to previous week average price.

Average Weekly Retail Prices

