

# Daily Price Report

## A Summary of Price Developments - 14 January 2020

(Price developments are analysed compared to average prices of the previous week)

### Vegetables



Prices of **most vegetable** varieties **increased** in **Dambulla** market due to **low supply** resulted by **crop damages** caused by **rainy weather conditions** in **major cultivating areas**.



### Rice



Retail price of **Red Kekulu Rice** **increased** in **Dambulla** market due to **low supply conditions**.



### Fruits



Price of **Papaw** **increased** in **Pettah** market due to **low supply** from **Embilipitiya** area.



### Other



Price of **Green chillies** **increased** in **Dambulla** market due to **low supply** from **Anuradhapura** and **Puttalam** areas.



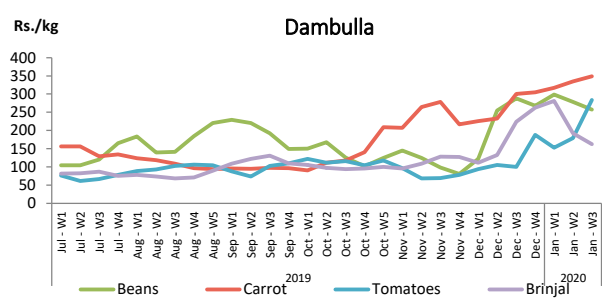
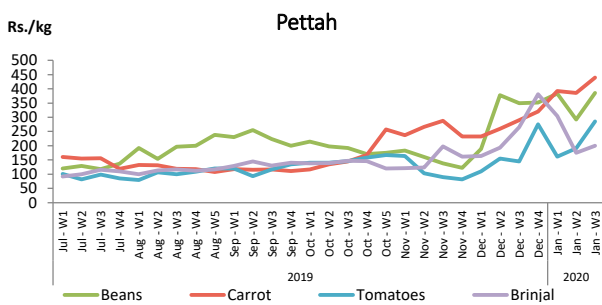
Statistics Department  
Central Bank of Sri Lanka

Vegetables

Item	Wholesale Prices				Retail Prices			
	Pettah		Dambulla		Pettah		Dambulla	
	Previous Week	Today	Previous Week	Today	Previous Week	Today	Previous Week	Today
	Rs./kg		Rs./kg		Rs./kg		Rs./kg	
Beans	236.00	300.00	258.00	253.00	293.00	380.00	278.00	273.00
Carrot	333.00	400.00	315.00	375.00	385.00	430.00	335.00	395.00
Cabbage	120.00	120.00	91.00	128.00	175.00	180.00	111.00	148.00
Tomatoes	143.00	220.00	159.00	275.00	191.00	280.00	179.00	295.00
Brinjal	110.00	150.00	173.00	143.00	175.00	200.00	193.00	163.00
Pumpkin	50.00	55.00	38.00	58.00	80.00	95.00	58.00	78.00
Snake gourd	145.00	150.00	136.00	135.00	183.00	200.00	156.00	155.00

■ Price increased by more than 5% compared to previous week average price.  
■ Price decreased by more than 5% compared to previous week average price.

Average Weekly Retail Prices

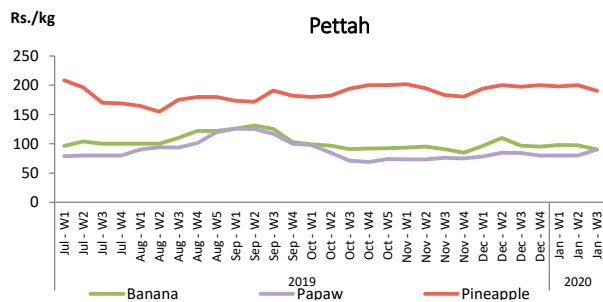


Fruits

Item	Wholesale Prices		Retail Prices	
	Pettah		Pettah	
	Previous Week	Today	Previous Week	Today
	Rs./kg		Rs./kg	
Banana (Sour)	69.00	65.00	98.00	90.00
Papaw	50.00	65.00	80.00	90.00
Pineapple	150.00	150.00	200.00	190.00
			Rs./Each	
Apple (Imp)			50.00	48.00
Orange (Imp)			51.00	53.00

■ Price increased by more than 5% compared to previous week average price.  
■ Price decreased by more than 5% compared to previous week average price.

Average Weekly Retail Prices

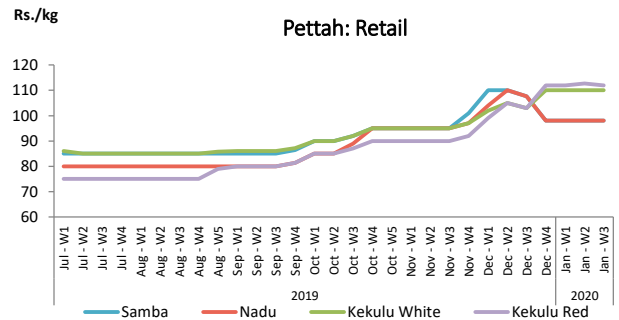
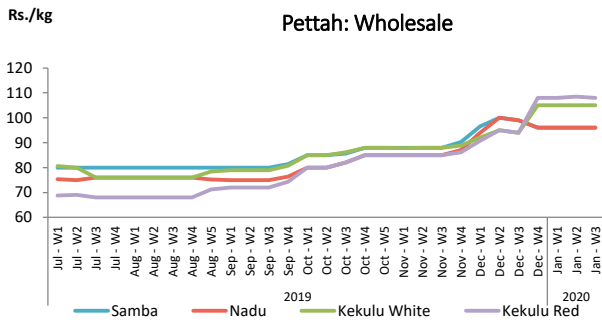


Rice

Item	Wholesale Prices				Retail Prices			
	Marandagahamula		Pettah		Dambulla		Pettah	
	Previous Week	Today	Previous Week	Today	Previous Week	Today	Previous Week	Today
	Rs./kg		Rs./kg		Rs./kg		Rs./kg	
Samba	96.00	96.00	96.00	96.00	98.00	98.00	98.00	98.00
Nadu	97.00	97.00	96.00	96.00	98.00	98.00	98.00	98.00
Kekulu White	97.00	97.00	105.00	105.00	98.00	97.00	110.00	110.00
Kekulu Red	97.00	97.00	109.00	108.00	98.00	106.00	113.00	112.00

- Price increased by more than 5% compared to previous week average price.
- Price decreased by more than 5% compared to previous week average price.

Average Weekly Wholesale and Retail Prices

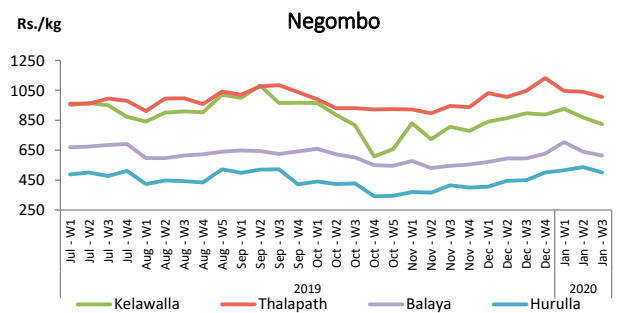
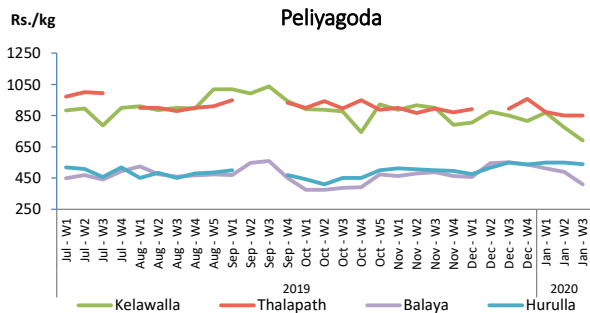


Fish

Item	Wholesale Prices				Retail Prices			
	Peliyagoda		Negombo		Peliyagoda		Negombo	
	Previous Week	Today	Previous Week	Today	Previous Week	Today	Previous Week	Today
	Rs./kg		Rs./kg		Rs./kg		Rs./kg	
Kelawalla	450.00	380.00	550.00	480.00	775.00	680.00	870.00	800.00
Thalapath	653.00	650.00	730.00	720.00	850.00	850.00	1,040.00	980.00
Balaya	390.00	300.00	370.00	350.00	490.00	400.00	640.00	630.00
Paraw	633.00	650.00	560.00	520.00	930.00	950.00	875.00	800.00
Salaya	185.00	220.00	165.00	170.00	228.00	260.00	238.00	170.00
Hurulla	450.00	400.00	373.00	360.00	550.00	500.00	538.00	500.00

- Price increased by more than 5% compared to previous week average price.
- Price decreased by more than 5% compared to previous week average price.

Average Weekly Retail Prices



Other

Item	Wholesale Prices				Retail Prices			
	Pettah		Dambulla		Pettah		Dambulla	
	Previous Week	Today	Previous Week	Today	Previous Week	Today	Previous Week	Today
	Rs./kg		Rs./kg		Rs./kg		Rs./kg	
Red-Onions (local)	500.00	<b>550.00</b>	328.00	n.a.	550.00	<b>600.00</b>	338.00	n.a.
Red-Onions (Imp)	500.00	480.00	460.00	458.00	550.00	550.00	470.00	468.00
Big-Onions (local)	n.a.	n.a.	n.a.	n.a.	n.a.	n.a.	n.a.	n.a.
Big-Onions (Imp)	99.00	103.00	97.00	93.00	120.00	122.00	108.00	103.00
Potatoes (local)	220.00	220.00	151.00	158.00	250.00	260.00	161.00	168.00
Potatoes (Imp)	110.00	<b>120.00</b>			130.00	<b>145.00</b>		
Dried Chillies (Imp)	429.00	<b>480.00</b>	452.00	<b>488.00</b>	480.00	<b>540.00</b>	462.00	<b>498.00</b>
Coconut (Rs./Nut)	49.00	49.00	51.00	<b>44.00</b>	59.00	60.00	56.00	<b>49.00</b>
Coconut oil (Rs./Ltr)	385.00	370.00			408.00	400.00		
Dhal	119.00	120.00			131.00	135.00		
Sugar	98.00	98.00			105.00	105.00		
Eggs (Rs./Each)	18.50	18.50			19.50	19.50		
Katta	880.00	880.00			950.00	950.00		
Sprats	550.00	550.00			600.00	600.00		
Green Chillies	295.00	300.00	237.00	<b>275.00</b>	375.00	<b>350.00</b>	257.00	<b>295.00</b>
Lime	54.00	<b>50.00</b>	33.00	33.00	80.00	80.00	53.00	53.00

■ Price increased by more than 5% compared to previous week average price.  
■ Price decreased by more than 5% compared to previous week average price.

Average Weekly Retail Prices

