

Daily Price Report

A Summary of Price Developments - 06 January 2020

(Price developments are analysed compared to average prices of the previous week)

Vegetables



Price of **Carrots increased** in both **Pettah** and **Dambulla** markets due to **low supply** from **Nuwara Eliya** and **Hanguranketha** areas.



Price of **Beans decreased** in **Pettah** market due to **favourable supply** from **Balangoda** area.



Price of **Brinjals decreased** in **Pettah** market due to **favourable supply** from **Embilipitiya** and **Anuradhapura** areas.



Other



Price of **Local Red Onions decreased** in **Dambulla** market due to **low quality of the available variety** and **high availability of Imported Red Onions**.



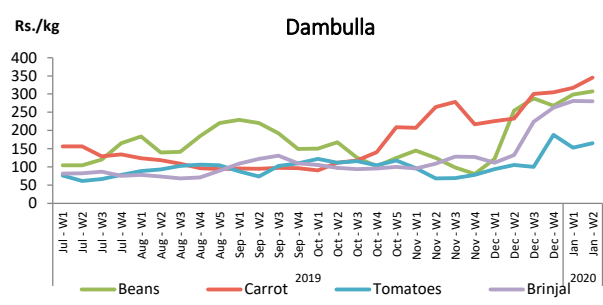
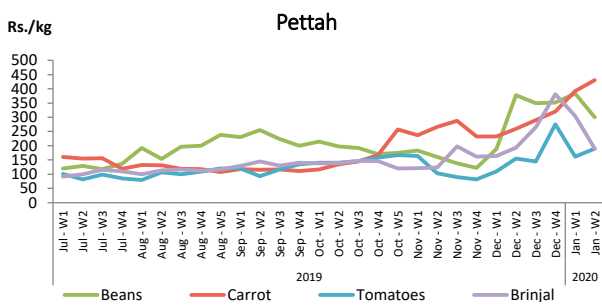
Statistics Department
Central Bank of Sri Lanka

Vegetables

Item	Wholesale Prices				Retail Prices			
	Pettah		Dambulla		Pettah		Dambulla	
	Previous Week	Today	Previous Week	Today	Previous Week	Today	Previous Week	Today
	Rs./kg		Rs./kg		Rs./kg		Rs./kg	
Beans	320.00	250.00	279.00	288.00	383.00	300.00	299.00	308.00
Carrot	332.00	370.00	297.00	325.00	392.00	430.00	317.00	345.00
Cabbage	120.00	120.00	91.00	98.00	179.00	175.00	111.00	118.00
Tomatoes	116.00	140.00	133.00	145.00	162.00	190.00	153.00	165.00
Brinjal	253.00	110.00	261.00	260.00	305.00	190.00	281.00	280.00
Pumpkin	50.00	50.00	43.00	45.00	79.00	80.00	63.00	65.00
Snake gourd	150.00	140.00	137.00	150.00	190.00	180.00	157.00	170.00

■ Price increased by more than 5% compared to previous week average price.
■ Price decreased by more than 5% compared to previous week average price.

Average Weekly Retail Prices

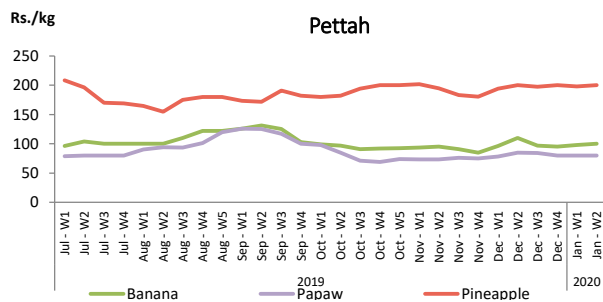


Fruits

Item	Wholesale Prices		Retail Prices	
	Pettah		Pettah	
	Previous Week	Today	Previous Week	Today
	Rs./kg		Rs./kg	
Banana (Sour)	68.00	70.00	98.00	100.00
Papaw	50.00	50.00	80.00	80.00
Pineapple	150.00	150.00	198.00	200.00
			Rs./Each	
Apple (Imp)			50.00	50.00
Orange (Imp)			50.00	50.00

■ Price increased by more than 5% compared to previous week average price.
■ Price decreased by more than 5% compared to previous week average price.

Average Weekly Retail Prices

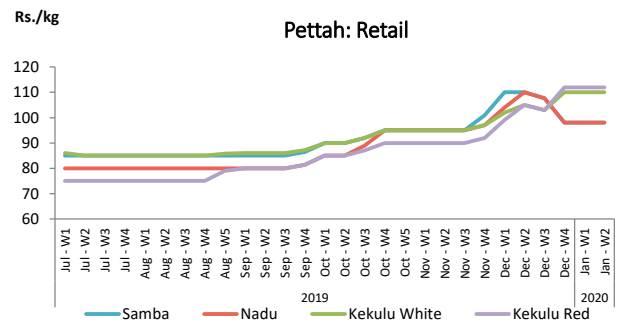
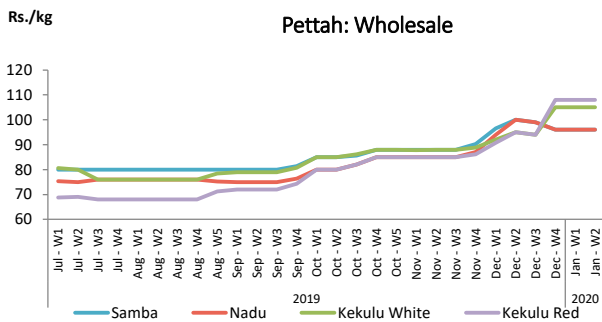


Rice

Item	Wholesale Prices				Retail Prices			
	Marandagahamula		Pettah		Dambulla		Pettah	
	Previous Week	Today	Previous Week	Today	Previous Week	Today	Previous Week	Today
	Rs./kg		Rs./kg		Rs./kg		Rs./kg	
Samba	96.00	96.00	96.00	96.00	98.00	98.00	98.00	98.00
Nadu	96.00	97.00	96.00	96.00	98.00	98.00	98.00	98.00
Kekulu White	96.00	97.00	105.00	105.00	98.00	98.00	110.00	110.00
Kekulu Red	97.00	97.00	108.00	108.00	98.00	98.00	112.00	112.00

- Price increased by more than 5% compared to previous week average price.
- Price decreased by more than 5% compared to previous week average price.

Average Weekly Wholesale and Retail Prices

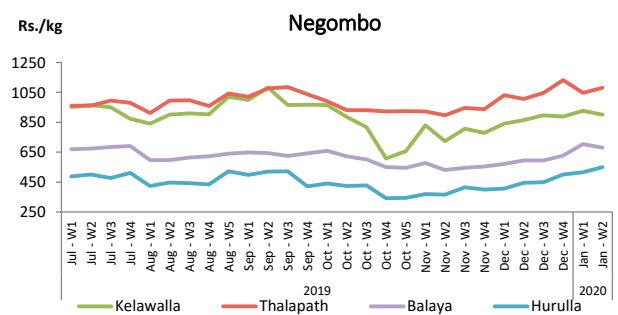
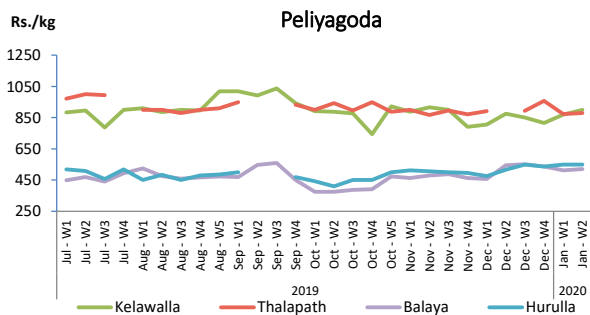


Fish

Item	Wholesale Prices				Retail Prices			
	Peliyagoda		Negombo		Peliyagoda		Negombo	
	Previous Week	Today	Previous Week	Today	Previous Week	Today	Previous Week	Today
	Rs./kg		Rs./kg		Rs./kg		Rs./kg	
Kelawalla	530.00	500.00	614.00	600.00	870.00	900.00	926.00	900.00
Thalapath	674.00	650.00	720.00	750.00	874.00	880.00	1,046.00	1,080.00
Balaya	412.00	420.00	412.00	380.00	512.00	520.00	704.00	680.00
Paraw	600.00	600.00	518.00	580.00	900.00	900.00	838.00	900.00
Salaya	192.00	180.00	168.00	180.00	234.00	220.00	244.00	250.00
Hurulla	450.00	450.00	368.00	380.00	550.00	550.00	516.00	550.00

- Price increased by more than 5% compared to previous week average price.
- Price decreased by more than 5% compared to previous week average price.

Average Weekly Retail Prices



Other

Item	Wholesale Prices				Retail Prices			
	Pettah		Dambulla		Pettah		Dambulla	
	Previous Week	Today	Previous Week	Today	Previous Week	Today	Previous Week	Today
	Rs./kg		Rs./kg		Rs./kg		Rs./kg	
Red-Onions (local)	500.00	500.00	410.00	328.00	590.00	550.00	421.00	338.00
Red-Onions (Imp)	492.00	500.00	443.00	n.a.	550.00	550.00	453.00	n.a.
Big-Onions (local)	n.a.	n.a.	n.a.	n.a.	n.a.	n.a.	n.a.	n.a.
Big-Onions (Imp)	104.00	106.00	103.00	99.00	124.00	126.00	113.00	109.00
Potatoes (local)	220.00	220.00	146.00	n.a.	250.00	250.00	156.00	n.a.
Potatoes (Imp)	99.00	110.00			129.00	130.00		
Dried Chillies (Imp)	410.00	410.00	469.00	448.00	460.00	460.00	479.00	458.00
Coconut (Rs./Nut)	49.00	49.00	46.00	49.00	60.00	60.00	51.00	54.00
Coconut oil (Rs./Ltr)	394.00	390.00			420.00	410.00		
Dhal	117.00	117.00			130.00	130.00		
Sugar	98.00	98.00			105.00	105.00		
Eggs (Rs./Each)	18.40	18.50			19.40	19.50		
Katta	880.00	880.00			950.00	950.00		
Sprats	550.00	550.00			600.00	600.00		
Green Chillies	292.00	300.00	276.00	195.00	364.00	380.00	296.00	215.00
Lime	54.00	50.00	34.00	33.00	82.00	80.00	54.00	53.00

■ Price increased by more than 5% compared to previous week average price.
■ Price decreased by more than 5% compared to previous week average price.

Average Weekly Retail Prices

