

Daily Price Report

A Summary of Price Developments - 02 January 2020

(Price developments are analysed compared to average prices of the previous week)

Vegetables



Prices of most **vegetable** varieties **increased** in **Dambulla** market due to **supply disruptions** from **crop damages** caused by **adverse weather conditions**.



Price of **Tomatoes** **decreased** in both **Pettah** and **Dambulla** markets due to **favourable supply** from **Sooriyawewa** and **Yatawatta** areas, respectively.



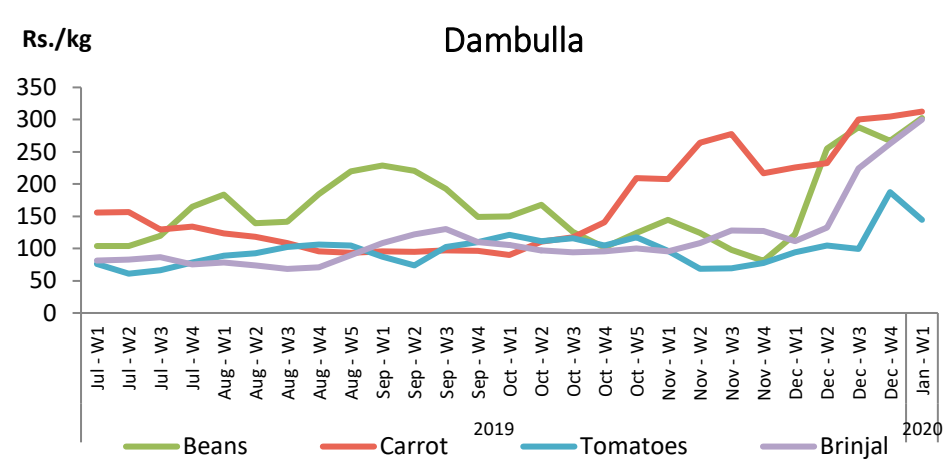
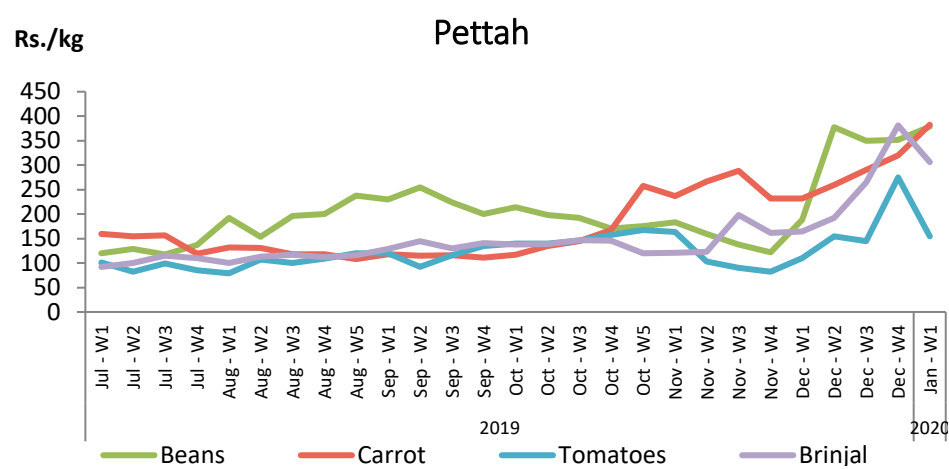
Statistics Department
Central Bank of Sri Lanka

Vegetables

Item	Wholesale Prices				Retail Prices			
	Pettah		Dambulla		Pettah		Dambulla	
	Previous Week	Today	Previous Week	Today	Previous Week	Today	Previous Week	Today
	Rs./kg		Rs./kg		Rs./kg		Rs./kg	
Beans	300.00	320.00	248.00	295.00	351.00	350.00	268.00	315.00
Carrot	253.00	320.00	260.00	305.00	320.00	350.00	305.00	325.00
Cabbage	106.00	120.00	83.00	95.00	160.00	180.00	103.00	115.00
Tomatoes	230.00	100.00	168.00	95.00	275.00	150.00	188.00	115.00
Brinjal	319.00	250.00	243.00	205.00	381.00	300.00	263.00	225.00
Pumpkin	50.00	50.00	37.00	42.00	80.00	75.00	57.00	62.00
Snake gourd	150.00	150.00	125.00	135.00	190.00	180.00	145.00	155.00

■ Price increased by more than 5% compared to previous week average price.
■ Price decreased by more than 5% compared to previous week average price.

Average Weekly Retail Prices

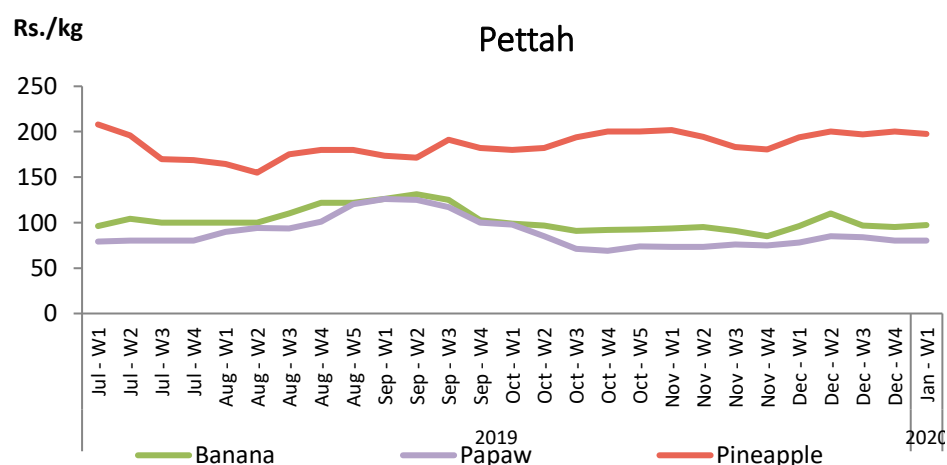


Fruits

Item	Wholesale Prices		Retail Prices	
	Pettah		Pettah	
	Previous Week	Today	Previous Week	Today
	Rs./kg		Rs./kg	
Banana (Sour)	65.00	65.00	95.00	95.00
Papaw	50.00	50.00	80.00	80.00
Pineapple	150.00	150.00	200.00	190.00
			Rs./Each	
Apple (Imp)			50.00	50.00
Orange (Imp)			50.00	50.00

■ Price increased by more than 5% compared to previous week average price.
■ Price decreased by more than 5% compared to previous week average price.

Average Weekly Retail Prices

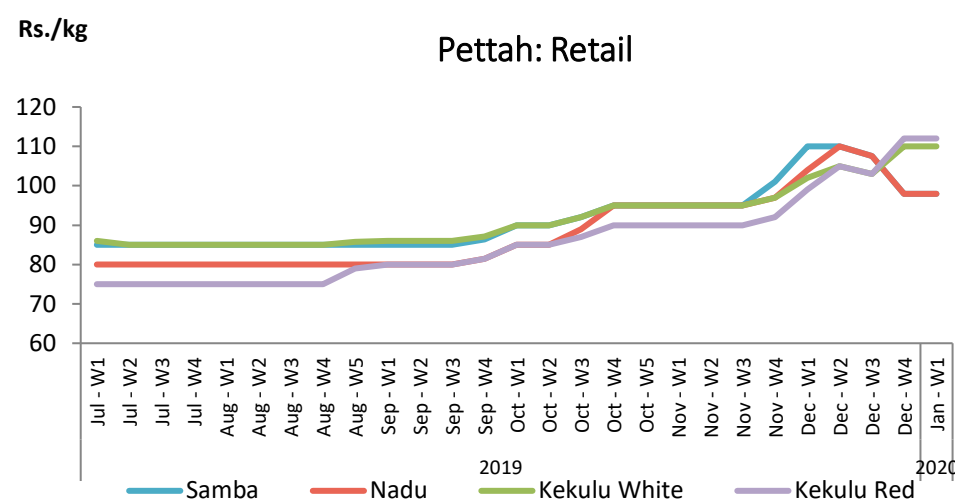
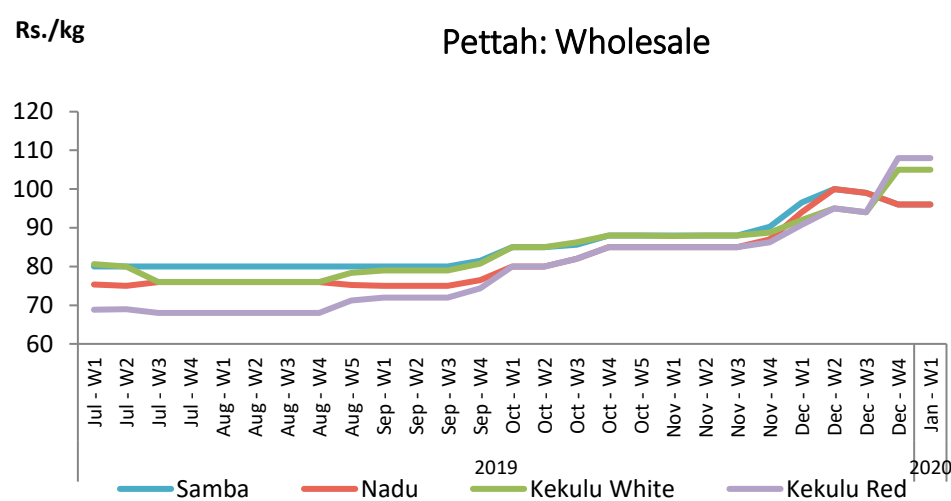


Rice

Item	Wholesale Prices				Retail Prices			
	Marandaghamula		Pettah		Dambulla		Pettah	
	Previous Week	Today	Previous Week	Today	Previous Week	Today	Previous Week	Today
	Rs./kg		Rs./kg		Rs./kg		Rs./kg	
Samba	96.00	96.00	96.00	96.00	100.00	98.00	98.00	98.00
Nadu	96.00	97.00	96.00	96.00	100.00	98.00	98.00	98.00
Kekulu White	95.00	97.00	105.00	105.00	100.00	98.00	110.00	110.00
Kekulu Red	97.00	97.00	108.00	108.00	100.00	98.00	112.00	112.00

- Price increased by more than 5% compared to previous week average price.
- Price decreased by more than 5% compared to previous week average price.

Average Weekly Wholesale and Retail Prices

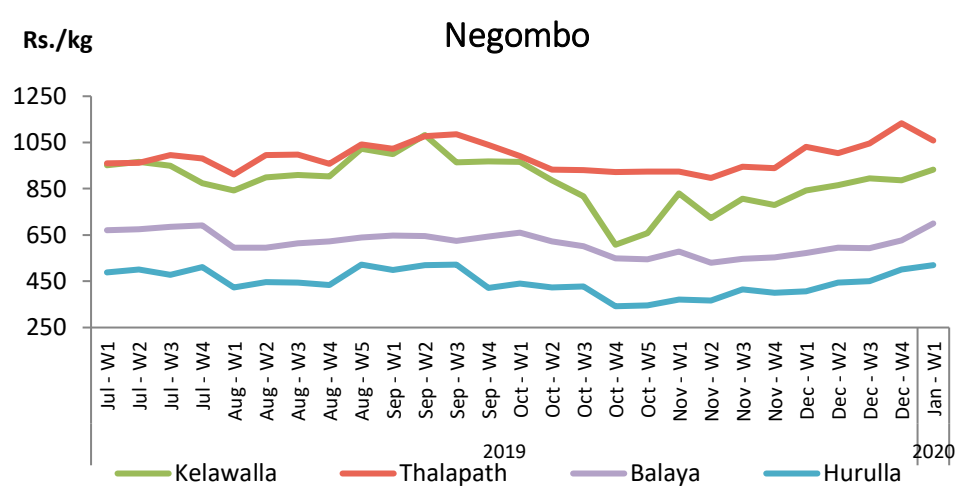
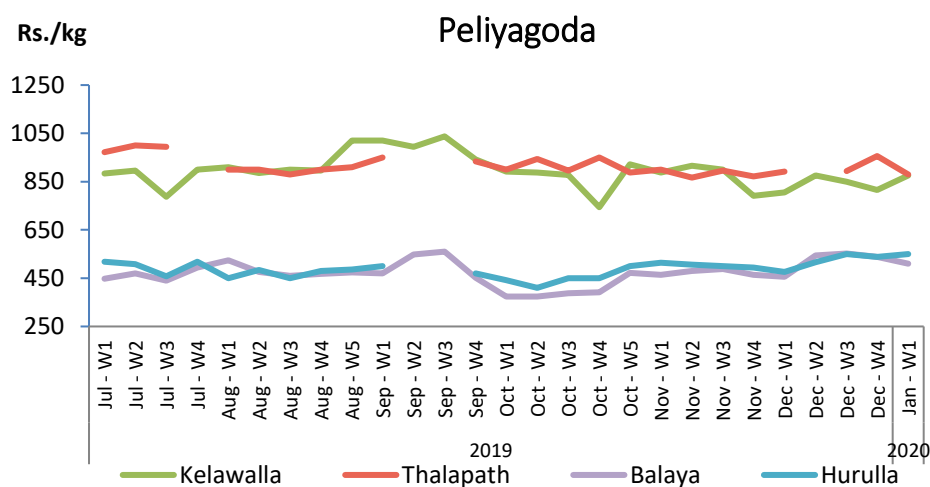


Fish

Item	Wholesale Prices				Retail Prices			
	Peliyagoda		Negombo		Peliyagoda		Negombo	
	Previous Week	Today	Previous Week	Today	Previous Week	Today	Previous Week	Today
	Rs./kg		Rs./kg		Rs./kg		Rs./kg	
Kelawalla	508.00	500.00	570.00	630.00	815.00	900.00	888.00	930.00
Thalapath	717.00	650.00	747.00	720.00	957.00	880.00	1,133.00	1,030.00
Balaya	405.00	420.00	418.00	420.00	538.00	520.00	628.00	720.00
Paraw	525.00	600.00	525.00	530.00	830.00	900.00	855.00	850.00
Salaya	198.00	180.00	183.00	160.00	240.00	220.00	243.00	230.00
Hurulla	425.00	450.00	380.00	380.00	538.00	550.00	500.00	530.00

- Price increased by more than 5% compared to previous week average price.
- Price decreased by more than 5% compared to previous week average price.

Average Weekly Retail Prices



Other

Item	Wholesale Prices				Retail Prices			
	Pettah		Dambulla		Pettah		Dambulla	
	Previous Week	Today	Previous Week	Today	Previous Week	Today	Previous Week	Today
	Rs./kg		Rs./kg		Rs./kg		Rs./kg	
Red-Onions (local)	500.00	500.00	422.00	n.a.	600.00	600.00	432.00	n.a.
Red-Onions (Imp)	480.00	500.00	n.a.	438.00	550.00	550.00	n.a.	448.00
Big-Onions (local)	n.a.	n.a.	n.a.	n.a.	n.a.	n.a.	n.a.	n.a.
Big-Onions (Imp)	109.00	96.00	102.00	98.00	128.00	116.00	112.00	108.00
Potatoes (local)	220.00	220.00	194.00	153.00	250.00	250.00	204.00	163.00
Potatoes (Imp)	168.00	90.00			190.00	120.00		
Dried Chillies (Imp)	410.00	410.00	443.00	448.00	460.00	460.00	453.00	458.00
Coconut (Rs./Nut)	49.00	49.00	47.00	46.00	61.00	60.00	52.00	51.00
Coconut oil (Rs./Ltr)	390.00	390.00			410.00	410.00		
Dhal	117.00	117.00			130.00	130.00		
Sugar	98.00	98.00			105.00	105.00		
Eggs (Rs./Each)	18.50	18.50			19.50	19.50		
Katta	880.00	880.00			950.00	950.00		
Sprats	550.00	550.00			600.00	600.00		
Green Chillies	260.00	260.00	253.00	245.00	343.00	340.00	273.00	265.00
Lime	55.00	55.00	29.00	28.00	90.00	80.00	49.00	48.00

- Price increased by more than 5% compared to previous week average price.
- Price decreased by more than 5% compared to previous week average price.

Average Weekly Retail Prices

